



NEMO

LINESCAPES
SYSTEM

NEMO

KELMAX

osvetlovacia technika

vetla inak...

Office:
Košovská cesta 24
971 01 Prievidza

Rastislav Sabo
e-mail: kelmax@kelmax.sk
<https://www.kelmax.sk>

+421 944 919288

Made in Italy

LINESCAPES SYSTEM

Nemo Studio

Linescapes is a modular system that can be installed on both the ceiling and on the wall and completely changes the approach to direct and indirect lighting. Highly performing both in the linear and spot version. The singular modules are connected by quick molded connectors, which enable rapid jack installation and a 360° rotation. The different elements allow the composition of continuous lines and edges, with a luminous efficiency and an excellent diffusion degree, through an opaline diffuser in polycarbonate. The system has been studied to provide user friendly maintenance. Nemo has efficiently solved the problem of replacing LED built-in sources, whereby the single lighting elements can be easily changed.

Linescapes è un sistema modulare che, installato sia a sospensione sia a soffitto che a parete, cambia completamente l'approccio all'illuminazione diretta ed indiretta. Altamente performante sia nella versione lineare che spot. I singoli moduli sono uniti da snodi plastici che permettono una rapida installazione jack ed una rotazione a 360°. I vari elementi permettono la composizione di linee continue ed angoli, con un'efficienza luminosa ed un eccellente grado di diffusione attraverso un diffusore opalino in policarbonato. Il sistema è stato studiato per permettere una manutenzione semplice. Nemo ha risolto in modo efficace la sostituzione dei LED, per cui i singoli elementi possono essere facilmente cambiati.

Linescapes est un système modulaire disponible en suspension, plafonnier ou applique, qui modifie intégralement le concept de l'éclairage direct et indirect. Haute performance aussi bien pour les segments lumineux que pour les spots directionnels. Les modules simples sont unis par des jonctions en plastique moulé pour une installation jack rapide et une rotation à 360°. Les différents éléments permettent la composition de lignes continues et d'angles, avec une efficacité lumineuse et un excellent niveau de diffusion grâce à un diffuseur en polycarbonate opalin. Le système a été étudié pour une maintenance simple. Nemo a résolu de façon efficace le problème du changement des Leds, les éléments individuels peuvent être facilement substitués.


Linescapes ist ein modulares System, das sowohl als Pendelleuchte als auch als Decken- und Wandleuchte installiert werden kann mit einer komplett neuen Ansatzweise der direkten und indirekten Beleuchtung. Leistungstark sowohl in der linearen als auch in der Spot-Version. Die einzelnen Module sind durch Gelenke aus Kunststoff verbunden, die eine schnelle Jack-Installation und eine 360°Drehbarkeit ermöglichen. Die verschiedenen Elemente erlauben Kompositionen von fortlaufenden Linien und Ecken, mit einer hohen Lichtausbeute und einer hervorragenden Lichtstreuung durch einen Diffusor aus opalem Polykarbonat. Bei der Entwicklung dieses Systems wurde auf eine einfache Handhabung geachtet. Nemo hat das Auswechseln der LED's effizient gelöst, die einzelnen Elemente können ganz einfach ausgetauscht werden.







*Linescapes System black
wall and pendant installation*



*Linescapes System black
pendant installation with spots*





*Linescapes System white at
Agape, Galleria Manzoni Milan
ph. Maurizio Zatachetto*

LINESCAPES DESK MATRIX

Linescapes system can now be configured to create rectangular shapes, both vertical and horizontal, continuously enlightened, in order to complete a theoretically infinite number of table sizes or interior solutions.

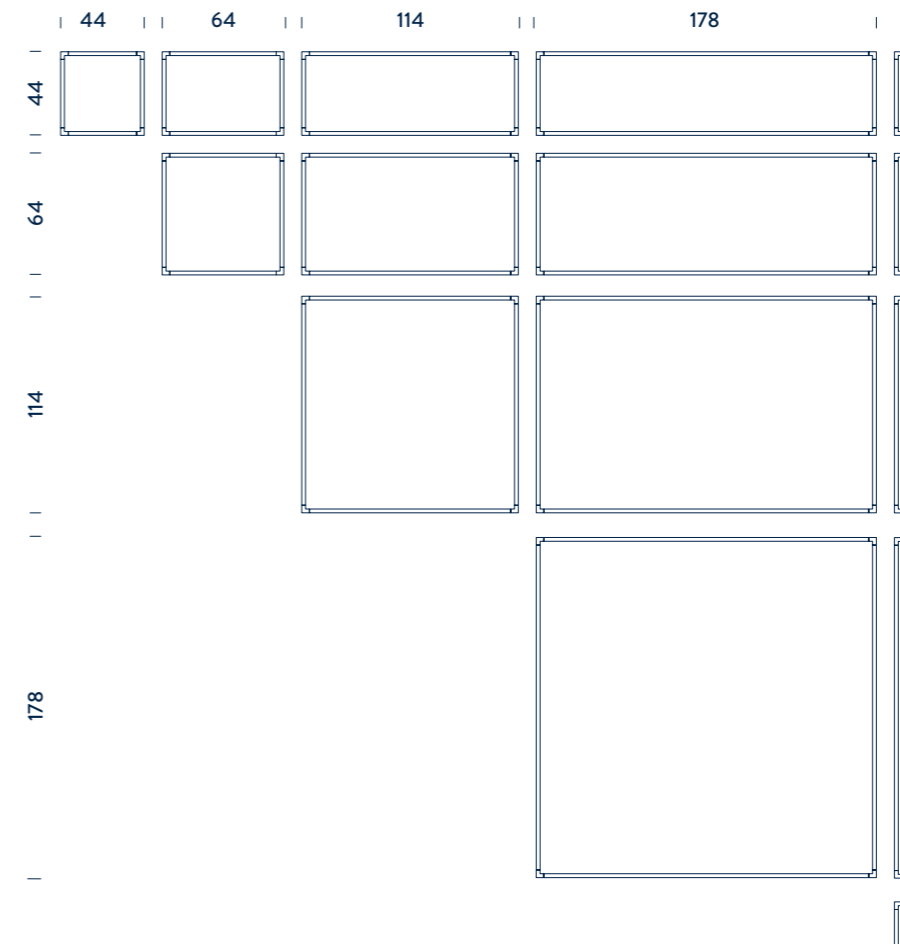

Il sistema Linescapes può essere configurato per creare delle forme rettangolari, sia verticali che orizzontali, teoricamente infinite e dall'illuminazione continua, adattabili alle varie dimensioni dei tavoli o alle differenti soluzioni per interni.

Le système Linescapes peut être configuré pour créer des formes rectangulaires, aussi bien verticales qu'horizontales, théoriquement infinies et avec un éclairage continu, s'adaptant aux différentes dimensions des tables ou aux différentes solutions pour l'intérieur.

Das Linescapes-System kann so konfiguriert werden, dass sowohl vertikale als auch horizontale rechteckige Formen entstehen, unendlich und durchgehend beleuchtet, die sich an alle Tischgrößen oder Innenraumgestaltungen anpassen lassen



Linescapes System 13




By combining central linear connections to LED segments, it is possible to reach a theoretically infinite number of rectangular or square sizes.

Combinando connessioni centrali lineari e segmenti LED, è possibile raggiungere un numero, teoricamente infinito, di quadrati e rettangoli.

En combinant des connexions linéaires centrales avec des segments de LED, il est possible d'atteindre un nombre théoriquement infini de rectangles ou de carrés.

Lineare Zentralverbindungen zwischen den LED-Modulen erlauben eine theoretisch-unendliche Anzahl an verschiedenen Größen für rechteckige Kombinationen.



LED SEGMENTS

- | | | | |
|---|---|--|--|
| <p>171CM
Linear LED diffused orientable
360° 33W 1765lm (luminous output) typ cri 80 dimmable 1-10V 110/240V</p> | <p>106CM
Linear LED diffused orientable 360° 19W 1125lm (luminous output) typ cri 80 dimmable 1-10V 110/240V</p> | <p>56CM
Linear LED diffused orientable 360° 9,5W 600lm (luminous output) typ cri 80 dimmable 1-10V 110/240V</p> | <p>36CM
Linear LED diffused orientable 360° 6W 335lm (luminous output) typ cri 80 dimmable 1-10V 110/240V</p> |
|---|---|--|--|

- | | | | |
|---|---|---|---|
| <p><i>CCT 2700K</i>
○ LSS LW5 51 structure white
● LSS LN5 51 structure black</p> | <p><i>CCT 2700K</i>
○ LSS LW6 51 structure white
● LSS LN6 51 structure black</p> | <p><i>CCT 2700K</i>
○ LSS LW7 51 structure white
● LSS LN7 51 structure black</p> | <p><i>CCT 2700K</i>
○ LSS LW8 51 structure white
● LSS LN8 51 structure black</p> |
| <p><i>CCT 3000K</i>
○ LSS LW1 51 structure white
● LSS LN1 51 structure black</p> | <p><i>CCT 3000K</i>
○ LSS LW2 51 structure white
● LSS LN2 51 structure black</p> | <p><i>CCT 3000K</i>
○ LSS LW3 51 structure white
● LSS LN3 51 structure black</p> | <p><i>CCT 3000K</i>
○ LSS LW4 51 structure white
● LSS LN4 51 structure black</p> |



WING SEGMENTS


- | | | | |
|---|---|--|--|
| <p>171CM
Linear LED diffused orientable
360° 33W 1765lm (luminous output) typ cri 80 dimmable 1-10V 110/240V</p> | <p>106CM
Linear LED diffused orientable 360° 19W 1125lm (luminous output) typ cri 80 dimmable 1-10V 110/240V</p> | <p>56CM
Linear LED diffused orientable 360° 9,5W 600lm (luminous output) typ cri 80 dimmable 1-10V 110/240V</p> | <p>36CM
Linear LED diffused orientable 360° 6W 335lm (luminous output) typ cri 80 dimmable 1-10V 110/240V</p> |
|---|---|--|--|

- | | | | |
|---|---|---|---|
| <p><i>CCT 2700K</i>
○ LSS UW5 51 structure white
● LSS UN5 51 structure black</p> | <p><i>CCT 2700K</i>
○ LSS UW6 51 structure white
● LSS UN6 51 structure black</p> | <p><i>CCT 2700K</i>
○ LSS UW7 51 structure white
● LSS UN7 51 structure black</p> | <p><i>CCT 2700K</i>
○ LSS UW8 51 structure white
● LSS UN8 51 structure black</p> |
| <p><i>CCT 3000K</i>
○ LSS UW1 51 structure white
● LSS UN1 51 structure black</p> | <p><i>CCT 3000K</i>
○ LSS UW2 51 structure white
● LSS UN2 51 structure black</p> | <p><i>CCT 3000K</i>
○ LSS UW3 51 structure white
● LSS UN3 51 structure black</p> | <p><i>CCT 3000K</i>
○ LSS UW4 51 structure white
● LSS UN4 51 structure black</p> |



CONNECTION SEGMENTS

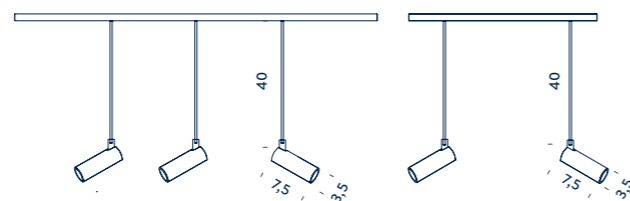
- | | | | |
|---|---|--|--|
| <p>171CM
○ LSS BW1 51 structure white
● LSS BN1 51 structure black</p> | <p>106CM
○ LSS BW2 51 structure white
● LSS BN2 51 structure black</p> | <p>56CM
○ LSS BW3 51 structure white
● LSS BN3 51 structure black</p> | <p>36CM
○ LSS BW4 51 structure white
● LSS BN4 51 structure black</p> |
|---|---|--|--|



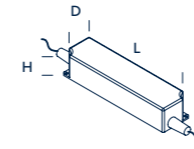
SPOT SEGMENTS

- | | |
|---|--|
| <p>SPOT3 106CM
LED SPOT 15° diffused orientable
360° 3x4W 3x400lm (luminous output) typ cri 90 dimmable 1-10V 110/240V</p> | <p>SPOT2 56CM
LED SPOT 15° diffused orientable
360° 2x4W 2x400lm (luminous output) typ cri 90 dimmable 1-10V 110/240V</p> |
|---|--|

- | | |
|---|---|
| <p><i>CCT 2700K</i>
○ LSS SW2 51 structure white
● LSS SN2 51 structure black</p> | <p><i>CCT 2700K</i>
○ LSS SW1 51 structure white
● LSS SN1 51 structure black</p> |
| <p><i>CCT 3000K</i>
○ LSS SW4 51 structure white
● LSS SN4 51 structure black</p> | <p><i>CCT 3000K</i>
○ LSS SW3 51 structure white
● LSS SN3 51 structure black</p> |



REMOTE DRIVERS



1-10V
25W / LIN ALI 32
L: 14,8 | D: 4,0 | H: 3,2

60W / LIN ALI 31
L: 16,8 | D: 4,3 | H: 3,2

90W / LIN ALI 34
L: 16,1 | D: 6,1 | H: 3,6

150W / LIN ALI 35
L: 22,8 | D: 6,8 | H: 3,9

185W / LIN ALI 36
L: 22,8 | D: 6,8 | H: 3,9

240W / LIN ALI 37
L: 24,5 | D: 6,8 | H: 3,9

320W / LIN ALI 38
L: 25,2 | D: 9,0 | H: 4,4

DALI
100W / LIN ALI 51
L: 19,9 | D: 6,3 | H: 3,55

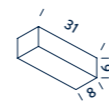
150W / LIN ALI 52
L: 21,9 | D: 6,3 | H: 3,55

200W / LIN ALI 53
L: 24,4 | D: 7,1 | H: 3,75

240W / LIN ALI 54
L: 24,4 | D: 7,1 | H: 3,55

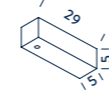
Empty box for remote driver up to 240W

- ROS LNN 51 black
- ROS LWW 51 white



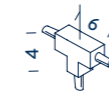
ACCESSORIES

POWER SUPPLY
60W 1-10V
● LSS PN6 51 black
○ LSS PW6 51 white

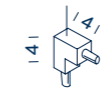


CONNECTIONS

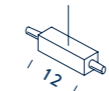
T UP VERTICAL
● LSS TN2 51 black
○ LSS TW2 51 white



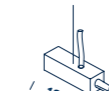
UP VERTICAL ANGLE
● LSS AN1 51 black
○ LSS AW1 51 white



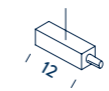
CENTRAL
● LSS CN5 51 black
○ LSS CW5 51 white



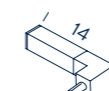
HORIZONTAL START
● LSS CN2 51 black
○ LSS CW2 51 white



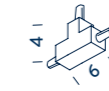
HORIZONTAL END
● LSS CN3 51 black
○ LSS CW3 51 white



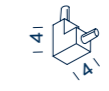
WALL CEILING END + XYZ
● LSS FN2 41 black
○ LSS FW2 41 white



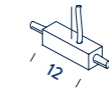
T DOWN VERTICAL
● LSS TN1 51 black
○ LSS TW1 51 white



DOWN VERTICAL ANGLE
● LSS AN2 51 black
○ LSS AW2 51 white



CENTRAL ONE WAY
● LSS CN7 51 black
○ LSS CW7 51 white



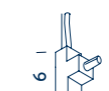
VERTICAL START
● LSS CN1 51 black
○ LSS CW1 51 white



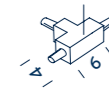
VERTICAL END
● LSS CN6 51 black
○ LSS CW6 51 white



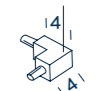
VERTICAL ANGLE SUPPLY
● LSS AN4 51 black
○ LSS AW4 51 white



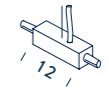
T HORIZONTAL
● LSS TN3 51 black
○ LSS TW3 51 white



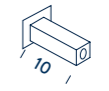
HORIZONTAL ANGLE
● LSS AN3 51 black
○ LSS AW3 51 white



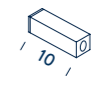
CENTRAL SUPPLY
● LSS CN4 51 black
○ LSS CW4 51 white



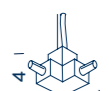
WALL CEILING START
● LSS FN3 41 black
○ LSS FW3 41 white



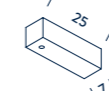
WALL CEILING END
● LSS FN1 41 black
○ LSS FW1 41 white



HORIZONTAL ANGLE SUPPLY
● LSS AN5 51 black
○ LSS AW5 51 white



POWER SUPPLY
90W 1-10V
● LSS PN9 51 black
○ LSS PW9 51 white



CEILING PLATE
● LSS PNR 51 black
○ LSS PWR 51 white



CANOPY
● ROS KNN 51 black
○ ROS KWW 51 white





P2A DESIGN, ph. Andrea Fongo

NEMOLIGHTING.COM