

Outdoor Lighting



FLOS  
OUTDOOR

# FLOS

OUTDOOR



Rastislav Sabo - KELMAX

Košovská cesta 24  
971 01 Prievidza

e-mail: [kelmax@kelmax.sk](mailto:kelmax@kelmax.sk)

[www.kelmax.sk](http://www.kelmax.sk)

tel.: +421 944 919 288

**Landlord**

8

- Landlord Spot
- Landlord Soft
- Landlord Ground



**Bellhop**

22

- Bellhop Wall
- Bellhop Bollard
- Bellhop Pole



**Klein Pro**

32



Casting Concrete  
Casting C  
Casting T



**Walkstick**

Walkstick Pipe  
Walkstick  
Wallstick



**Belvedere**

Belvedere Clove  
Belvedere Spot  
Belvedere Wall







**IC F Outdoor / Captain Flint Outdoor**

72

IC F1 Outdoor  
IC F2 Outdoor  
Captain Flint Outdoor



**Lighting In The Rain**

78

Romeo C3  
KTribe F3  
Superarchimoon









# Landlord

Designed by Piero Lissoni



## Famiglia / Family

---

Landlord Spot



Landlord Soft

Landlord Ground



## Colori / Colours

---

### Landlord Spot / Soft



01 Bianco  
01 White



06 Grigio  
06 Grey



33 Antracite  
33 Anthracite



30 Nero  
30 Black



18 Deep Brown  
18 Deep Brown



71 Nero Anodizzato  
71 Anodized Black



12 Forest Green  
12 Forest Green

### Landlord Ground



05 Acciaio Inox  
05 Stainless Steel

**Landlord Spot**

Proiettore IP65 per uso esterno composto da un corpo in alluminio tornito e alimentato a 24V, disponibile con temperature di colore da 2700K, 3000K e 4000K. Sull'asse orizzontale, è possibile orientare il faretto fino a 30° verso il basso e fino a 90° verso l'alto. I faretti Landlord sono disponibili in due dimensioni, con testa ø40 e ø50, entrambe dotate di ghiera anteriore smontabile, per installare lenti flood oppure fino a due honeycomb per il massimo comfort visivo.

I faretti Landlord possono essere installati su picchetti per terreni rigidi, con la possibilità di un picchetto opzionale, su base in muratura, oppure sull'innovativa cintura per alberi, progettata per fissare l'apparecchio d'illuminazione direttamente ai rami delle piante.

**Landlord Soft**

Proiettore IP65 per uso esterno, progettato per offrire una luce diffusa.

È caratterizzato da una testa a forma di disco in alluminio, con un fascio orientabile fino a 20° e bloccabile nella posizione desiderata; da alimentare a 24V e disponibile con temperature di colore da 2700K, 3000K e 4000K.

È lo strumento perfetto per illuminare siepi, aiuole e aree di transito con un fascio di luce diffusa omogenea.

Landlord Soft può essere installato su picchetti per terreni rigidi, con la possibilità di un picchetto opzionale.

**Landlord Ground**

Apparecchi d'illuminazione IP67 da incasso a terra, alimentato a 24V. Corpo in alluminio anodizzato e poi resinato, anello esterno in acciaio inossidabile pallinato, che contiene tutta l'elettronica di controllo. Testa disponibile in due dimensioni, ø49 mm e ø64 mm, con emissione frontale o radente (uno, due o quattro fasci).

Le versioni a emissione frontale sono disponibili con ottica spot o media, o con honeycomb integrato non rimovibile, per un comfort visibile massimo.

Da installare mediante la propria scatola d'installazione.

Durante il montaggio e la manutenzione degli apparecchi bisogna prestare particolare attenzione a non danneggiare la verniciatura a polvere.

Un danno combinato all'azione dell'acqua potrebbe provocare la corrosione.

I prodotti chimici danneggiano la protezione anticorrosione.

Gli apparecchi a LED, possono evidenziare guasti riconducibili a sollecitazioni di natura elettrica che interessano i relativi isolamenti con innesco di scariche elettriche distruttive.

Queste sollecitazioni possono derivare da:

- sovratensioni provenienti dalla rete elettrica di alimentazione dell'impianto/apparecchi.
- sovratensioni di origine elettrostatica (ESD) provenienti dall'ambiente.

Consigliamo l'installazione di un dispositivo di protezione dalle sovratensioni sull'impianto elettrico che attenua l'intensità di alcuni di questi fenomeni proteggendo gli apparecchi da danni irreversibili. La scelta del dispositivo più idoneo va tarata in base alle caratteristiche dell'impianto.

**Landlord Spot**

IP65 projector for external use made of turned aluminium body and powered at 24V, and available in 2700K, 3000K and 4000K colour temperatures. With reference to the horizontal axis, the spot can be oriented up to 30° down and up to 90° up.

Landlord Spots are available in two sizes, ø40 and ø50 head, both equipped with desmontable front ferrule, in order to install flood lens or up to two honeycombs for maximum visual confort.

Landlord Spots can be installed on solid ground spikes, with the possibility of an optional picket, on wall base, or on the innovative tree belt, designed to fix the luminaries directly on tree branches.

**Landlord Soft**

IP65 projector for external use, designed to offer diffuse lighting.

It is characterized by an aluminium disk shape head, orientable up to 20° beam and lockable in position, to be powered at 24V, and available in 2700K, 3000K and 4000K colour temperature.

It is the perfect tool to light bushes, flowerbed and transit areas with an homogenous diffuse light beam.

Landlord Soft can be installed on solid ground spikes, with the possibility of an optional picket.

**Landlord Ground**

IP67 luminaries for ground recessed installation, powered 24V. Body in anodized, then resined aluminium, external ring in shot-peened stainless steel, encasing the entire control electronics. Head available in two sizes, ø49 mm, and ø64 mm, with frontal or grazing emission (one, two or four beams).

Frontal emission version are available with spot or medium optic, or with integrated non removable honeycomb, for maximum visual confort.

To be installed in its installation box.

During the installation and the maintenance of the fixtures it is important to be careful and avoid damages on the paint coating.

Damages on the coating exposed to outdoor conditions or water, could cause corrosion.

Chemical substances affect the anticorrosion covering protection.

For LED fixtures, there is evidence that most of the damages are connected to electrical effects related to the insulations, which cause destructive electrical discharges. These effects are frequently caused by:

- over voltage coming from the mains' network where fixture is connected.
- electrostatic discharge (ESD) coming from the environment.

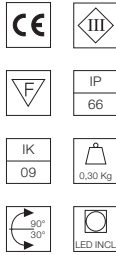
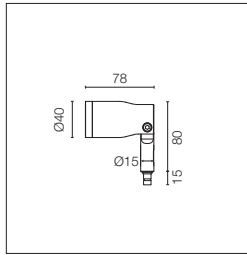
The use of a protective device against the overvoltage on the electrical installation is warmly suggest this helps to reduce the intensity of some of these phenomenon and prevent irreversible damages. The selection of the type of device to be used must be adjust on the electrical plant.



## Landlord Spot Ø40

**Power Led:** 2,3W - 188 lm ≠ \*FIXT 130 lm - 2700K/CRI 80 - 24V / 2,3W - 195 lm ≠ \*FIXT 135 lm - 3000K/CRI 80 - 24V / 2,3W - 202 lm ≠ \*FIXT 140 lm - 4000K/CRI 80 - 24V

\*FIXT lm = Spot Optic



Testa del faretto orientabile per l'installazione su paletti a terra o su base in muratura. I paletti e la base devono essere ordinati come accessori separati. Le teste sono dotate di una ghiera smontabile, per inserire lenti flood o fino a due honeycomb (da ordinare come accessori separati). Alimentazione elettrica remota 24V da ordinare separatamente. Ogni testa è dotata di un segmento di cavo in uscita da 2000 mm e kit di cablaggio.

Spot adjustable head for installation on ground poles or on wall base. Poles and base to be ordered as separated accessories. Heads are equipped with a dismountable ferrule, to insert flood lens or up to two honeycombs, (to be ordered as separate accessories). 24V remote power supply to be ordered separately. Each head comes with a 2000 mm length outgoing cable and a wiring kit.

### 2700K

PWM Dimmable

- F004D21A001
- F004D21A006
- F004D21A012
- F004D21A018
- F004D21A030
- F004D21A033
- F004F21A071

### 3000K

PWM Dimmable

- F004D31A001
- F004D31A006
- F004D31A012
- F004D31A018
- F004D31A030
- F004D31A033
- F004F31A071

### 4000K

PWM Dimmable

- F004D41A001
- F004D41A006
- F004D41A012
- F004D41A018
- F004D41A030
- F004D41A033
- F004F41A071

### 2700K

PWM Dimmable

- F004D22A001
- F004D22A006
- F004D22A012
- F004D22A018
- F004D22A030
- F004D22A033
- F004F22A071

### 3000K

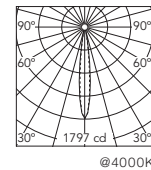
PWM Dimmable

- F004D32A001
- F004D32A006
- F004D32A012
- F004D32A018
- F004D32A030
- F004D32A033
- F004F32A071

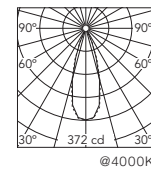
### 4000K

PWM Dimmable

- F004D42A001
- F004D42A006
- F004D42A012
- F004D42A018
- F004D42A030
- F004D42A033
- F004F42A071

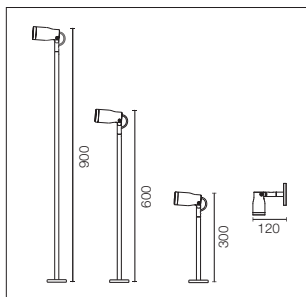


Beam Angle: 12°			
h(m)	E(lx)	D(m)	
1	1797	0.24	
2	449	0.48	
3	200	0.72	
4	112	0.97	
5	72	1.21	



Beam Angle: 34°			
h(m)	E(lx)	D(m)	
1	372	0.59	
2	93	1.18	
3	41	1.77	
4	23	2.36	
5	15	2.95	

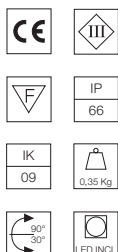
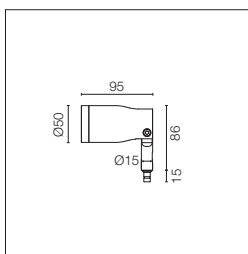
## Landlord Spot Ø40: Prodotto completo: testa + accessorio paletto / Complete product: head + pole accessory



## Landlord Spot Ø50

**Spot Optic Power Led:** 3,4W - 251 lm ≠ FIXT 135 lm - 2700K/CRI 80 - 24V / 3,4W - 260 lm ≠ FIXT 140 lm - 3000K/CRI 80 - 24V / 3,4W - 270 lm ≠ FIXT 145 lm - 4000K/CRI 80 - 24V

**Medium Optic Power Led:** 7,2W - 666 lm ≠ FIXT 442 lm - 2700K/CRI 80 - 24V / 7,2W - 689 lm ≠ FIXT 457 lm - 3000K/CRI 80 - 24V / 7,2W - 741 lm ≠ FIXT 492 lm - 4000K/CRI 80 - 24V



Testa del faretto orientabile per l'installazione su paletti a terra o su base in muratura.  
I paletti e la base devono essere ordinati come accessori separati. Le teste sono dotate di una ghiera smontabile, per inserire lenti flood o fino a due honeycomb (da ordinare come accessori separati). Alimentazione elettrica remota 24V da ordinare separatamente. Ogni testa è dotata di un segmento di cavo in uscita da 2000 mm e kit di cablaggio.

Spot adjustable head for installation on ground poles or on wall base. Poles and base to be ordered as separated accessories. Heads are equipped with a dismantlable ferrule, to insert flood lens or up to two honeycomb, (to be ordered as separate accessories). 24V remote power supply to be ordered separately. Each head comes with a 2000 mm length outgoing cable and a wiring kit.

### 2700K

PWM Dimmable

- F004E21A001
- F004E21A006
- F004E21A012
- F004E21A018
- F004E21A030
- F004E21A033
- F004G21A071

### 3000K

PWM Dimmable

- F004E31A001
- F004E31A006
- F004E31A012
- F004E31A018
- F004E31A030
- F004E31A033
- F004G31A071

### 4000K

PWM Dimmable

- F004E41A001
- F004E41A006
- F004E41A012
- F004E41A018
- F004E41A030
- F004E41A033
- F004G41A071

### 2700K

PWM Dimmable

- F004E22A001
- F004E22A006
- F004E22A012
- F004E22A018
- F004E22A030
- F004E22A033
- F004G22A071

### 3000K

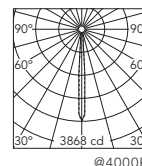
PWM Dimmable

- F004E32A001
- F004E32A006
- F004E32A012
- F004E32A018
- F004E32A030
- F004E32A033
- F004G32A071

### 4000K

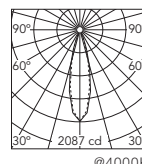
PWM Dimmable

- F004E42A001
- F004E42A006
- F004E42A012
- F004E42A018
- F004E42A030
- F004E42A033
- F004G42A071



Beam Angle: 7°

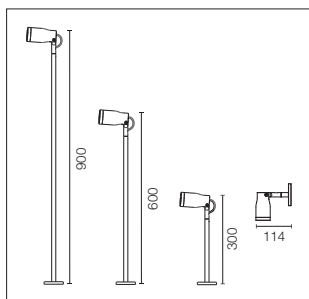
h(m)	E(ft)	D(m)
1	3868	0.14
2	967	0.28
3	430	0.41
4	242	0.55
5	155	0.69



Beam Angle: 24°

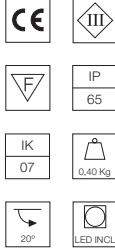
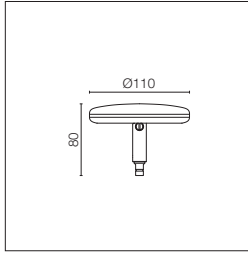
h(m)	E(ft)	D(m)
1	2087	0.47
2	522	0.94
3	232	1.41
4	130	1.88
5	83	2.35

## Landlord Spot Ø50: Prodotto completo: testa + accessorio paletto / Complete product: head + pole accessory



## Landlord Soft

**Top Led:** 5W - 379 lm ≠ FIXT 242 lm - 2700K/CRI 80 - 24V / 5W - 395 lm ≠ FIXT 252 lm - 3000K/CRI 80 - 24V / 5W - 421 lm ≠ FIXT 269 lm - 4000K/CRI 80 - 24V



Testa orientabile a 20° per l'installazione su paletti a terra. I paletti devono essere ordinati come accessori separati. Alimentazione elettrica 24V da ordinare separatamente. Ogni testa è dotata di un segmento di cavo in uscita da 2000 mm e kit di cablaggio.

20° adjustable head for installation on ground poles. Poles to be ordered as separated accessories. 24V remote power supply to be ordered separately. Each head comes with a 2000 mm length outgoing cable and a wiring kit.

### 2700K

PWM Dimmable

- F004C20A001
- F004C20A006
- F004C20A012
- F004C20A018
- F004C20A030
- F004C20A033
- F004H20A071

### 3000K

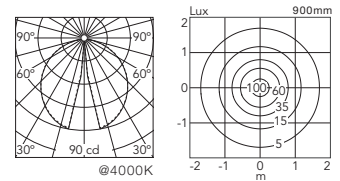
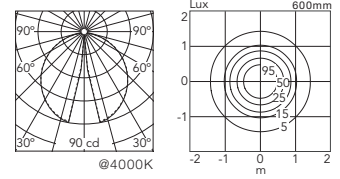
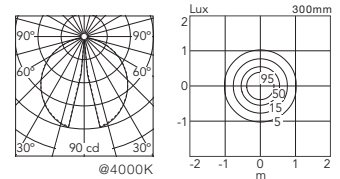
PWM Dimmable

- F004C30A001
- F004C30A006
- F004C30A012
- F004C30A018
- F004C30A030
- F004C30A033
- F004H30A071

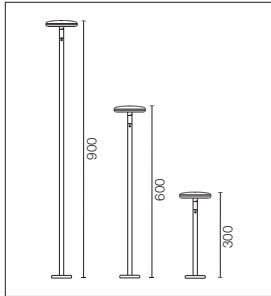
### 4000K

PWM Dimmable

- F004C40A001
- F004C40A006
- F004C40A012
- F004C40A018
- F004C40A030
- F004C40A033
- F004H40A071



## Landlord Soft: Prodotto completo: testa + accessorio paletto / Complete product: head + pole accessory



## Landlord: Accessori / Accessories

Paletto con base. Pronta per l'installazione su superficie solida. Per l'installazione a terra, completare con il picchetto da ordinare separatamente.

Pole with base. Ready for installation on solid surface. Ground installation needs earth stick use, to be ordered as separated item.

Landlord Spot / Soft  
H 300 mm

- F004Z010001
- F004Z010006
- F004Z010012
- F004Z010018
- F004Z010030
- F004Z010033
- F004Z0D0071

H 600 mm








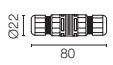
- F004Z020001
- F004Z020006
- F004Z020012
- F004Z020018
- F004Z020030
- F004Z020033
- F004Z0E0071

H 900 mm

- F004Z030001
- F004Z030006
- F004Z030012
- F004Z030018
- F004Z030030
- F004Z030033
- F004Z0F0071

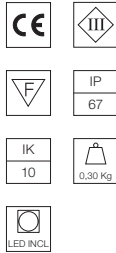
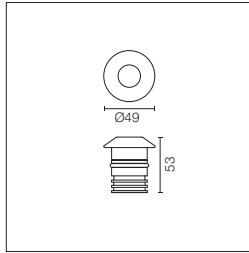


## Landlord: Accessori / Accessories

Base da parete.	Wall base.	Landlord Spot <ul style="list-style-type: none"> <li>○ F004Z040001</li> <li>● F004Z040006</li> <li>● F004Z040012</li> <li>● F004Z040018</li> <li>● F004Z040030</li> <li>● F004Z040033</li> <li>● F004Z0A0071</li> </ul>	
Picchetto. Da montare sui paletti con base.	Earth stick. To be mounted on poles with base.	Landlord Spot / Soft F004Z060000	
Honeycomb.	Honeycomb.	Landlord Spot Ø40 F004Z0B0000  Landlord Spot Ø50 F004Z0L0000	
Lente flood.	Flood lens.	Landlord Spot Ø40 F004Z0C0000  Landlord Spot Ø50 F004Z0H0000	
Cinghia per alberi. Accessorio per installazione spot direttamente sul ramo di un albero, da ø30 mm fino a ø100 mm.	Tree strap. Accessory for spot installation directly on three branch, from ø30mm up to ø100mm.	Landlord Spot F004Z070000	
Sistema di giunzione IP68 H2O Stop anti-condensa a 3/4 vie 4 poli. (Ø5,5÷12mm cavo).	3/4 way terminal block 4 poles IP68 H2O Stop. (ø5,5÷12mm cable).	F990C010000	
Sistema di giunzione IP68 H2O Stop anti-condensa a 2 vie 4 poli. (Ø5,5÷12mm cavo).	2 way terminal block 4 poles IP68 H2O Stop. (ø5,5÷12mm cable).	F990C00A000	 

## Landlord Ground Ø49

**Power Led:** 2,3W - 188 lm ≠ \*FIXT 121 lm - 2700K/CRI 80 - 24V / 2,3W - 195 lm ≠ \*FIXT 125 lm - 3000K/CRI 80 - 24V / 2,3W - 202 lm ≠ \*FIXT 130 lm - 4000K/CRI 80 - 24V  
\*FIXT lm = Spot Optic



Alimentazione elettrica remota 24V da ordinare separatamente. Necessaria cassaforma per installazione, da ordinare separatamente.

24V remote power supply to be ordered separately. Necessary box for installation, to be ordered separately.

### 2700K

Non Dimmable

- ❶ F004A21A005  
PWM Dimmable
- ❷ F004A21H005  
Non Dimmable with honeycomb
- ❸ F004A26A00501

### 3000K

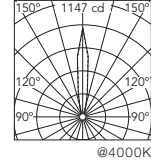
Non Dimmable

- ❶ F004A31A005  
PWM Dimmable
- ❷ F004A31H005  
Non Dimmable with honeycomb
- ❸ F004A36A00501

### 4000K

Non Dimmable

- ❶ F004A41A005  
PWM Dimmable
- ❷ F004A41H005  
Non Dimmable with honeycomb
- ❸ F004A46A00501



Beam Angle: 14°	h(m)	E(lx)	D(m)
1	1147	0.26	
2	287	0.51	
3	127	0.77	
4	72	1.02	
5	46	1.28	

### 2700K

Non Dimmable

- ❶ F004A22A005  
PWM Dimmable
- ❷ F004A22H005  
Non Dimmable with honeycomb
- ❸ F004A27A00502

### 3000K

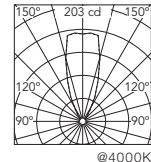
Non Dimmable

- ❶ F004A32A005  
PWM Dimmable
- ❷ F004A32H005  
Non Dimmable with honeycomb
- ❸ F004A37A00502

### 4000K

Non Dimmable

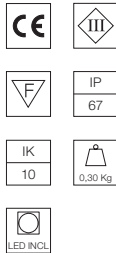
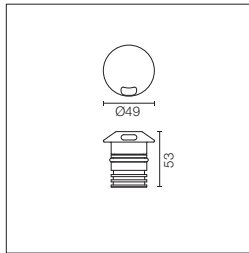
- ❶ F004A42A005  
PWM Dimmable
- ❷ F004A42H005  
Non Dimmable with honeycomb
- ❸ F004A47A00502



Beam Angle: 40°	h(m)	E(lx)	D(m)
1	203	0.72	
2	51	1.44	
3	23	2.16	
4	13	2.88	
5	8	3.61	

## Landlord Ground Ø49 1 Beam

**Power Led:** 2,3W - 188 lm ≠ FIXT 8 lm - 2700K/CRI 80 - 24V / 2,3W - 195 lm ≠ FIXT 9 lm - 3000K/CRI 80 - 24V / 2,3W - 202 lm ≠ FIXT 9 lm - 4000K/CRI 80 - 24V



Alimentazione elettrica remota 24V da ordinare separatamente. Necessaria cassaforma per installazione, da ordinare separatamente.

24V remote power supply to be ordered separately. Necessary box for installation, to be ordered separately.

### 2700K

Non Dimmable

- ❶ F004A23A005  
PWM Dimmable
- ❷ F004A23H005

### 3000K

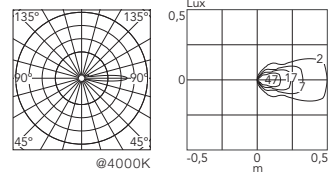
Non Dimmable

- ❶ F004A33A005  
PWM Dimmable
- ❷ F004A33H005

### 4000K

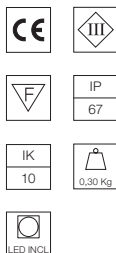
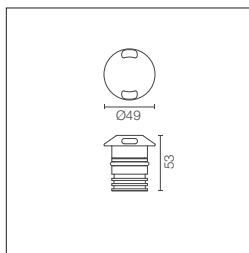
Non Dimmable

- ❶ F004A43A005  
PWM Dimmable
- ❷ F004A43H005



## Landlord Ground Ø49 2 Beams

**Power Led:** 2,3W - 188 lm ≠ FIXT 16 lm - 2700K/CRI 80 - 24V / 2,3W - 195 lm ≠ FIXT 17 lm - 3000K/CRI 80 - 24V / 2,3W - 202 lm ≠ FIXT 18 lm - 4000K/CRI 80 - 24V



Alimentazione elettrica remota 24V da ordinare separatamente. Necessaria cassaforma per installazione, da ordinare separatamente.

24V remote power supply to be ordered separately. Necessary box for installation, to be ordered separately.

### 2700K

Non Dimmable

- ❶ F004A24A005  
PWM Dimmable
- ❷ F004A24H005

### 3000K

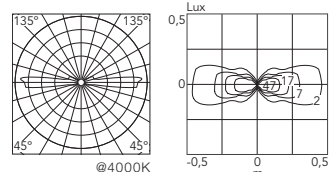
Non Dimmable

- ❶ F004A34A005  
PWM Dimmable
- ❷ F004A34H005

### 4000K

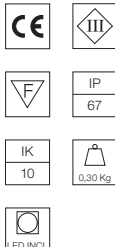
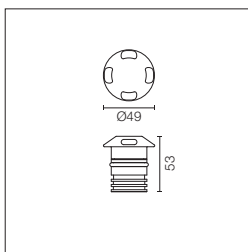
Non Dimmable

- ❶ F004A44A005  
PWM Dimmable
- ❷ F004A44H005



## Landlord Ground Ø49 4 Beams

**Power Led:** 2,3W - 188 lm ≠ FIXT 32 lm - 2700K/CRI 80 - 24V / 2,3W - 195 lm ≠ FIXT 34 lm - 3000K/CRI 80 - 24V / 2,3W - 202 lm ≠ FIXT 36 lm - 4000K/CRI 80 - 24V



Alimentazione elettrica remota 24V da ordinare separatamente. Necessaria cassaforma per installazione, da ordinare separatamente.

24V remote power supply to be ordered separately. Necessary box for installation, to be ordered separately.

### 2700K

Non Dimmable

- F004A25A005 PWM Dimmable
- F004A25H005

### 3000K

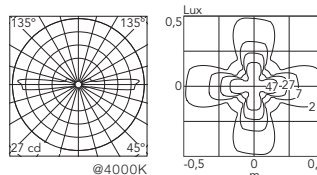
Non Dimmable

- F004A35A005 PWM Dimmable
- F004A35H005

### 4000K

Non Dimmable

- F004A45A005 PWM Dimmable
- F004A45H005



## Landlord Ground Ø49: Accessori / Accessories

Cassaforma.

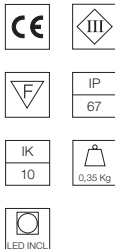
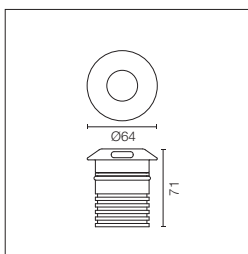
Box for installation.

F004Z0J0000



## Landlord Ground Ø64

**Power Led:** 3,4W - 251 lm ≠ \*FIXT 183 lm - 2700K/CRI 80 - 24V / 3,4W - 260 lm ≠ \*FIXT 189 lm - 3000K/CRI 80 - 24V / 3,4W - 270 lm ≠ \*FIXT 196 lm - 4000K/CRI 80 - 24V  
\*FIXT lm = Spot Optic



Alimentazione elettrica remota 24V da ordinare separatamente. Necessaria cassaforma per installazione, da ordinare separatamente.

24V remote power supply to be ordered separately. Necessary box for installation, to be ordered separately.

### 2700K

Non Dimmable

- F004B21A005 PWM Dimmable
- F004B21H005 Non Dimmable with honeycomb
- F004B26A00501

### 3000K

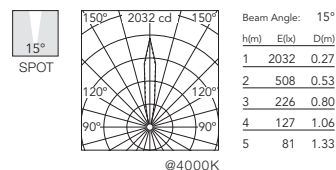
Non Dimmable

- F004B31A005 PWM Dimmable
- F004B31H005 Non Dimmable with honeycomb
- F004B36A00501

### 4000K

Non Dimmable

- F004B41A005 PWM Dimmable
- F004B41H005 Non Dimmable with honeycomb
- F004B46A00501



### 2700K

Non Dimmable

- F004B22A005 PWM Dimmable
- F004B22H005 Non Dimmable with honeycomb
- F004B27A00502

### 3000K

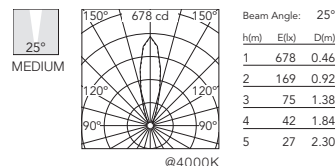
Non Dimmable

- F004B32A005 PWM Dimmable
- F004B32H005 Non Dimmable with honeycomb
- F004B37A00502

### 4000K

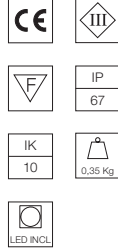
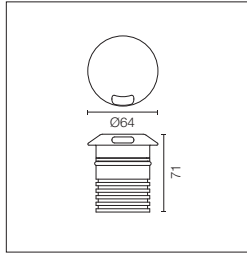
Non Dimmable

- F004B42A005 PWM Dimmable
- F004B42H005 Non Dimmable with honeycomb
- F004B47A00502



## Landlord Ground Ø64 1 Beam

**Power Led:** 3,4W - 251 lm ≠ FIXT 11 lm - 2700K/CRI 80 - 24V / 3,4W - 260 lm ≠ FIXT 12 lm - 3000K/CRI 80 - 24V / 3,4W - 270 lm ≠ FIXT 12 lm - 4000K/CRI 80 - 24V



Alimentazione elettrica remota 24V da ordinare separatamente. Necessaria cassaforma per installazione, da ordinare separatamente.

24V remote power supply to be ordered separately. Necessary box for installation, to be ordered separately.

### 2700K

Non Dimmable

- F004B23A005
- F004B23H005

### 3000K

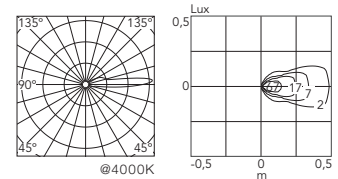
Non Dimmable

- F004B33A005
- F004B33H005

### 4000K

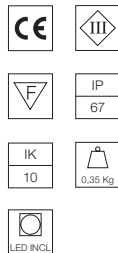
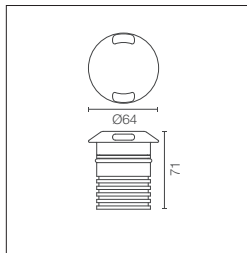
Non Dimmable

- F004B43A005
- F004B43H005



## Landlord Ground Ø64 2 Beams

**Power Led:** 3,4W - 251 lm ≠ FIXT 22 lm - 2700K/CRI 80 - 24V / 3,4W - 260 lm ≠ FIXT 23 lm - 3000K/CRI 80 - 24V / 3,4W - 270 lm ≠ FIXT 24 lm - 4000K/CRI 80 - 24V



Alimentazione elettrica remota 24V da ordinare separatamente. Necessaria cassaforma per installazione, da ordinare separatamente.

24V remote power supply to be ordered separately. Necessary box for installation, to be ordered separately.

### 2700K

Non Dimmable

- F004B24A005
- F004B24H005

### 3000K

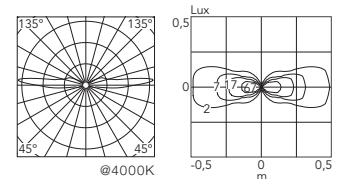
Non Dimmable

- F004B34A005
- F004B34H005

### 4000K

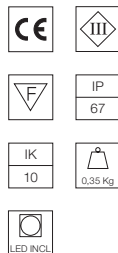
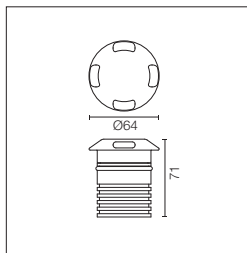
Non Dimmable

- F004B44A005
- F004B44H005



## Landlord Ground Ø64 4 Beams

**Power Led:** 3,4W - 251 lm ≠ FIXT 44 lm - 2700K/CRI 80 - 24V / 3,4W - 260 lm ≠ FIXT 46 lm - 3000K/CRI 80 - 24V / 3,4W - 270 lm ≠ FIXT 48 lm - 4000K/CRI 80 - 24V



Alimentazione elettrica remota 24V da ordinare separatamente. Necessaria cassaforma per installazione, da ordinare separatamente.

24V remote power supply to be ordered separately. Necessary box for installation, to be ordered separately.

### 2700K

Non Dimmable

- F004B25A005
- F004B25H005

### 3000K

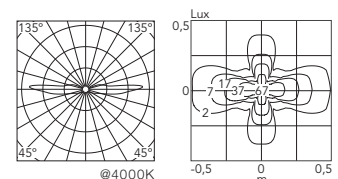
Non Dimmable

- F004B35A005
- F004B35H005

### 4000K

Non Dimmable

- F004B45A005
- F004B45H005

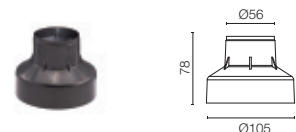


## Landlord Ground Ø64: Accessori / Accessories

Cassaforma.

Box for installation.

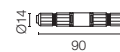
F004Z0K0000



## Landlord: Accessori / Accessories

Sistema di giunzione IP68 a 2 vie 2 poli. (Ø4÷6,9mm cavo).  
2 way terminal block 2 poles IP68. (Ø4÷6,9mm cable).

F990C050000



Non può essere alloggiato nella scatola per incasso.

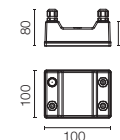
It can't be placed in the recessed box for installation.

## Landlord (all versions): Power Supply Dimmable

Alimentatore 120/270Vac / 24Vdc. 1-10V PWM control. IP67.

Power supply 120/270Vac / 24Vdc. 1-10V PWM control. IP67.

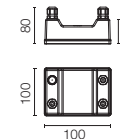
35W  
F990B02A000  
70W  
F990B04A000



Alimentatore 120/270Vac / 24Vdc. DALI PWM control. IP67.

Power supply 120/270Vac / 24Vdc. DALI PWM control. IP67.

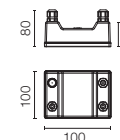
35W  
F990B03A000  
70W  
F990B05A000



Interfaccia di controllo 1-10V PWM 24Vdc 120W. IP67. Fonte di alimentazione non inclusa.

1-10V PWM control interface 24Vdc 120W. IP67. Power supply not included.

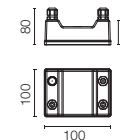
F990B00A000



Interfaccia di controllo DALI PWM 24Vdc 120W. IP67. Fonte di alimentazione non inclusa.

DALI PWM control interface 24Vdc 120W. IP67. Power supply not included.

F990B01A000

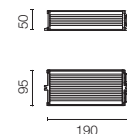


## Only for Landlord Soft: Power Supply Dimmable

Alimentatore per installazione remota 24Vdc 20W / 110-240Vdc (15W@110V) IP67 Classe II selv.

Power supply for remote installation 24Vdc 20W / 110-240Vdc (15W@110V) IP67 Class II selv.

RF26387  
Dimmable DALI



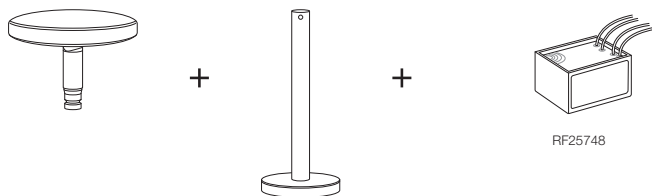


## Landlord: Power Supply Non Dimmable

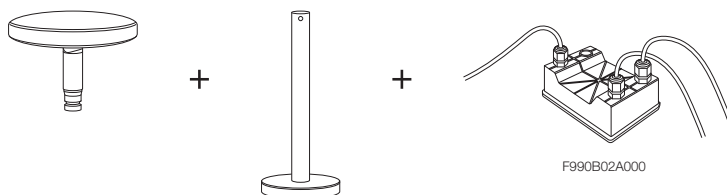
Alimentatore 24V 8W / 110-240V IP20 Classe II selv.	Power supply 24V 8W / 110-240V IP20 Class II selv.	RF25754		
Alimentatore 24V 8W / 110-240V IP65 Classe II selv.	Power supply 24V 8W / 110-240V IP65 Class II selv.	RF25748		
Alimentatore 24V 10W / 110-240V IP20 Classe II selv.	Power supply 24V 10W / 110-240V IP20 Class II selv.	RF25747		
Alimentatore 24V 10W / 110-240V IP67 Classe II selv.	Power supply 24V 10W / 110-240V IP67 Class II selv.	RF25757		
Alimentatore 24Vdc 50W / 120-240V IP67 Classe II selv.	Power supply 24Vdc 50W / 120-240V IP67 Class II selv.	RF25755		
Alimentatore 24Vdc 70W / 220-240V IP67 Classe II selv.	Power supply 24Vdc 70W / 220-240V IP67 Class II selv.	RF25749		

## Esempi di Configurazione / Examples of Configuration

ON-OFF (non dimmerabile) = codice prodotto (F004C30A001 + F004Z010001) + alimentatore 8W / 110-240Vac / 24Vdc ON-OFF IP65 (RF25748)  
 ON-OFF (non dimmable) = luminaire code (F004C30A001 + F004Z010001) + power supply 8W / 110-240Vac / 24Vdc ON-OFF IP65 (RF25748)

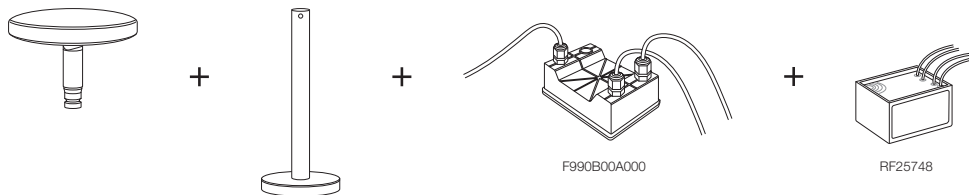


Dimmerabile 1-10V = codice prodotto (F004C30A001 + F004Z010001) + alimentatore 35W / 120-270Vac / 24Vdc 1-10V PWM control IP67 (F990B02A000)  
 Dimmable 1-10V = luminaire code (F004C30A001 + F004Z010001) + power supply 35W / 120-270Vac / 24Vdc 1-10V PWM control IP67 (F990B02A000)

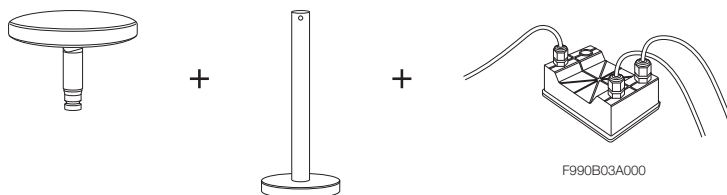


Dimmerabile 1-10V: interfaccia PWM + alimentatore = codice prodotto (F004C30A001 + F004Z010001) + interfaccia di controllo 1-10V PWM 24Vdc 120W IP67 (F990B00A000) + alimentatore 8W / 110-240Vac / 24Vdc ON-OFF IP65 (RF25748) o altro alimentatore remoto 24Vdc

Dimmable 1-10V : PWM control interface + power supply = luminaire code (F004C30A001 + F004Z010001) + PWM control interface 1-10V PWM 24Vdc 120W IP67 (F990B00A000) + power supply 8W / 110-240Vac / 24Vdc ON-OFF IP65 (RF25748) or other remote power supply

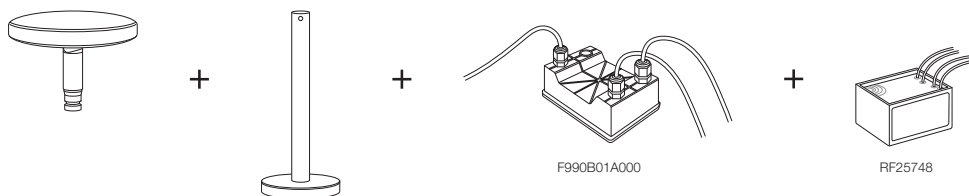


Dimmerabile DALI = codice prodotto (F004C30A001 + F004Z010001) + alimentatore 35W / 120-270Vac / 24Vdc DALI PWM control IP67 (F990B03A000)  
 Dimmable DALI = luminaire code (F004C30A001 + F004Z010001) + power supply 35W / 120-270Vac / 24Vdc DALI PWM control IP67 (F990B03A000)



Dimmerabile DALI: interfaccia PWM + alimentatore = codice prodotto (F004C30A001 + F004Z010001) + interfaccia di controllo DALI PWM 24Vdc 120W IP67 (F990B01A000) + alimentatore 8W / 110-240Vac / 24Vdc ON-OFF IP65 (RF25748) o altro alimentatore remoto 24Vdc

Dimmable DALI: PWM control interface + power supply = luminaire code (F004C30A001 + F004Z010001) + PWM control interface DALI PWM 24Vdc 120W IP67 (F990B01A000) + power supply 8W / 110-240Vac / 24Vdc ON-OFF IP65 (RF25748) or other remote power supply



Designed by Edward Barber & Jay Osgerby

**Bellhop**



## Famiglia / Family

Bellhop Wall



Bellhop Bollard



Bellhop Pole



## Colori / Colours

### Bellhop



01 Bianco\*  
01 White\*



06 Grigio  
06 Grey



33 Antracite  
33 Anthracite



30 Nero\*  
30 Black\*



18 Deep Brown  
18 Deep Brown



05 Acciaio Inox\*  
05 Stainless Steel\*



12 Forest Green\*  
12 Forest Green\*

\* Solo per versioni bollard e wall. / Only for bollard and wall versions.

### **Bellhop Wall**

Apparecchi di illuminazione da parete della collezione per esterni Bellhop con illuminazione diffusa; è realizzata in alluminio estruso e pressofuso oppure in acciaio inossidabile.

### **Bellhop Bollard**

Versione Bollard della collezione per esterni di Bellhop per un'illuminazione diffusa. Realizzata in alluminio estruso e pressofuso o acciaio inossidabile, Bellhop è disponibile in due altezze diverse per il modello bollard e con un flusso ed emissione luminose diverse in modo da soddisfare qualsiasi esigenza di illuminazione esterna o prospettiva d'illuminazione necessaria.

### **Bellhop Pole**

Versione su palo della collezione per esterni di Bellhop a luce diffusa.

Testa in alluminio montata su un palo estruso lungo 3 m o 4 m, disponibile per installazione su superficie rigida o a terra.

Durante il montaggio e la manutenzione degli apparecchi bisogna prestare particolare attenzione a non danneggiare la verniciatura a polvere.

Un danno combinato all'azione dell'acqua potrebbe provocarne la corrosione.

I prodotti chimici danneggiano la protezione anticorrosione.

Gli apparecchi a LED, possono evidenziare guasti riconducibili a sollecitazioni di natura elettrica che interessano i relativi isolamenti con innesco di scariche elettriche distruttive.

Queste sollecitazioni possono derivare da:

- sovratensioni provenienti dalla rete elettrica di alimentazione dell'impianto/apparecchi.
- sovratensioni di origine elettrostatica (ESD) provenienti dall'ambiente.

Consigliamo l'installazione di un dispositivo di protezione dalle sovratensioni sull'impianto elettrico che attenua l'intensità di alcuni di questi fenomeni proteggendo gli apparecchi da danni irreversibili. La scelta del dispositivo più idoneo va tarata in base alle caratteristiche dell'impianto.

### **Bellhop Wall**

Wall light version of the Bellhop Outdoor Collection for diffuse light, made of extruded and die-cast aluminium or stainless steel.

### **Bellhop Bollard**

Bollard version of the Bellhop Outdoor Collection for diffuse light. Made of extruded and die-cast aluminium or stainless steel, Bellhop is available in two heights for the bollard model and with different lumens and luminaire outputs as to comply with any outdoor setting and lighting scenario need.

### **Bellhop Pole**

Pole version of the Bellhop Outdoor Collection for diffuse light.

Aluminum head mounted on a 3m or 4m long extruded pole, available for installation on rigid surface or in ground.

During the installation and the maintenance of the fixtures it is important to be careful and avoid damages on the paint coating.

Damages on the coating exposed to outdoor conditions or water, could cause corrosion.

Chemical substances affect the anticorrosion covering protection.

For LED fixtures, there is evidence that most of the damages are connected to electrical effects related to the insulations, which cause destructive electrical discharges

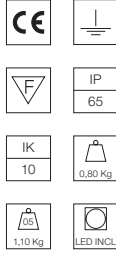
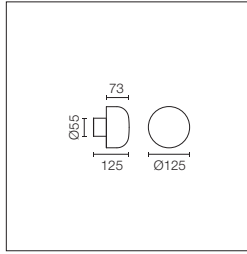
These effects are frequently caused by:

- over voltage coming from the mains' network where fixture is connected.
- electrostatic discharge (ESD) coming from the environment.

The use of a protective device against the over-voltage on the electrical installation is warmly suggest this helps to reduce the intensity of some of these phenomenon and prevent irreversible damages. The selection of the type of device to be used must be adjust on the electrical plant.

## Bellhop Wall

**Power Led:** 8W - 783 lm ≠ FIXT 551 lm - 2700K/CRI 80 - 100-240V / 8W - 816 lm ≠ FIXT 580 lm - 3000K/CRI 80 - 100-240V / 8W - 873 lm ≠ FIXT 607 lm - 4000K/CRI 80 - 100-240V



Alimentazione elettrica 100-240V integrata. Attacco a parete.  
Ogni apparecchio d'illuminazione è dotato di 200 mm di cavo per connessione all'interno del corpo dell'apparecchio.

La connessione è consigliata con un sistema di giunzione IP68 H<sub>2</sub>O Stop anti-condensa a 2 vie 4 poli, da ordinare separatamente.

100-240V power supply integrated. Direct wall installation.  
Each luminaire is equipped with 200 mm length cable for connection inside the luminaire body.  
Recommended connection with a 2 way terminal block 4 poles IP68 H<sub>2</sub>O Stop, to be ordered separately.

### 2700K

Non Dimmable

- F003C21A001
- F003C21A006
- F003C21A012
- F003C21A018
- F003C21A030
- F003C21A033
- F003C21A035
- F003C21A005
- 1-10V
- F003C21B001
- F003C21B006
- F003C21B012
- F003C21B018
- F003C21B030
- F003C21B033
- F003C21B005
- Dali
- F003C21D001
- F003C21D006
- F003C21D012
- F003C21D018
- F003C21D030
- F003C21D033
- F003C21D005

### 3000K

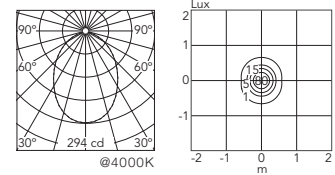
Non Dimmable

- F003C31A001
- F003C31A006
- F003C31A012
- F003C31A018
- F003C31A030
- F003C31A033
- F003C31A005
- 1-10V
- F003C31B001
- F003C31B006
- F003C31B012
- F003C31B018
- F003C31B030
- F003C31B033
- F003C31B005
- Dali
- F003C31D001
- F003C31D006
- F003C31D012
- F003C31D018
- F003C31D030
- F003C31D033
- F003C31D005

### 4000K

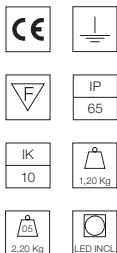
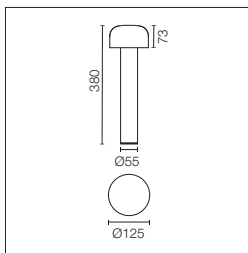
Non Dimmable

- F003C41A001
- F003C41A006
- F003C41A012
- F003C41A018
- F003C41A030
- F003C41A033
- F003C41A005
- 1-10V
- F003C41B001
- F003C41B006
- F003C41B012
- F003C41B018
- F003C41B030
- F003C41B033
- F003C41B005
- Dali
- F003C41D001
- F003C41D006
- F003C41D012
- F003C41D018
- F003C41D030
- F003C41D033
- F003C41D005



# Bellhop Bollard H 380 mm

**Power Led:** 8W - 783 lm ≠ FIXT 551 lm - 2700K/CRI 80 - 100-240V / 8W - 816 lm ≠ FIXT 580 lm - 3000K/CRI 80 - 100-240V / 8W - 873 lm ≠ FIXT 607 lm - 4000K/CRI 80 - 100-240V



Alimentazione elettrica 100-240V inclusa. Pronta per l'installazione su superficie solida. Ogni apparecchio d'illuminazione è dotato di 200 mm di cavo per connessione all'interno del corpo dell'apparecchio. La connessione è consigliata con un sistema di giunzione IP68 H<sub>2</sub>O Stop anti-condensa a 2 vie 4 poli, da ordinare separatamente.

100-240V power supply included. Ready for installation on solid surface. Each luminaire is equipped with 200 mm cable for connection inside the luminaire body. Recommended connection with a 2 way terminal block 4 poles IP68 H<sub>2</sub>O Stop, to be ordered separately.

## 2700K

Non Dimmable

- F003A21A001
- F003A21A006
- F003A21A012
- F003A21A018
- F003A21A030
- F003A21A033
- F003A21A005
- 1-10V
- F003A21B001
- F003A21B006
- F003A21B012
- F003A21B018
- F003A21B030
- F003A21B033
- F003A21B005
- Dali
- F003A21D001
- F003A21D006
- F003A21D012
- F003A21D018
- F003A21D030
- F003A21D033
- F003A21D005

## 3000K

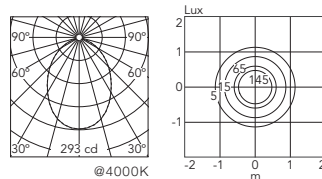
Non Dimmable

- F003A31A001
- F003A31A006
- F003A31A012
- F003A31A018
- F003A31A030
- F003A31A033
- F003A31A005
- 1-10V
- F003A31B001
- F003A31B006
- F003A31B012
- F003A31B018
- F003A31B030
- F003A31B033
- F003A31B005
- Dali
- F003A31D001
- F003A31D006
- F003A31D012
- F003A31D018
- F003A31D030
- F003A31D033
- F003A31D005

## 4000K

Non Dimmable

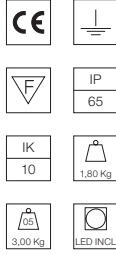
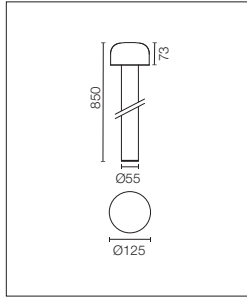
- F003A41A001
- F003A41A006
- F003A41A012
- F003A41A018
- F003A41A030
- F003A41A033
- F003A41A005
- 1-10V
- F003A41B001
- F003A41B006
- F003A41B012
- F003A41B018
- F003A41B030
- F003A41B033
- F003A41B005
- Dali
- F003A41D001
- F003A41D006
- F003A41D012
- F003A41D018
- F003A41D030
- F003A41D033
- F003A41D005





## Bellhop Bollard H 850 mm

**Power Led:** 8W - 783 lm ≠ FIXT 551 lm - 2700K/CRI 80 - 100-240V / 8W - 816 lm ≠ FIXT 580 lm - 3000K/CRI 80 - 100-240V / 8W - 873 lm ≠ FIXT 607 lm - 4000K/CRI 80 - 100-240V



Alimentazione elettrica 100-240V inclusa. Pronta per l'installazione su superficie solida.  
Ogni apparecchio d'illuminazione è dotato di 200 mm di cavo per connessione all'interno del corpo dell'apparecchio.  
La connessione è consigliata con un sistema di giunzione IP68 H<sub>2</sub>O Stop anti-condensa a 2 vie 4 poli, da ordinare separatamente.

100-240V power supply included. Ready for installation on solid surface.  
Each luminaire is equipped with 200 mm cable for connection inside the luminaire body.  
Recommended connection with a 2 way terminal block 4 poles IP68 H<sub>2</sub>O Stop, to be ordered separately.

### 2700K

Non Dimmable

- F003B21A001
- F003B21A006
- F003B21A012
- F003B21A018
- F003B21A030
- F003B21A033
- F003B21A005
- 1-10V
- F003B21B001
- F003B21B006
- F003B21B012
- F003B21B018
- F003B21B030
- F003B21B033
- F003B21B005
- Dali
- F003B21D001
- F003B21D006
- F003B21D012
- F003B21D018
- F003B21D030
- F003B21D033
- F003B21D005

### 3000K

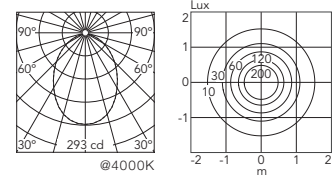
Non Dimmable

- F003B31A001
- F003B31A006
- F003B31A012
- F003B31A018
- F003B31A030
- F003B31A033
- F003B31A005
- 1-10V
- F003B31B001
- F003B31B006
- F003B31B012
- F003B31B018
- F003B31B030
- F003B31B033
- F003B31B005
- Dali
- F003B31D001
- F003B31D006
- F003B31D012
- F003B31D018
- F003B31D030
- F003B31D033
- F003B31D005

### 4000K

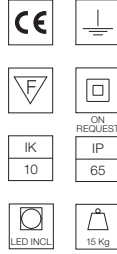
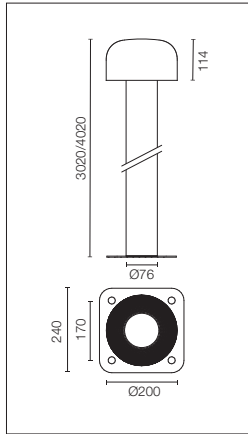

Non Dimmable

- F003B41A001
- F003B41A006
- F003B41A012
- F003B41A018
- F003B41A030
- F003B41A033
- F003B41A005
- 1-10V
- F003B41B001
- F003B41B006
- F003B41B012
- F003B41B018
- F003B41B030
- F003B41B033
- F003B41B005
- Dali
- F003B41D001
- F003B41D006
- F003B41D012
- F003B41D018
- F003B41D030
- F003B41D033
- F003B41D005



# Bellhop Pole with base

**Power Led:** 30W - 3090 lm ≠ FIXT 2490 lm - 2700K/CRI 80 - 220-240V / 30W - 3220 lm ≠ FIXT 2590 lm - 3000K/CRI 80 - 220-240V / 30W - 3430 lm ≠ FIXT 2760 lm - 4000K/CRI 80 - 220-240V



Alimentazione elettrica 220/240 inclusa. Pronta per l'installazione su superficie solida.  
 Piastra base disponibile come accessorio.  
 Ogni apparecchio d'illuminazione è dotato di 200 mm di cavo per connessione all'interno del corpo dell'apparecchio.  
 La connessione è consigliata con un sistema di giunzione IP68 H<sub>2</sub>O Stop anti-condensa a 2 vie 4 poli, da ordinare separatamente.  
 Versione dimmerabile e 110V disponibili su richiesta.

220-240V power supply included. Ready for installation on solid surface. Base plate available as accessory. Each luminaire is equipped with 200 mm cable for connection inside the luminaire body. Recommended connection with a 2 way terminal block 4 poles IP68 H<sub>2</sub>O Stop, to be ordered separately. 110V and dimmable versions available on request.

### 2700K

H 3020 mm

Non Dimmable

- F003H21A006
- F003H21A033
- F003H21A018
- 1-10V
- F003H21B006
- F003H21B033
- F003H21B018
- Dali
- F003H21D006
- F003H21D033
- F003H21D018

### 3000K

H 3020 mm

Non Dimmable

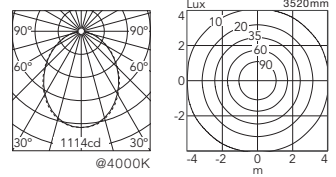
- F003H31A006
- F003H31A033
- F003H31A018
- 1-10V
- F003H31B006
- F003H31B033
- F003H31B018
- Dali
- F003H31D006
- F003H31D033
- F003H31D018

### 4000K

H 3020 mm

Non Dimmable

- F003H41A006
- F003H41A033
- F003H41A018
- 1-10V
- F003H41B006
- F003H41B033
- F003H41B018
- Dali
- F003H41D006
- F003H41D033
- F003H41D018



### 2700K

H 4020 mm

Non Dimmable

- F003L21A006
- F003L21A033
- F003L21A018
- 1-10V
- F003L21B006
- F003L21B033
- F003L21B018
- Dali
- F003L21D006
- F003L21D033
- F003L21D018

### 3000K

H 4020 mm

Non Dimmable

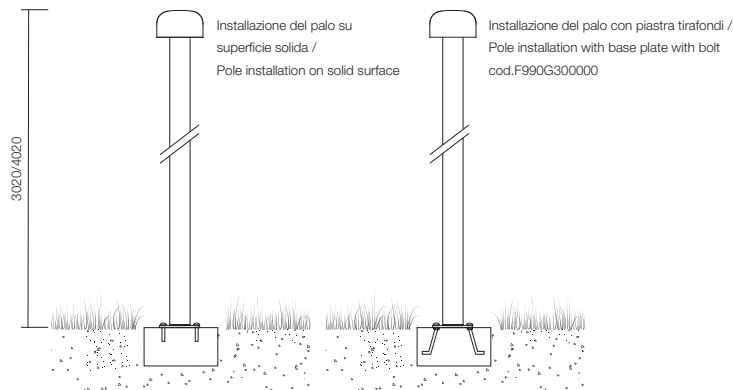
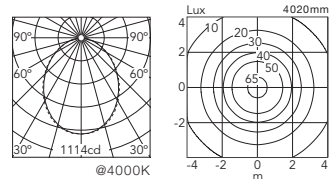
- F003L31A006
- F003L31A033
- F003L31A018
- 1-10V
- F003L31B006
- F003L31B033
- F003L31B018
- Dali
- F003L31D006
- F003L31D033
- F003L31D018

### 4000K

H 4020 mm

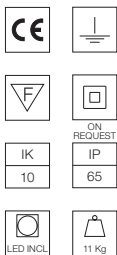
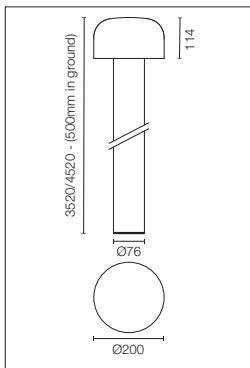
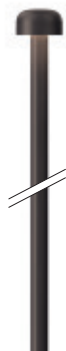
Non Dimmable

- F003L41A006
- F003L41A033
- F003L41A018
- 1-10V
- F003L41B006
- F003L41B033
- F003L41B018
- Dali
- F003L41D006
- F003L41D033
- F003L41D018



# Bellhop Pole in ground

**Power Led:** 30W - 3090 lm ≠ FIXT 2490 lm - 2700K/CRI 80 - 220-240V / 30W - 3220 lm ≠ FIXT 2590 lm - 3000K/CRI 80 - 220-240V / 30W - 3430 lm ≠ FIXT 2760 lm - 4000K/CRI 80 - 220-240V



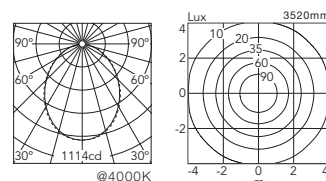
Alimentazione elettrica 220-240V inclusa.  
 Pronto per l'installazione a terra.  
 Ogni apparecchio d'illuminazione è dotato di 200 mm di cavo per connessione all'interno del corpo dell'apparecchio.  
 La connessione è consigliata con un sistema di giunzione IP68 H<sub>2</sub>O Stop anti-condensa a 2 vie 4 poli, da ordinare separatamente.  
 Versione dimmerabile e 110V disponibili su richiesta.

220-240V power supply included.  
 Ready for in ground installation.  
 Each luminaire is equipped with 200 mm cable for connection inside the luminaire body.  
 Recommended connection with a 2 way terminal block 4 poles IP68 H<sub>2</sub>O Stop, to be ordered separately.  
 110V and dimmable versions available on request.

- 2700K**  
 H 3520 mm  
 Non Dimmable
- F003G21A006
  - F003G21A033
  - F003G21A018
  - 1-10V
  - F003G21B006
  - F003G21B033
  - F003G21B018
  - Dali
  - F003G21D006
  - F003G21D033
  - F003G21D018

- 3000K**  
 H 3520 mm  
 Non Dimmable
- F003G31A006
  - F003G31A033
  - F003G31A018
  - 1-10V
  - F003G31B006
  - F003G31B033
  - F003G31B018
  - Dali
  - F003G31D006
  - F003G31D033
  - F003G31D018

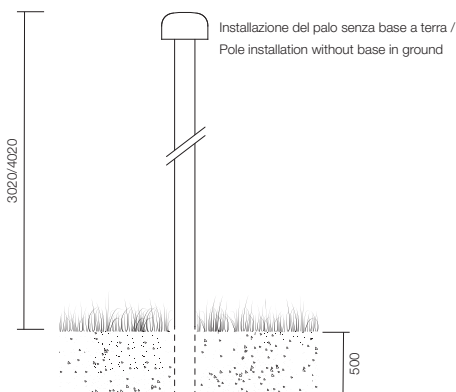
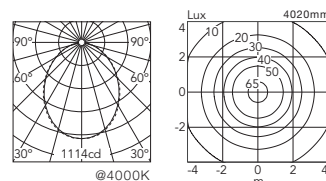
- 4000K**  
 H 3520 mm  
 Non Dimmable
- F003G41A006
  - F003G41A033
  - F003G41A018
  - 1-10V
  - F003G41B006
  - F003G41B033
  - F003G41B018
  - Dali
  - F003G41D006
  - F003G41D033
  - F003G41D018



- 2700K**  
 H 4520 mm  
 Non Dimmable
- F003K21A006
  - F003K21A033
  - F003K21A018
  - 1-10V
  - F003K21B006
  - F003K21B033
  - F003K21B018
  - Dali
  - F003K21D006
  - F003K21D033
  - F003K21D018

- 3000K**  
 H 4520 mm  
 Non Dimmable
- F003K31A006
  - F003K31A033
  - F003K31A018
  - 1-10V
  - F003K31B006
  - F003K31B033
  - F003K31B018
  - Dali
  - F003K31D006
  - F003K31D033
  - F003K31D018

- 4000K**  
 H 4520 mm  
 Non Dimmable
- F003K41A006
  - F003K41A033
  - F003K41A018
  - 1-10V
  - F003K41B006
  - F003K41B033
  - F003K41B018
  - Dali
  - F003K41D006
  - F003K41D033
  - F003K41D018



## Bellhop: Accessori / Accessories

Piastra tirafondi.	Base plate with bolt.	Bellhop Bollard Ø125 F003Z010000		
Piastra tirafondi per versione Bellhop palo con base.	Base plate with bolt for Bellhop Pole with base version.	Bellhop Pole Ø200 F990G300000		
Sistema di giunzione IP68 H <sub>2</sub> O Stop anti-condensa a 2 vie 4 poli. (Ø5,5÷12mm cavo).	2 way terminal block 4 poles IP68 H <sub>2</sub> O Stop. (ø5,5÷12mm cable).	Bellhop Wall / Bollard / Pole F990C00A000		
Dispositivo di protezione per il sovraccarico. 240 Vac. Corrente massima di scarica 10KA (8/29us). Massima corrente operativa 5A. Adatto per la connessione in serie. IP66.	Surge protection device. 275Vac. Maximum discharge current 10KA (8/20us). Maximum operating current 5A. Suitable for series connection. IP66.	Bellhop Wall / Bollard / Pole F990E00A000		







**Colori / Colours**

---

**Klein Pro**



01 Bianco  
01 White



06 Grigio  
06 Grey



33 Antracite  
33 Anthracite



30 Nero  
30 Black



18 Deep Brown  
18 Deep Brown



12 Forest Green  
12 Forest Green



70 Naturale Anodizzato  
70 Anodized Natural



71 Nero Anodizzato  
71 Anodized Black



73 Oro Anodizzato  
73 Anodized Gold  
\*solo per schermo  
\*only for pole screen

Il corpo del paletto Klein Pro è stato realizzato in alluminio estruso mentre la base e il diffusore sono in alluminio pressofuso EN AB-47100 con un basso tenore di rame. Rivestimento ad alta resistenza: il trattamento esterno viene applicato con un doppio strato di polveri epossidiche conformemente alla norma QUALICOAT. Il primo strato di polvere fornisce una resistenza chimica e meccanica; un secondo strato di finitura di polvere di poliestere garantisce la resistenza. È disponibile anche con finitura anodizzata. Klein Pro è compatibile con la piastra di fissaggio "Klein" attuale.

Durante il montaggio e la manutenzione degli apparecchi bisogna prestare particolare attenzione a non danneggiare la verniciatura a polvere.

Un danno combinato all'azione dell'acqua potrebbe provocarne la corrosione. I prodotti chimici danneggiano la protezione anticorrosione.

Gli apparecchi a LED, possono evidenziare guasti riconducibili a sollecitazioni di natura elettrica che interessano i relativi isolamenti con innesco di scariche elettriche distruttive. Queste sollecitazioni possono derivare da:

- sovratensioni provenienti dalla rete elettrica di alimentazione dell'impianto/apparecchi.
- sovratensioni di origine elettrostatica (ESD) provenienti dall'ambiente.

Consigliamo l'installazione di un dispositivo di protezione dalle sovratensioni sull'impianto elettrico che attenua l'intensità di alcuni di questi fenomeni proteggendo gli apparecchi da danni irreversibili. La scelta del dispositivo più idoneo va tarata in base alle caratteristiche dell'impianto.

The body of Klein Pro bollard is made of extruded aluminium, base and diffuser in die-cast aluminium EN AB-47100 with a low copper content.

High-resistance coating: the external coating is applied with a double layer with epoxy powders according to the QUALICOAT standard. The first layer of epoxy powder gives chemical and mechanical resistance, the second finishing layer of polyester powder ensures resistance.

Also available in anodized finishes. Klein Pro is compatible with existing "Klein" fixing plate.

During the installation and the maintenance of the fixtures it is important to be careful and avoid damages on the paint coating.

Damages on the coating exposed to outdoor conditions or water, could cause corrosion. Chemical substances affect the anticorrosion covering protection.

For LED fixtures, there is evidence that most of the damages are connected to electrical effects related to the insulations, which cause destructive electrical discharges. These effects are frequently caused by:

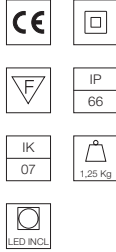
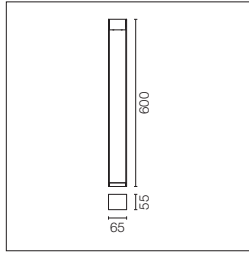
- over voltage coming from the mains' network where fixture is connected.
- electrostatic discharge (ESD) coming from the environment.

The use of a protective device against the overvoltage on the electrical installation is warmly suggest this helps to reduce the intensity of some of these phenomenon and prevent irreversible damages. The selection of the type of device to be used must be adjust on the electrical plant.



# Klein Pro H 600 mm

**Power Led:** 11W - 1089 lm ≠ FIXT 294 lm - 2700K/CRI 80 - 220-240V / 11W - 1126 lm ≠ FIXT 304 lm - 3000K/CRI 80 - 220-240V / 11W - 1211 lm ≠ FIXT 325 lm - 4000K/CRI 80 - 220-240V



Alimentazione elettrica 220-240V integrata. Gli accessori per installazione su superficie solida o per fissaggio al terreno sono da ordinare a parte.  
Ogni apparecchio di illuminazione è dotato di un segmento di 1000 mm di cavo in uscita e un kit di cablaggio.

220-240V power supply integrated. Solid surface or ground installation accessories to be ordered separately. Each luminaire is equipped with 1000 mm length outgoing cable and a wiring kit.

## 2700K

Non Dimmable

- F002A20A001.A
- F002A20A006.A
- F002A20A012.A
- F002A20A018.A
- F002A20A030.A
- F002A20A033.A
- F002A21A070.A
- F002A21A071.A
- 1-10V
- F002A20B001.A
- F002A20B006.A
- F002A20B012.A
- F002A20B018.A
- F002A20B030.A
- F002A20B033.A
- F002A21B070.A
- F002A21B071.A
- Dali
- F002A20D001.A
- F002A20D006.A
- F002A20D012.A
- F002A20D018.A
- F002A20D030.A
- F002A20D033.A
- F002A21D070.A
- F002A21D071.A

## 3000K

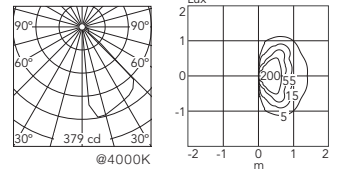
Non Dimmable

- F002A30A001.A
- F002A30A006.A
- F002A30A012.A
- F002A30A018.A
- F002A30A030.A
- F002A30A033.A
- F002A31A070.A
- F002A31A071.A
- 1-10V
- F002A30B001.A
- F002A30B006.A
- F002A30B012.A
- F002A30B018.A
- F002A30B030.A
- F002A30B033.A
- F002A31B070.A
- F002A31B071.A
- Dali
- F002A30D001.A
- F002A30D006.A
- F002A30D012.A
- F002A30D018.A
- F002A30D030.A
- F002A30D033.A
- F002A31D070.A
- F002A31D071.A

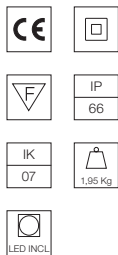
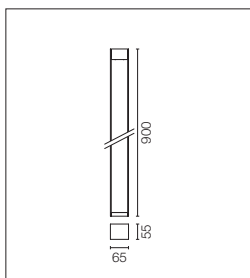
## 4000K

Non Dimmable

- F002A40A001.A
- F002A40A006.A
- F002A40A012.A
- F002A40A018.A
- F002A40A030.A
- F002A40A033.A
- F002A41A070.A
- F002A41A071.A
- 1-10V
- F002A40B001.A
- F002A40B006.A
- F002A40B012.A
- F002A40B018.A
- F002A40B030.A
- F002A40B033.A
- F002A41B070.A
- F002A41B071.A
- Dali
- F002A40D001.A
- F002A40D006.A
- F002A40D012.A
- F002A40D018.A
- F002A40D030.A
- F002A40D033.A
- F002A41D070.A
- F002A41D071.A



Power Led: 11W - 1089 lm ≠ FIXT 292 lm - 2700K/CRI 80 - 220-240V / 11W - 1126 lm ≠ FIXT 304 lm - 3000K/CRI 80 - 220-240V / 11W - 1211 lm ≠ FIXT 325 lm - 4000K/CRI 80 - 220-240V



Alimentazione elettrica 220-240V integrata. Gli accessori per installazione su superficie solida o per fissaggio al terreno sono da ordinare a parte. Ogni apparecchio di illuminazione è dotato di un segmento di 1000 mm di cavo in uscita e un kit di cablaggio.

220-240V power supply integrated. Solid surface or ground installation accessories to be ordered separately. Each luminaire is equipped with 1000 mm length outgoing cable and a wiring kit.

**2700K**

Non Dimmable

- F002B20A001.A
- F002B20A006.A
- F002B20A012.A
- F002B20A018.A
- F002B20A030.A
- F002B20A033.A
- F002B21A070.A
- F002B21A071.A

1-10V

- F002B20B001.A
- F002B20B006.A
- F002B20B012.A
- F002B20B018.A
- F002B20B030.A
- F002B20B033.A
- F002B21B070.A
- F002B21B071.A

Dali

- F002B20D001.A
- F002B20D006.A
- F002B20D012.A
- F002B20D018.A
- F002B20D030.A
- F002B20D033.A
- F002B21D070.A
- F002B21D071.A

**3000K**

Non Dimmable

- F002B30A001.A
- F002B30A006.A
- F002B30A012.A
- F002B30A018.A
- F002B30A030.A
- F002B30A033.A
- F002B31A070.A
- F002B31A071.A

1-10V

- F002B30B001.A
- F002B30B006.A
- F002B30B012.A
- F002B30B018.A
- F002B30B030.A
- F002B30B033.A
- F002B31B070.A
- F002B31B071.A

Dali

- F002B30D001.A
- F002B30D006.A
- F002B30D012.A
- F002B30D018.A
- F002B30D030.A
- F002B30D033.A
- F002B31D070.A
- F002B31D071.A

**4000K**

Non Dimmable

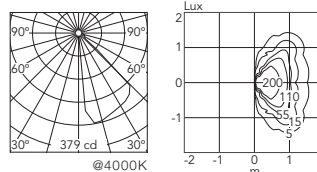
- F002B40A001.A
- F002B40A006.A
- F002B40A012.A
- F002B40A018.A
- F002B40A030.A
- F002B40A033.A
- F002B41A070.A
- F002B41A071.A

1-10V





- F002B40B001.A
- F002B40B006.A
- F002B40B012.A
- F002B40B018.A
- F002B40B030.A
- F002B40B033.A
- F002B41B070.A
- F002B41B071.A

Dali

- F002B40D001.A
- F002B40D006.A
- F002B40D012.A
- F002B40D018.A
- F002B40D030.A
- F002B40D033.A
- F002B41D070.A
- F002B41D071.A

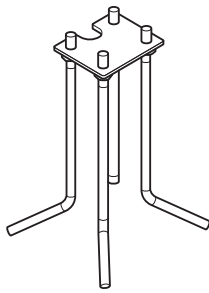
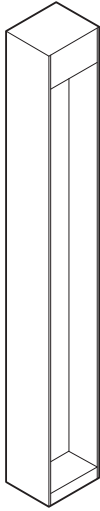


## Klein Pro: Accessori / Accessories

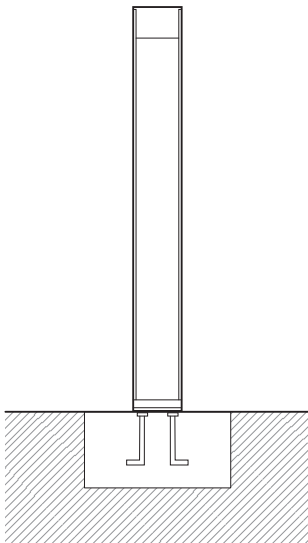
Base di fissaggio per superfici solide.	Fixing base for solid surfaces.	<ul style="list-style-type: none"> <li>○ F002Z010001.A</li> <li>● F002Z010006.A</li> <li>● F002Z010012.A</li> <li>● F002Z010018.A</li> <li>● F002Z010030.A</li> <li>● F002Z010033.A</li> </ul>	
Piastra di fissaggio a terra Minimal Klein Pro, 47x57xH160 mm.	Minimal Klein Pro ground fixation plate, 47x57xH160 mm.	F002Z030000.A	
Piastra di fissaggio a terra e tirafondi Klein Pro 85x85xH160mm.	Klein Pro base plate and fixing bolts 85x85xH160 mm.	F002Z020000	
Schermo estetico anodizzato.	Anodized aestetical pole screen.	<ul style="list-style-type: none"> <li>H 600 mm</li> <li>● F002Z040070</li> <li>● F002Z040071</li> <li>● F002Z040073</li> <li>H 900 mm</li> <li>● F002Z050070</li> <li>● F002Z050071</li> <li>● F002Z050073</li> </ul>	
Dispositivo di protezione per il sovraccarico. 240 Vac. Corrente massima di scarica 10KA (8/29us). Massima corrente operativa 5A. Adatto per la connessione in serie. IP66.	Surge protection device. 275Vac. Maximum discharge current 10KA (8/20us). Maximum operating current 5A. Suitable for series connection. IP66.	F990E00A000	

# Opzioni Montaggio / Installation Options

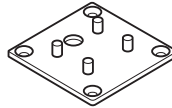
Option 1  
Con tirafondi /  
Fixing anchor bolts



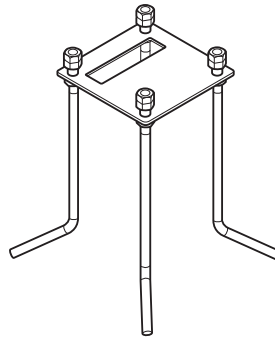
cod. F002Z030000.A



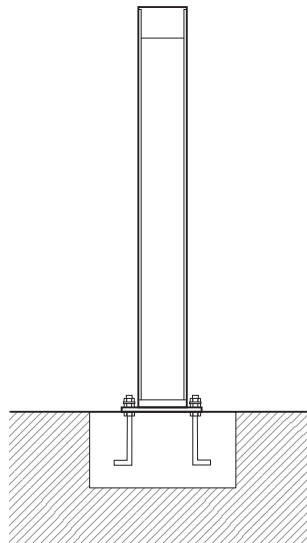
Option 2  
Con base e tirafondi /  
With base and fixing anchor bolts



cod. F002Z0100.A



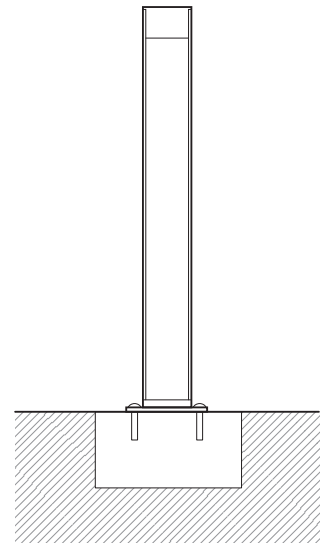
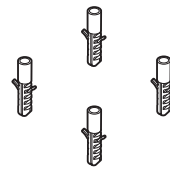
cod. F002Z020000



Option 3  
Base per fissaggio con tasselli (non inclusi) /  
With base for bolts (not included)



cod. F002Z0100.A







## Famiglia / Family

Casting Concrete



Casting C



W: **100**  
H: 200 / **500** / 700 mm



W: **150**  
H: 250 / **500** / 850 mm

Casting T



W: **100**  
H: 200 / **500** / 700 mm



W: **150**  
H: 250 / **500** / 850 mm

## Colori / Colours

Casting Concrete



89 Cemento  
89 Concrete

Casting C / T



01 Bianco  
01 White



06 Grigio  
06 Grey



33 Antracite  
33 Anthracite



30 Nero  
30 Black



18 Deep Brown  
18 Deep Brown



12 Forest Green  
12 Forest Green

Collezione di paletti luminosi per esterno, con fonte di luce a LED.

### **Casting Concrete**

Il corpo della versione Concrete è realizzato in stampo, con getto di calcestruzzo composta da cemento, aggreganti inerti fini e fibre di rinforzo. Ogni manufatto è realizzato individualmente con processo artigianale: minime differenze estetiche e di colore tra un apparecchio e l'altro sono il segno dell'unicità di ciascuna lampada. Ogni apparecchio monta un diffusore in policarbonato satinato incollato al dissipatore del prodotto per garantire la tenuta all'acqua (stabilizzato ai raggi UV per minimizzarne l'ingiallimento).

L'apparecchio è fornito con uno spezzone di cavo uscente in neoprene, con un kit di connessione elettrica per cavo multipolare singolo, e con tasselli per installazione su superfici piene e solide.

La piastra di fissaggio per installazione su calcestruzzo, pavimentazione da gettare, o su plinto è disponibile come accessorio.

### **Casting C/T**

Il corpo delle versioni C e T è realizzato in alluminio estruso, base e diffusore in alluminio pressofuso EN AB-47100 a basso contenuto di rame.

Rivestimento ad alta resistenza: dopo un trattamento di sabbiatura di tutti i componenti per rendere la superficie porosa e garantire una maggiore adesione della vernice, è applicato il rivestimento esterno con un doppio strato con polveri secondo lo standard QUALICOAT. Il primo strato di polvere epossidica dà resistenza chimica e meccanica, il secondo strato di finitura di polvere poliestere assicura resistenza ai raggi UV ed agli agenti atmosferici. Le superfici verniciate sono trattate con lavaggi alcalini e acidi, risciacquate con acqua demineralizzata, e sottoposte a un trattamento di conversione chimica per proteggere contro l'ossidazione. Diffusore in vetro incollato al dissipatore del prodotto per garantire la tenuta all'acqua, e microtesturizzato per garantire una distribuzione omogenea e uniforme della luce. L'apparecchio è fornito con uno spezzone di cavo uscente in neoprene.

Si consiglia l'installazione su un plinto di cemento o su una superficie piana.

Si raccomanda l'uso di un sistema di connessione con un grado di protezione maggiore o uguale al grado di protezione dell'apparecchio.

Durante il montaggio e la manutenzione degli apparecchi bisogna prestare particolare attenzione a non danneggiare la verniciatura a polvere.

Un danno combinato all'azione dell'acqua potrebbe provocarne la corrosione.

I prodotti chimici danneggiano la protezione anticorrosione.

Gli apparecchi a LED, possono evidenziare guasti riconducibili a sollecitazioni di natura elettrica che interessano i relativi isolamenti con innesco di scariche elettriche distruttive.

Queste sollecitazioni possono derivare da:

- sovratensioni provenienti dalla rete elettrica di alimentazione dell'impianto/apparecchi.
- sovratensioni di origine elettrostatica (ESD) provenienti dall'ambiente.

Consigliamo l'installazione di un dispositivo di protezione dalle sovratensioni sull'impianto elettrico che attenua l'intensità di alcuni di questi fenomeni proteggendo gli apparecchi da danni irreversibili. La scelta del dispositivo più idoneo va tarata in base alle caratteristiche dell'impianto.

Collection of outdoor bollard lights with LED light source.

### **Casting Concrete**

The body of the Round version is made from a mould, with poured concrete consisting of cement, fine inert materials for aggregating purposes, and reinforcing fibers. Each article is manufactured individually with a handcrafted process: minor aesthetic and color differences between one luminaire and another are the sign of the uniqueness of each lamp. Each luminaire has a frosted polycarbonate diffuser glued to the heat sink of the product to ensure a watertight seal (UV stabilized to minimise yellowing).

The luminaire is provided with a segment of outgoing cable in neoprene, with a kit of electrical connection for single multicore cable, and with dowels for installation on full and solid surfaces. The fixing plate for installation on cement paving, poured concrete, or on plinth is available as an accessory.

### **Casting C/T**

The body of the versions C and T is made of extruded aluminum, base and diffuser in die-cast aluminum EN AB-47100 with a low copper content.

High-resistance coating: after a sandblasting treatment of all components to make the surface porous and ensure a greater adhesion of the paint, the external coating is applied with a double layer with epoxy powders according to the QUALICOAT standard. The first layer of epoxy powder gives chemical and mechanical resistance, the second finishing layer of polyester powder ensures resistance to UV rays and atmospheric agents. The painted surfaces are treated with alkaline and acidic washes, then rinsed with demineralized water, subjected to a chemical conversion treatment to protect against oxidation. A glass diffuser is glued to the heat sink of the product to ensure a watertight seal, micro-texturized to ensure homogeneous and uniform distribution of the light.

The luminaire is provided with a segment of outgoing cable in neoprene.

We recommend installation on a plinth of cement or on a flat surface.

We recommend using a connection system with a degree of protection greater than or equal to the degree of protection of the luminaire.

During the installation and the maintenance of the fixtures it is important to be careful and avoid damages on the paint coating. Damages on the coating exposed to outdoor conditions or water, could cause corrosion.

Chemical substances affect the anticorrosion covering protection.

For LED fixtures, there is evidence that most of the damages are connected to electrical effects related to the insulations, which cause destructive electrical discharges

These effects are frequently caused by:

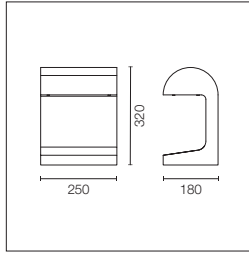
- over voltage coming from the mains' network where fixture is connected.
- electrostatic discharge (ESD) coming from the environment.

The use of a protective device against the overvoltage on the electrical installation is warmly suggest this helps to reduce the intensity of some of these phenomenon and prevent irreversible damages. The selection of the type of device to be used must be adjust on the electrical plant.



## Casting Concrete

**Power Led:** 9W - 650 lm ≠ FIXT 427 lm - 2700K/CRI 80 - 220-240V / 9W - 780 lm ≠ FIXT 513 lm - 3000K/CRI 80 - 220-240V / 9W - 800 lm ≠ FIXT 526 lm - 4000K/CRI 80 - 220-240V



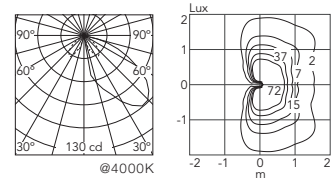
Alimentazione elettrica 220/240V integrata.  
Versione dimmerabile disponibile su richiesta.

220/240V power supply integrated.  
Dimmable versions available on request.

**2700K**  
● F1330089

**3000K**  
● F1331089

**4000K**  
● F1332089



## Casting Concrete: Accessori / Accessories

Piastra tirafondi.

Base plate with bolt.

F1209000



Sistema di giunzione IP68 H2O Stop anti-condensa a 3/4 vie 4 poli. (Ø5,5÷12mm cavo).

3/4 way terminal block 4 poles IP68 H2O Stop. (ø5,5÷12mm cable).


F990C010000



Dispositivo di protezione per il sovraccarico. 275 Vac. Corrente massima di scarica 10KA (8/29us). Massima corrente operativa 5A. Adatto per la connessione in serie. IP66.

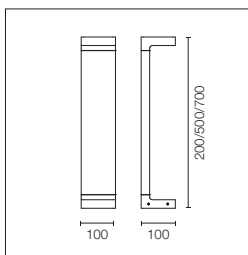
Surge protection device. 275Vac. Maximum discharge current 10KA (8/20us). Maximum operating current 5A. Suitable for series connection. IP66.

F990E00A000



# Casting C 100

**Power Led:** 7W - 1x540 lm ≠ FIXT 272 lm - 2700K/CRI 80 - 110-240V / 7W - 1x585 lm ≠ FIXT 295 lm - 3000K/CRI 80 - 110-240V / 7W - 1x630 lm ≠ FIXT 317 lm - 4000K/CRI 80 - 110-240V



Alimentazione elettrica 110/240V integrata.

110/240V power supply integrated.



H = 200

H = 500



H = 700

## 2700K

H 200 mm

- F1210001
- F1210006
- F1210033
- F1210030
- F1210018
- F1210012

## 2700K

H 500 mm

- F1213001
- F1213006
- F1213033
- F1213030
- F1213018
- F1213012

## 2700K

H 700 mm

- F1216001
- F1216006
- F1216033
- F1216030
- F1216018
- F1216012

## 3000K

H 200 mm

- F1211001
- F1211006
- F1211033
- F1211030
- F1211018
- F1211012

## 3000K

H 500 mm

- F1214001
- F1214006
- F1214033
- F1214030
- F1214018
- F1214012

## 3000K

H 700 mm

- F1217001
- F1217006
- F1217033
- F1217030
- F1217018
- F1217012

## 4000K

H 200 mm

- F1212001
- F1212006
- F1212033
- F1212030
- F1212018
- F1212012

## 4000K

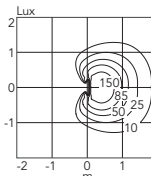
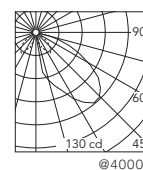
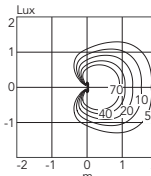
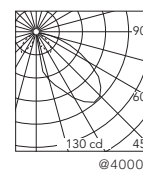
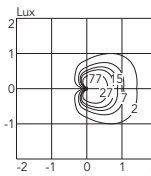
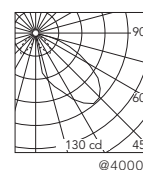
H 500 mm

- F1215001
- F1215006
- F1215033
- F1215030
- F1215018
- F1215012

## 4000K

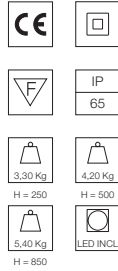
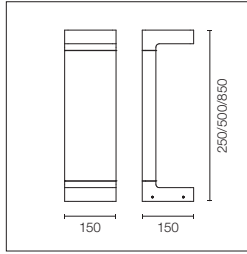
H 700 mm

- F1218001
- F1218006
- F1218033
- F1218030
- F1218018
- F1218012



# Casting C 150

**Power Led:** 12W - 1080 lm ≠ FIXT 565 lm - 2700K/CRI 80 - 110-240V / 12W - 1170 lm ≠ FIXT 613 lm - 3000K/CRI 80 - 110-240V / 12W - 1260 lm ≠ FIXT 660 lm - 4000K/CRI 80 - 110-240V



Alimentazione elettrica 110/240V integrata.

110/240V power supply integrated.

## 2700K

H 250 mm - Non Dimmable

- F1230001
- F1230006
- F1230033
- F1230030
- F1230018
- F1230012
- 1-10V
- F1230001-310
- F1230006-310
- F1230033-310
- F1230030-310
- F1230018-310
- F1230012-310
- Dali
- F1230001-300
- F1230006-300
- F1230033-300
- F1230030-300
- F1230018-300
- F1230012-300

## 3000K

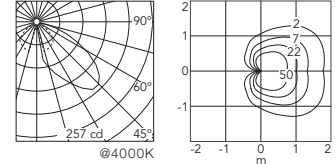
H 250 mm - Non Dimmable

- F1231001
- F1231006
- F1231033
- F1231030
- F1231018
- F1231012
- 1-10V
- F1231001-310
- F1231006-310
- F1231033-310
- F1231030-310
- F1231018-310
- F1231012-310
- Dali
- F1231001-300
- F1231006-300
- F1231033-300
- F1231030-300
- F1231018-300
- F1231012-300

## 4000K

H 250 mm - Non Dimmable

- F1232001
- F1232006
- F1232033
- F1232030
- F1232018
- F1232012
- 1-10V
- F1232001-310
- F1232006-310
- F1232033-310
- F1232030-310
- F1232018-310
- F1232012-310
- Dali
- F1232001-300
- F1232006-300
- F1232033-300
- F1232030-300
- F1232018-300
- F1232012-300



## 2700K

H 500 mm - Non Dimmable

- F1233001
- F1233006
- F1233033
- F1233030
- F1233018
- F1233012
- 1-10V
- F1233001-310
- F1233006-310
- F1233033-310
- F1233030-310
- F1233018-310
- F1233012-310
- Dali
- F1233001-300
- F1233006-300
- F1233033-300
- F1233030-300
- F1233018-300
- F1233012-300

## 3000K

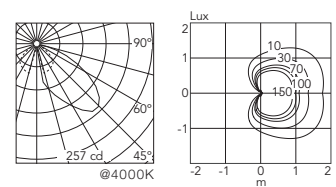
H 500 mm - Non Dimmable

- F1234001
- F1234006
- F1234033
- F1234030
- F1234018
- F1234012
- 1-10V
- F1234001-310
- F1234006-310
- F1234033-310
- F1234030-310
- F1234018-310
- F1234012-310
- Dali
- F1234001-300
- F1234006-300
- F1234033-300
- F1234030-300
- F1234018-300
- F1234012-300

## 4000K

H 500 mm - Non Dimmable

- F1235001
- F1235006
- F1235033
- F1235030
- F1235018
- F1235012
- 1-10V
- F1235001-310
- F1235006-310
- F1235033-310
- F1235030-310
- F1235018-310
- F1235012-310
- Dali
- F1235001-300
- F1235006-300
- F1235033-300
- F1235030-300
- F1235018-300
- F1235012-300



## 2700K

H 850 mm - Non Dimmable

- F1236001
- F1236006
- F1236033
- F1236030
- F1236018
- F1236012
- 1-10V
- F1236001-310
- F1236006-310
- F1236033-310
- F1236030-310
- F1236018-310
- F1236012-310
- Dali
- F1236001-300
- F1236006-300
- F1236033-300
- F1236030-300
- F1236018-300
- F1236012-300

## 3000K

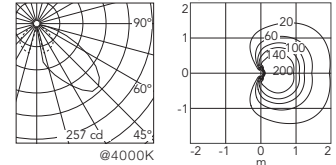
H 850 mm - Non Dimmable

- F1237001
- F1237006
- F1237033
- F1237030
- F1237018
- F1237012
- 1-10V
- F1237001-310
- F1237006-310
- F1237033-310
- F1237030-310
- F1237018-310
- F1237012-310
- Dali
- F1237001-300
- F1237006-300
- F1237033-300
- F1237030-300
- F1237018-300
- F1237012-300

## 4000K

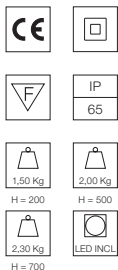
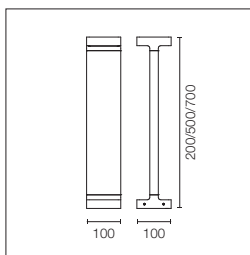
H 850 mm - Non Dimmable

- F1238001
- F1238006
- F1238033
- F1238030
- F1238018
- F1238012
- 1-10V
- F1238001-310
- F1238006-310
- F1238033-310
- F1238030-310
- F1238018-310
- F1238012-310
- Dali
- F1238001-300
- F1238006-300
- F1238033-300
- F1238030-300
- F1238018-300
- F1238012-300



# Casting T 100

**Power Led:** 12W - 2x540 lm ≠ FIXT 2x272 lm - 2700K/CRI 80 - 110-240V / 12W - 2x585 lm ≠ FIXT 2x295 lm - 3000K/CRI 80 - 110-240V / 12W - 2x630 lm ≠ FIXT 2x317 lm - 4000K/CRI 80 - 110-240V



Alimentazione elettrica 110/240V integrata.

110/240V power supply integrated.

## 2700K

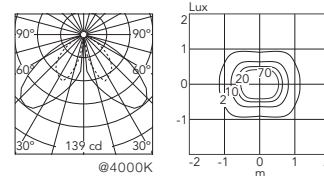
- H 200 mm
- F1250001
  - F1250006
  - F1250033
  - F1250030
  - F1250018
  - F1250012

## 3000K

- H 200 mm
- F1251001
  - F1251006
  - F1251033
  - F1251030
  - F1251018
  - F1251012

## 4000K

- H 200 mm
- F1252001
  - F1252006
  - F1252033
  - F1252030
  - F1252018
  - F1252012



## 2700K

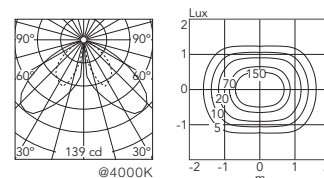
- H 500 mm
- F1253001
  - F1253006
  - F1253033
  - F1253030
  - F1253018
  - F1253012

## 3000K

- H 500 mm
- F1254001
  - F1254006
  - F1254033
  - F1254030
  - F1254018
  - F1254012

## 4000K

- H 500 mm
- F1255001
  - F1255006
  - F1255033
  - F1255030
  - F1255018
  - F1255012



## 2700K

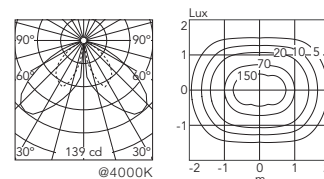
- H 700 mm
- F1256001
  - F1256006
  - F1256033
  - F1256030
  - F1256018
  - F1256012

## 3000K

- H 700 mm
- F1257001
  - F1257006
  - F1257033
  - F1257030
  - F1257018
  - F1257012

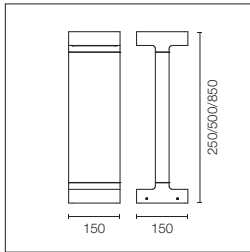
## 4000K

- H 700 mm
- F1258001
  - F1258006
  - F1258033
  - F1258030
  - F1258018
  - F1258012



# Casting T 150

**Power Led:** 21W - 2x1080 lm ≠ FIXT 2x565 lm - 2700K/CRI 80 - 220-240V / 21W - 2x1170 lm ≠ FIXT 2x613 lm - 3000K/CRI 80 - 220-240V / 21W - 2x1260 lm ≠ FIXT 2x660 lm - 4000K/CRI 80 - 220-240V



Alimentazione elettrica 220/240V integrata. Versione 110V a richiesta.

220/240V power supply integrated. Version 110V upon request.

## 2700K

H 250 mm - Non Dimmable

- F1270001
- F1270006
- F1270033
- F1270030
- F1270018
- F1270012

1-10V

- F1270001-310
- F1270006-310
- F1270033-310
- F1270030-310
- F1270018-310
- F1270012-310

Dali

- F1270001-300
- F1270006-300
- F1270033-300
- F1270030-300
- F1270018-300
- F1270012-300

## 3000K

H 250 mm - Non Dimmable

- F1271001
- F1271006
- F1271033
- F1271030
- F1271018
- F1271012

1-10V

- F1271001-310
- F1271006-310
- F1271033-310
- F1271030-310
- F1271018-310
- F1271012-310

Dali

- F1271001-300
- F1271006-300
- F1271033-300
- F1271030-300
- F1271018-300
- F1271012-300

## 4000K

H 250 mm - Non Dimmable

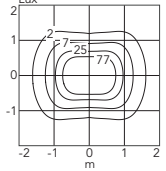
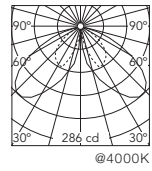
- F1272001
- F1272006
- F1272033
- F1272030
- F1272018
- F1272012

1-10V

- F1272001-310
- F1272006-310
- F1272033-310
- F1272030-310
- F1272018-310
- F1272012-310

Dali

- F1272001-300
- F1272006-300
- F1272033-300
- F1272030-300
- F1272018-300
- F1272012-300



## 2700K

H 500 mm - Non Dimmable

- F1273001
- F1273006
- F1273033
- F1273030
- F1273018
- F1273012

1-10V

- F1273001-310
- F1273006-310
- F1273033-310
- F1273030-310
- F1273018-310
- F1273012-310

Dali

- F1273001-300
- F1273006-300
- F1273033-300
- F1273030-300
- F1273018-300
- F1273012-300

## 3000K

H 500 mm - Non Dimmable

- F1274001
- F1274006
- F1274033
- F1274030
- F1274018
- F1274012

1-10V

- F1274001-310
- F1274006-310
- F1274033-310
- F1274030-310
- F1274018-310
- F1274012-310

Dali

- F1274001-300
- F1274006-300
- F1274033-300
- F1274030-300
- F1274018-300
- F1274012-300

## 4000K

H 500 mm - Non Dimmable

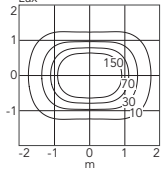
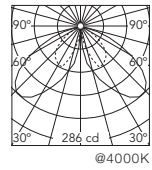
- F1275001
- F1275006
- F1275033
- F1275030
- F1275018
- F1275012

1-10V

- F1275001-310
- F1275006-310
- F1275033-310
- F1275030-310
- F1275018-310
- F1275012-310

Dali

- F1275001-300
- F1275006-300
- F1275033-300
- F1275030-300
- F1275018-300
- F1275012-300



## 2700K

H 850 mm - Non Dimmable

- F1276001
- F1276006
- F1276033
- F1276030
- F1276018
- F1276012

1-10V

- F1276001-310
- F1276006-310
- F1276033-310
- F1276030-310
- F1276018-310
- F1276012-310

Dali

- F1276001-300
- F1276006-300
- F1276033-300
- F1276030-300
- F1276018-300
- F1276012-300

## 3000K

H 850 mm - Non Dimmable

- F1277001
- F1277006
- F1277033
- F1277030
- F1277018
- F1277012

1-10V

- F1277001-310
- F1277006-310
- F1277033-310
- F1277030-310
- F1277018-310
- F1277012-310

Dali

- F1277001-300
- F1277006-300
- F1277033-300
- F1277030-300
- F1277018-300
- F1277012-300

## 4000K

H 850 mm - Non Dimmable

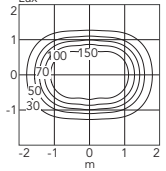
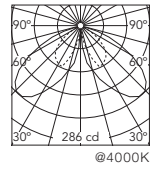
- F1278001
- F1278006
- F1278033
- F1278030
- F1278018
- F1278012

1-10V

- F1278001-310
- F1278006-310
- F1278033-310
- F1278030-310
- F1278018-310
- F1278012-310

Dali

- F1278001-300
- F1278006-300
- F1278033-300
- F1278030-300
- F1278018-300
- F1278012-300



## Casting C/T: Accessori / Accessories

Piastra tirafondi.

Base plate with bolt.

Casting 100  
F1208000

Casting 150  
F1207000



Sistema di giunzione IP68  
H2O Stop anti-condensa a  
3/4 vie 4 poli. (Ø5,5÷12mm  
cavo).

3/4 way terminal block 4 poles  
IP68 H2O Stop. (ø5,5÷12mm  
cable).

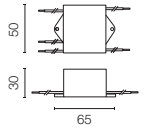
F990C010000



Dispositivo di protezione  
per il sovraccarico. 240 Vac.  
Corrente massima di scarica  
10KA (8/29us). Massima  
corrente operativa 5A. Adatto  
per la connessione in serie.  
IP66.

Surge protection device.  
275Vac. Maximum discharge  
current 10KA (8/20us).  
Maximum operating current  
5A. Suitable for series  
connection. IP66.

F990E00A000



## **Walkstick**

Designed by Antonio Citterio





## Famiglia / Family

---

Walkstick Pipe



Walkstick



Wallstick



## Colori / Colours

---

### Walkstick Pipe



01 Bianco  
01 White



06 Grigio  
06 Grey



33 Antracite  
33 Anthracite



30 Nero  
30 Black



18 Deep Brown  
18 Deep Brown



12 Forest Green  
12 Forest Green

Apparecchio di illuminazione per esterni con emissione di luce tubolare orientabile fino a  $350^{\circ}\pm 5^{\circ}$  sull'asse verticale, adatto per installazione a terra (a pavimento o interrata) e con scatola di alimentazione integrata.

Si raccomanda l'uso di un sistema di connessione con un grado di protezione maggiore o uguale al grado di protezione dell'apparecchio.

Durante il montaggio e la manutenzione degli apparecchi bisogna prestare particolare attenzione a non danneggiare la verniciatura a polvere.

Un danno combinato all'azione dell'acqua potrebbe provocarne la corrosione. I prodotti chimici danneggiano la protezione anticorrosione.

Gli apparecchi a LED, possono evidenziare guasti riconducibili a sollecitazioni di natura elettrica che interessano i relativi isolamenti con innesco di scariche elettriche distruttive. Queste sollecitazioni possono derivare da:

- sovratensioni provenienti dalla rete elettrica di alimentazione dell'impianto/apparecchi;
- sovratensioni di origine elettrostatica (ESD) provenienti dall'ambiente.

Consigliamo l'installazione di un dispositivo di protezione dalle sovratensioni sull'impianto elettrico che attenua l'intensità di alcuni di questi fenomeni proteggendo gli apparecchi da danni irreversibili. La scelta del dispositivo più idoneo va tarata in base alle caratteristiche dell'impianto.

Outdoor luminaire consisting of a tubular light emitting head orientable up to  $350^{\circ}\pm 5^{\circ}$  on the vertical axle, suitable for floor installations (ground or buried) and with integrated power supply.

We recommend using a connection system with a degree of protection greater than or equal to the degree of protection of the luminaire.

During the installation and the maintenance of the fixtures it is important to be careful and avoid damages on the paint coating. damages on the coating exposed to outdoor conditions or water, could cause corrosion. Chemical substances affect the anticorrosion covering protection.

For LED fixtures, there is evidence that most of the damages are connected to electrical effects related to the insulations, which cause destructive electrical discharges. These effects are frequently caused by:

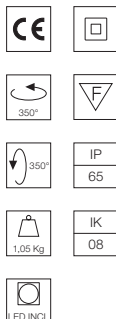
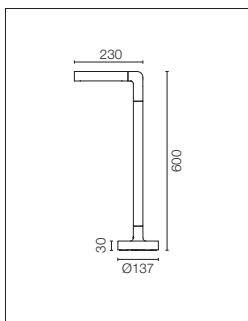
- over Voltage coming from the Mains' network where fixture is connected.
- electrostatic discharge (ESD) coming from the environment.

The use of a protective device against the overvoltage on the electrical installation is warmly suggest this helps to reduce the intensity of some of these phenomenon and prevent irreversible damages.

The selection of the type of device to be used must be adjust on the electrical plant.

## Walkstick Pipe 1

**Power Led:** 7W - 622 lm ≠ FIXT 483 lm - 2700K/CRI 80 - 220-240V / 7W - 648 lm ≠ FIXT 496 lm - 3000K/CRI 80 - 220-240V / 7W - 693 lm ≠ FIXT 529 lm - 4000K/CRI 80 - 220-240V



Alimentazione elettrica 220-240V inclusa. Pronto per l'installazione su superficie solida.  
Box per l'installazione a terra da ordinare separatamente.  
Include un sistema di giunzione IP68 H<sub>2</sub>O Stop anti-condensa a 2 vie 4 poli.

220-240V power supply included. Ready for installation on solid surface. Box for ground installation to be ordered separately.  
Included 2 way terminal block 4 poles IP68 H<sub>2</sub>O Stop.

Versione 110V a richiesta.

Version 110V upon request.

### 2700K

Non Dimmable

- F010H21A001
- F010H21A006
- F010H21A012
- F010H21A018
- F010H21A030
- F010H21A033
- 1-10V
- F010H21B001
- F010H21B006
- F010H21B012
- F010H21B018
- F010H21B030
- F010H21B033

### 3000K

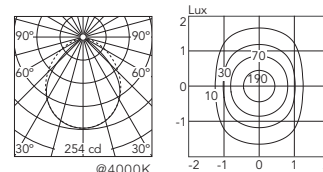
Non Dimmable

- F010H31A001
- F010H31A006
- F010H31A012
- F010H31A018
- F010H31A030
- F010H31A033
- 1-10V
- F010H31B001
- F010H31B006
- F010H31B012
- F010H31B018
- F010H31B030
- F010H31B033

### 4000K

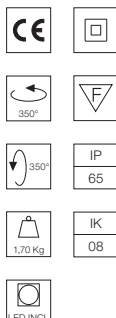
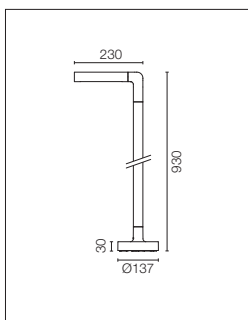
Non Dimmable

- F010H41A001
- F010H41A006
- F010H41A012
- F010H41A018
- F010H41A030
- F010H41A033
- 1-10V
- F010H41B001
- F010H41B006
- F010H41B012
- F010H41B018
- F010H41B030
- F010H41B033



## Walkstick Pipe 2

**Power Led:** 7W - 622 lm ≠ FIXT 483 lm - 2700K/CRI 80 - 220-240V / 7W - 648 lm ≠ FIXT 496 lm - 3000K/CRI 80 - 220-240V / 7W - 693 lm ≠ FIXT 529 lm - 4000K/CRI 80 - 220-240V



Alimentazione elettrica 220-240V inclusa. Pronto per l'installazione su superficie solida.  
Box per l'installazione a terra da ordinare separatamente.  
Include un sistema di giunzione IP68 H<sub>2</sub>O Stop anti-condensa a 2 vie 4 poli.

220-240V power supply included. Ready for installation on solid surface. Box for ground installation to be ordered separately.  
Included 2 way terminal block 4 poles IP68 H<sub>2</sub>O Stop.

Versione 110V a richiesta.

Version 110V upon request.

### 2700K

Non Dimmable

- F010J21A001
- F010J21A006
- F010J21A012
- F010J21A018
- F010J21A030
- F010J21A033
- 1-10V
- F010J21B001
- F010J21B006
- F010J21B012
- F010J21B018
- F010J21B030
- F010J21B033
- Dali
- F010J21D001
- F010J21D006
- F010J21D012
- F010J21D018
- F010J21D030
- F010J21D033

### 3000K

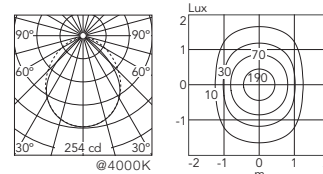
Non Dimmable

- F010J31A001
- F010J31A006
- F010J31A012
- F010J31A018
- F010J31A030
- F010J31A033
- 1-10V
- F010J31B001
- F010J31B006
- F010J31B012
- F010J31B018
- F010J31B030
- F010J31B033
- Dali
- F010J31D001
- F010J31D006
- F010J31D012
- F010J31D018
- F010J31D030
- F010J31D033

### 4000K

Non Dimmable

- F010J41A001
- F010J41A006
- F010J41A012
- F010J41A018
- F010J41A030
- F010J41A033
- 1-10V
- F010J41B001
- F010J41B006
- F010J41B012
- F010J41B018
- F010J41B030
- F010J41B033
- Dali
- F010J41D001
- F010J41D006
- F010J41D012
- F010J41D018
- F010J41D030
- F010J41D033



## Walkstick Pipe: Accessori / Accessories

Cassaforma per l'installazione a terra. Box for ground installation.

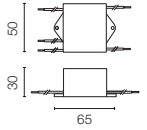
F001Z020000



Dispositivo di protezione per il sovraccarico. 240 Vac. Corrente massima di scarica 10KA (8/29us). Massima corrente operativa 5A. Adatto per la connessione in serie. IP66.

Surge protection device. 275Vac. Maximum discharge current 10KA (8/20us). Maximum operating current 5A. Suitable for series connection. IP66.

F990E00A000



# Belvedere

Designed by Antonio Citterio assistant Toan Nguyen



## Famiglia / Family

---

Belvedere Clove



Belvedere Spot



Belvedere Spot Wall



## Colori / Colours

---

### Belvedere



01 Bianco  
01 White



06 Grigio  
06 Grey



33 Antracite  
33 Anthracite



30 Nero  
30 Black



18 Deep Brown  
18 Deep Brown



12 Forest Green  
12 Forest Green

### **Belvedere Spot**

Famiglia di apparecchi LED per illuminazione da esterno orientabili (doppia rotazione, asse verticale ed orizzontale) per installazione a terra (a pavimento o interrato) e con scatola di alimentazione integrata.

### **Belvedere Spot Wall**

Apparecchio di illuminazione da esterno composto da un proiettore orientabile a  $350^{\circ}\pm 5^{\circ}$  sull'asse orizzontale per installazione a parete e con scatola di alimentazione integrata.

### **Belvedere Clove**

Famiglia di apparecchi di illuminazione da esterno composta da versioni con palo di due differenti lunghezze per installazione a terra (a pavimento o interrato) e con scatola di alimentazione integrata.

Si raccomanda l'uso di un sistema di connessione con un grado di protezione maggiore o uguale al grado di protezione dell'apparecchio.

Durante il montaggio e la manutenzione degli apparecchi bisogna prestare particolare attenzione a non danneggiare la verniciatura a polvere.

Un danno combinato all'azione dell'acqua potrebbe provocarne la corrosione.

I prodotti chimici danneggiano la protezione anticorrosione.

Gli apparecchi a LED, possono evidenziare guasti riconducibili a sollecitazioni di natura elettrica che interessano i relativi isolamenti con innesco di scariche elettriche distruttive. Queste sollecitazioni possono derivare da:

- sovratensioni provenienti dalla rete elettrica di alimentazione dell'impianto/apparecchi.
- sovratensioni di origine elettrostatica (ESD) provenienti dall'ambiente.

Consigliamo l'installazione di un dispositivo di protezione dalle sovratensioni sull'impianto elettrico che attenua l'intensità di alcuni di questi fenomeni proteggendo gli apparecchi da danni irreversibili. La scelta del dispositivo più idoneo va tarata in base alle caratteristiche dell'impianto.

### **Belvedere Spot**

Family of adjustable outdoor LED lighting luminaires (double rotation, vertical and horizontal axle) suitable for floor installations (ground or buried) and with integrated power supply box.

### **Belvedere Spot Wall**

Outdoor luminaire consisting of an adjustable projector for up to  $350^{\circ}\pm 5^{\circ}$  on the horizontal axle suitable for wall installations and with integrated power supply box.

### **Belvedere Clove**

Family of outdoor products consisting of luminaires with a pole of two different heights and suitable for floor installations (ground or buried) and with integrated power supply box.

We recommend using a connection system with a degree of protection greater than or equal to the degree of protection of the luminaire.

During the installation and the maintenance of the fixtures it is important to be careful and avoid damages on the paint coating.

Damages on the coating exposed to outdoor conditions or water, could cause corrosion. Chemical substances affect the anticorrosion covering protection.

For LED fixtures, there is evidence that most of the damages are connected to electrical effects related to the insulations, which cause destructive electrical discharges. These effects are frequently caused by:

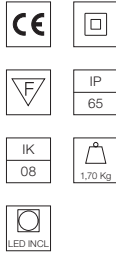
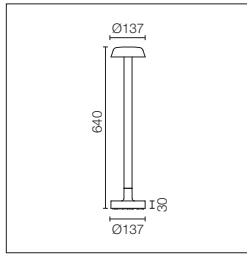
- over voltage coming from the mains' network where fixture is connected.
- electrostatic discharge (ESD) coming from the environment.

The use of a protective device against the overvoltage on the electrical installation is warmly suggest this helps to reduce the intensity of some of these phenomenon and prevent irreversible damages. The selection of the type of device to be used must be adjust on the electrical plant.



## Belvedere Clove 1

**Power Led:** 8,4W - 783 lm ≠ FIXT 631 lm - 2700K/CRI 80 - 220-240V / 8,4W - 816 lm ≠ FIXT 657 lm - 3000K/CRI 80 - 220-240V / 8,4W - 873 lm ≠ FIXT 703 lm - 4000K/CRI 80 - 220-240V



Alimentazione elettrica 220-240V inclusa. Pronto per l'installazione su superficie solida.  
Box per l'installazione a terra da ordinare separatamente.  
Include un sistema di giunzione IP68 H2O Stop anti-condensa a 2 vie 4 poli.  
Versione 110V a richiesta.

220-240V power supply included. Ready for installation on solid surface. Box for ground installation to be ordered separately.  
Included 2 way terminal block 4 poles IP68 H2O Stop.  
Version 110V upon request.

### 2700K

Non Dimmable

- F001A21A001
- F001A21A006
- F001A21A033
- F001A21A030
- F001A21A018
- F001A21A012
- 1-10V
- F001A21B001
- F001A21B006
- F001A21B033
- F001A21B030
- F001A21B018
- F001A21B012
- Dali
- F001A21D001
- F001A21D006
- F001A21D033
- F001A21D030
- F001A21D018
- F001A21D012

### 3000K

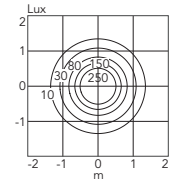
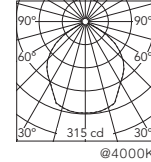
Non Dimmable

- F001A31A001
- F001A31A006
- F001A31A033
- F001A31A030
- F001A31A018
- F001A31A012
- 1-10V
- F001A31B001
- F001A31B006
- F001A31B033
- F001A31B030
- F001A31B018
- F001A31B012
- Dali
- F001A31D001
- F001A31D006
- F001A31D033
- F001A31D030
- F001A31D018
- F001A31D012

### 4000K

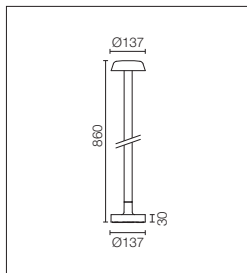
Non Dimmable

- F001A41A001
- F001A41A006
- F001A41A033
- F001A41A030
- F001A41A018
- F001A41A012
- 1-10V
- F001A41B001
- F001A41B006
- F001A41B033
- F001A41B030
- F001A41B018
- F001A41B012
- Dali
- F001A41D001
- F001A41D006
- F001A41D033
- F001A41D030
- F001A41D018
- F001A41D012



## Belvedere Clove 2

**Power Led:** 8,4W - 783 lm ≠ FIXT 631 lm - 2700K/CRI 80 - 220-240V / 8,4W - 816 lm ≠ FIXT 657 lm - 3000K/CRI 80 - 220-240V / 8,4W - 873 lm ≠ FIXT 703 lm - 4000K/CRI 80 - 220-240V



Alimentazione elettrica 220-240V inclusa. Pronto per l'installazione su superficie solida.  
Box per l'installazione a terra da ordinare separatamente.  
Include un sistema di giunzione IP68 H2O Stop anti-condensa a 2 vie 4 poli.  
Versione 110V a richiesta.

220-240V power supply included. Ready for installation on solid surface. Box for ground installation to be ordered separately.  
Included 2 way terminal block 4 poles IP68 H2O Stop.  
Version 110V upon request.

### 2700K

Non Dimmable

- F001B21A001
- F001B21A006
- F001B21A033
- F001B21A030
- F001B21A018
- F001B21A012
- 1-10V
- F001B21B001
- F001B21B006
- F001B21B033
- F001B21B030
- F001B21B018
- F001B21B012
- Dali
- F001B21D001
- F001B21D006
- F001B21D033
- F001B21D030
- F001B21D018
- F001B21D012

### 3000K

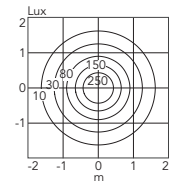
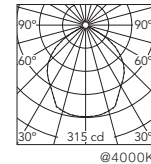
Non Dimmable

- F001B31A001
- F001B31A006
- F001B31A033
- F001B31A030
- F001B31A018
- F001B31A012
- 1-10V
- F001B31B001
- F001B31B006
- F001B31B033
- F001B31B030
- F001B31B018
- F001B31B012
- Dali
- F001B31D001
- F001B31D006
- F001B31D033
- F001B31D030
- F001B31D018
- F001B31D012

### 4000K

Non Dimmable

- F001B41A001
- F001B41A006
- F001B41A033
- F001B41A030
- F001B41A018
- F001B41A012
- 1-10V
- F001B41B001
- F001B41B006
- F001B41B033
- F001B41B030
- F001B41B018
- F001B41B012
- Dali
- F001B41D001
- F001B41D006
- F001B41D033
- F001B41D030
- F001B41D018
- F001B41D012

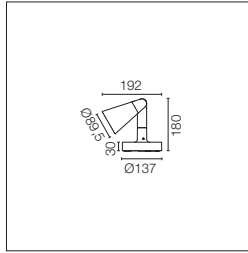


# Belvedere Spot F1

**Power Led:** 6W - 513 lm ≠ \*FIXT 425 lm - 2700K/CRI 80 - 220-240V / 6W - 530 lm ≠ \*FIXT 440 lm - 3000K/CRI 80 - 220-240V /

6W - 570 lm ≠ \*FIXT 473 lm - 4000K/CRI 80 - 220-240V

\*FIXT lm = Spot Optic



Alimentazione elettrica 220-240V inclusa. Pronto per l'installazione su superficie solida.

Box per l'installazione a terra da ordinare separatamente.

Include un sistema di giunzione IP68 H2O Stop. anti-condensa a 2 vie 4 poli.

Versione dimmerabile 24V disponibile su richiesta.

220-240V power supply included. Ready for installation on solid surface. Box for ground installation to be ordered separately.

Included 2 way terminal block 4 poles IP68 H2O Stop.

24V Dimmable version available on request.

## 2700K

Non Dimmable

- F001C21A001
- F001C21A006
- F001C21A033
- F001C21A030
- F001C21A018
- F001C21A012

## 3000K

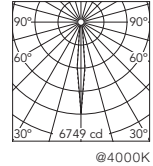
Non Dimmable

- F001C31A001
- F001C31A006
- F001C31A033
- F001C31A030
- F001C31A018
- F001C31A012

## 4000K

Non Dimmable

- F001C41A001
- F001C41A006
- F001C41A033
- F001C41A030
- F001C41A018
- F001C41A012



Beam Angle: 10°

	h(m)	E(lx)	D(m)
1	6749	0.17	
2	1687	0.34	
3	750	0.51	
4	422	0.68	
5	270	0.84	

## 2700K

Non Dimmable

- F001C22A001
- F001C22A006
- F001C22A033
- F001C22A030
- F001C22A018
- F001C22A012

## 3000K

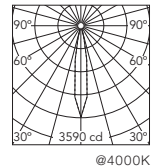
Non Dimmable

- F001C32A001
- F001C32A006
- F001C32A033
- F001C32A030
- F001C32A018
- F001C32A012

## 4000K

Non Dimmable

- F001C42A001
- F001C42A006
- F001C42A033
- F001C42A030
- F001C42A018
- F001C42A012



Beam Angle: 17°

	h(m)	E(lx)	D(m)
1	3590	0.29	
2	897	0.59	
3	399	0.88	
4	224	1.18	
5	144	1.47	

## 2700K

Non Dimmable

- F001C23A001
- F001C23A006
- F001C23A033
- F001C23A030
- F001C23A018
- F001C23A012

## 3000K

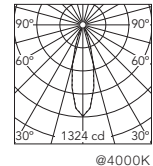
Non Dimmable

- F001C33A001
- F001C33A006
- F001C33A033
- F001C33A030
- F001C33A018
- F001C33A012

## 4000K

Non Dimmable

- F001C43A001
- F001C43A006
- F001C43A033
- F001C43A030
- F001C43A018
- F001C43A012



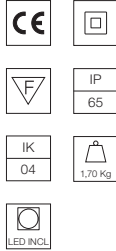
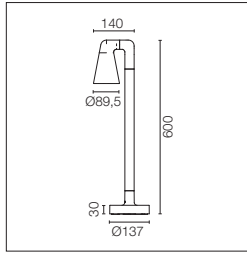
Beam Angle: 28°

	h(m)	E(lx)	D(m)
1	1324	0.50	
2	331	1.01	
3	147	1.51	
4	83	2.01	
5	53	2.51	

# Belvedere Spot F2

**Power Led:** 6W - 513 lm ≠ \*FIXT 425 lm - 2700K/CRI 80 - 220-240V / 6W - 530 lm ≠ \*FIXT 440 lm - 3000K/CRI 80 - 220-240V / 6W - 570 lm ≠ \*FIXT 473 lm - 4000K/CRI 80 - 220-240V

\*FIXT lm = Spot Optic



Alimentazione elettrica 220-240V inclusa. Pronto per l'installazione su superficie solida.  
 Box per l'installazione a terra da ordinare separatamente.  
 Include un sistema di giunzioni IP68 H2O Stop anti-condensa a 2 vie 4 poli.  
 Versione 110V a richiesta.

220-240V power supply included. Ready for installation on solid surface. Box for ground installation to be ordered separately.  
 Included 2 way terminal block 4 poles IP68 H2O Stop.  
 Version 110V upon request.

## 2700K

Non Dimmable

- F001D21A001
- F001D21A006
- F001D21A033
- F001D21A030
- F001D21A018
- F001D21A012
- 1-10V
- F001D21B001
- F001D21B006
- F001D21B033
- F001D21B030
- F001D21B018
- F001D21B012

## 3000K

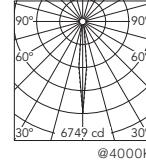
Non Dimmable

- F001D31A001
- F001D31A006
- F001D31A033
- F001D31A030
- F001D31A018
- F001D31A012
- 1-10V
- F001D31B001
- F001D31B006
- F001D31B033
- F001D31B030
- F001D31B018
- F001D31B012

## 4000K

Non Dimmable

- F001D41A001
- F001D41A006
- F001D41A033
- F001D41A030
- F001D41A018
- F001D41A012
- 1-10V
- F001D41B001
- F001D41B006
- F001D41B033
- F001D41B030
- F001D41B018
- F001D41B012



Beam Angle: 10°

h(m)	E(lx)	D(m)
1	6749	0.17
2	1687	0.34
3	750	0.51
4	422	0.68
5	270	0.84

@4000K

## 2700K

Non Dimmable

- F001D22A001
- F001D22A006
- F001D22A033
- F001D22A030
- F001D22A018
- F001D22A012
- 1-10V
- F001D22B001
- F001D22B006
- F001D22B033
- F001D22B030
- F001D22B018
- F001D22B012

## 3000K

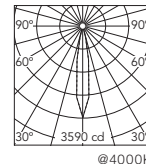
Non Dimmable

- F001D32A001
- F001D32A006
- F001D32A033
- F001D32A030
- F001D32A018
- F001D32A012
- 1-10V
- F001D32B001
- F001D32B006
- F001D32B033
- F001D32B030
- F001D32B018
- F001D32B012

## 4000K

Non Dimmable

- F001D42A001
- F001D42A006
- F001D42A033
- F001D42A030
- F001D42A018
- F001D42A012
- 1-10V
- F001D42B001
- F001D42B006
- F001D42B033
- F001D42B030
- F001D42B018
- F001D42B012



Beam Angle: 17°

h(m)	E(lx)	D(m)
1	3590	0.29
2	897	0.59
3	399	0.88
4	224	1.18
5	144	1.47

@4000K

## 2700K

Non Dimmable

- F001D23A001
- F001D23A006
- F001D23A033
- F001D23A030
- F001D23A018
- F001D23A012
- 1-10V
- F001D23B001
- F001D23B006
- F001D23B033
- F001D23B030
- F001D23B018
- F001D23B012

## 3000K

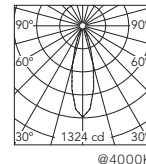
Non Dimmable

- F001D33A001
- F001D33A006
- F001D33A033
- F001D33A030
- F001D33A018
- F001D33A012
- 1-10V
- F001D33B001
- F001D33B006
- F001D33B033
- F001D33B030
- F001D33B018
- F001D33B012

## 4000K

Non Dimmable

- F001D43A001
- F001D43A006
- F001D43A033
- F001D43A030
- F001D43A018
- F001D43A012
- 1-10V
- F001D43B001
- F001D43B006
- F001D43B033
- F001D43B030
- F001D43B018
- F001D43B012



Beam Angle: 28°

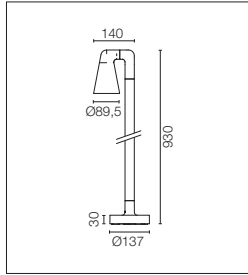
h(m)	E(lx)	D(m)
1	1324	0.50
2	331	1.01
3	147	1.51
4	83	2.01
5	53	2.51

@4000K

Power Led: 6W - 513 lm ≠ \*FIXT 425 lm - 2700K/CRI 80 - 220-240V / 6W - 530 lm ≠ \*FIXT 440 lm - 3000K/CRI 80 - 220-240V /

6W - 570 lm ≠ \*FIXT 473 lm - 4000K/CRI 80 - 220-240V

\*FIXT lm = Spot Optic



Alimentazione elettrica 220-240V inclusa. Pronto per l'installazione su superficie solida.  
 Box per l'installazione a terra da ordinare separatamente.  
 Include un sistema di giunzione IP68 H2O Stop anti-condensa a 2 vie 4 poli.  
 Versione 110V a richiesta.

220-240V power supply included. Ready for installation on solid surface. Box for ground installation to be ordered separately. Included 2 way terminal block 4 poles IP68 H2O Stop. Version 110V upon request.

**2700K**

Non Dimmable

- F001E21A001
  - F001E21A006
  - F001E21A033
  - F001E21A030
  - F001E21A018
  - F001E21A012
- 1-10V
- F001E21B001
  - F001E21B006
  - F001E21B033
  - F001E21B030
  - F001E21B018
  - F001E21B012

Dali

- F001E21D001
- F001E21D006
- F001E21D033
- F001E21D030
- F001E21D018
- F001E21D012

**3000K**

Non Dimmable

- F001E31A001
  - F001E31A006
  - F001E31A033
  - F001E31A030
  - F001E31A018
  - F001E31A012
- 1-10V
- F001E31B001
  - F001E31B006
  - F001E31B033
  - F001E31B030
  - F001E31B018
  - F001E31B012

Dali

- F001E31D001
- F001E31D006
- F001E31D033
- F001E31D030
- F001E31D018
- F001E31D012

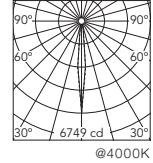
**4000K**

Non Dimmable

- F001E41A001
  - F001E41A006
  - F001E41A033
  - F001E41A030
  - F001E41A018
  - F001E41A012
- 1-10V
- F001E41B001
  - F001E41B006
  - F001E41B033
  - F001E41B030
  - F001E41B018
  - F001E41B012

Dali

- F001E41D001
- F001E41D006
- F001E41D033
- F001E41D030
- F001E41D018
- F001E41D012



Beam Angle: 10°

h(m)	E(lx)	D(m)
1	6749	0.17
2	1687	0.34
3	750	0.51
4	422	0.68
5	270	0.84

@4000K

**2700K**

Non Dimmable

- F001E22A001
  - F001E22A006
  - F001E22A033
  - F001E22A030
  - F001E22A018
  - F001E22A012
- 1-10V
- F001E22B001
  - F001E22B006
  - F001E22B033
  - F001E22B030
  - F001E22B018
  - F001E22B012

Dali

- F001E22D001
- F001E22D006
- F001E22D033
- F001E22D030
- F001E22D018
- F001E22D012

**3000K**

Non Dimmable

- F001E32A001
  - F001E32A006
  - F001E32A033
  - F001E32A030
  - F001E32A018
  - F001E32A012
- 1-10V
- F001E32B001
  - F001E32B006
  - F001E32B033
  - F001E32B030
  - F001E32B018
  - F001E32B012

Dali

- F001E32D001
- F001E32D006
- F001E32D033
- F001E32D030
- F001E32D018
- F001E32D012

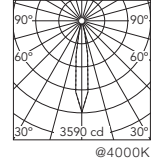
**4000K**

Non Dimmable

- F001E42A001
  - F001E42A006
  - F001E42A033
  - F001E42A030
  - F001E42A018
  - F001E42A012
- 1-10V
- F001E42B001
  - F001E42B006
  - F001E42B033
  - F001E42B030
  - F001E42B018
  - F001E42B012

Dali

- F001E42D001
- F001E42D006
- F001E42D033
- F001E42D030
- F001E42D018
- F001E42D012



Beam Angle: 17°

h(m)	E(lx)	D(m)
1	3590	0.29
2	897	0.59
3	399	0.88
4	224	1.18
5	144	1.47

@4000K

**2700K**

Non Dimmable

- F001E23A001
  - F001E23A006
  - F001E23A033
  - F001E23A030
  - F001E23A018
  - F001E23A012
- 1-10V
- F001E23B001
  - F001E23B006
  - F001E23B033
  - F001E23B030
  - F001E23B018
  - F001E23B012

Dali

- F001E23D001
- F001E23D006
- F001E23D033
- F001E23D030
- F001E23D018
- F001E23D012

**3000K**

Non Dimmable

- F001E33A001
  - F001E33A006
  - F001E33A033
  - F001E33A030
  - F001E33A018
  - F001E33A012
- 1-10V
- F001E33B001
  - F001E33B006
  - F001E33B033
  - F001E33B030
  - F001E33B018
  - F001E33B012

Dali

- F001E33D001
- F001E33D006
- F001E33D033
- F001E33D030
- F001E33D018
- F001E33D012

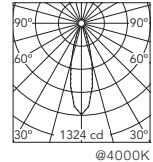
**4000K**

Non Dimmable

- F001E43A001
  - F001E43A006
  - F001E43A033
  - F001E43A030
  - F001E43A018
  - F001E43A012
- 1-10V
- F001E43B001
  - F001E43B006
  - F001E43B033
  - F001E43B030
  - F001E43B018
  - F001E43B012

Dali

- F001E43D001
- F001E43D006
- F001E43D033
- F001E43D030
- F001E43D018
- F001E43D012



Beam Angle: 28°

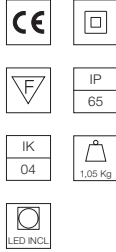
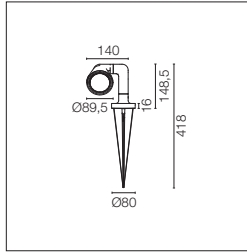
h(m)	E(lx)	D(m)
1	1324	0.50
2	331	1.01
3	147	1.51
4	83	2.01
5	53	2.51

@4000K

## Belvedere Spot Pick

**Power Led:** 6W - 513 lm ≠ \*FIXT 425 lm - 2700K/CRI 80 - 220-240V / 6W - 530 lm ≠ \*FIXT 440 lm - 3000K/CRI 80 - 220-240V /  
6W - 570 lm ≠ \*FIXT 473 lm - 4000K/CRI 80 - 220-240V

\*FIXT lm = Spot Optic



Alimentazione elettrica 220-240V inclusa. Include un sistema di giunzione IP68 H2O Stop anti-condensa a 2 vie 4 poli. Versione dimmerabile 24V disponibile su richiesta. Versione 110V a richiesta.

220-240V power supply included. Included 2 way terminal block 4 poles IP68 H2O Stop. 24V Dimmable version available on request. Version 110V upon request.

### 2700K

Non Dimmable

- F001F21A001
- F001F21A006
- F001F21A033
- F001F21A030
- F001F21A018
- F001F21A012

### 3000K

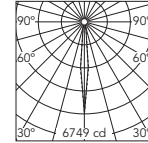
Non Dimmable

- F001F31A001
- F001F31A006
- F001F31A033
- F001F31A030
- F001F31A018
- F001F31A012

### 4000K

Non Dimmable

- F001F41A001
- F001F41A006
- F001F41A033
- F001F41A030
- F001F41A018
- F001F41A012



Beam Angle: 10°

h(m)	E(lx)	D(m)
1	6749	0.17
2	1687	0.34
3	750	0.51
4	422	0.68
5	270	0.84

@4000K

### 2700K

Non Dimmable

- F001F22A001
- F001F22A006
- F001F22A033
- F001F22A030
- F001F22A018
- F001F22A012

### 3000K

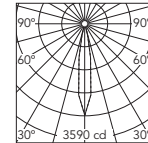
Non Dimmable

- F001F32A001
- F001F32A006
- F001F32A033
- F001F32A030
- F001F32A018
- F001F32A012

### 4000K

Non Dimmable

- F001F42A001
- F001F42A006
- F001F42A033
- F001F42A030
- F001F42A018
- F001F42A012



Beam Angle: 17°

h(m)	E(lx)	D(m)
1	3590	0.29
2	897	0.59
3	399	0.88
4	224	1.18
5	144	1.47

@4000K

### 2700K

Non Dimmable

- F001F23A001
- F001F23A006
- F001F23A033
- F001F23A030
- F001F23A018
- F001F23A012

### 3000K

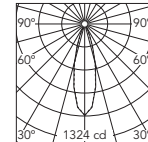
Non Dimmable

- F001F33A001
- F001F33A006
- F001F33A033
- F001F33A030
- F001F33A018
- F001F33A012

### 4000K

Non Dimmable

- F001F43A001
- F001F43A006
- F001F43A033
- F001F43A030
- F001F43A018
- F001F43A012



Beam Angle: 28°

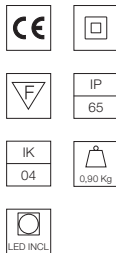
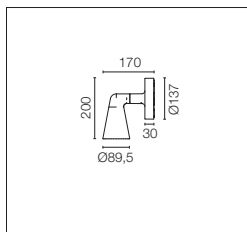
h(m)	E(lx)	D(m)
1	1324	0.50
2	331	1.01
3	147	1.51
4	83	2.01
5	53	2.51

@4000K

## Belvedere Spot Wall

**Power Led:** 6W - 513 lm ≠ \*FIXT 425 lm - 2700K/CRI 80 - 220-240V / 6W - 530 lm ≠ \*FIXT 440 lm - 3000K/CRI 80 - 220-240V /  
6W - 570 lm ≠ \*FIXT 473 lm - 4000K/CRI 80 - 220-240V

\*FIXT lm = Spot Optic



Attacco a parete. Alimentazione elettrica 220-240V inclusa. Include un sistema di giunzione IP68 H2O Stop anti-condensa a 2 vie 4 poli. Versione dimmerabile 24V disponibile su richiesta.

Direct wall installation. 220-240V power supply included. Included 2 way terminal block 4 poles IP68 H2O Stop. 24V Dimmable version available on request.

### 2700K

Non Dimmable

- F001G21A001
- F001G21A006
- F001G21A033
- F001G21A030
- F001G21A018
- F001G21A012

### 3000K

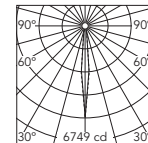
Non Dimmable

- F001G31A001
- F001G31A006
- F001G31A033
- F001G31A030
- F001G31A018
- F001G31A012

### 4000K

Non Dimmable

- F001G41A001
- F001G41A006
- F001G41A033
- F001G41A030
- F001G41A018
- F001G41A012



Beam Angle: 10°

h(m)	E(lx)	D(m)
1	6749	0.17
2	1687	0.34
3	750	0.51
4	422	0.68
5	270	0.84

@4000K

### 2700K

Non Dimmable

- F001G22A001
- F001G22A006
- F001G22A033
- F001G22A030
- F001G22A018
- F001G22A012

### 3000K

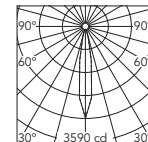
Non Dimmable

- F001G32A001
- F001G32A006
- F001G32A033
- F001G32A030
- F001G32A018
- F001G32A012

### 4000K

Non Dimmable

- F001G42A001
- F001G42A006
- F001G42A033
- F001G42A030
- F001G42A018
- F001G42A012



Beam Angle: 17°

h(m)	E(lx)	D(m)
1	3590	0.29
2	897	0.59
3	399	0.88
4	224	1.18
5	144	1.47

@4000K

### 2700K

Non Dimmable

- F001G23A001
- F001G23A006
- F001G23A033
- F001G23A030
- F001G23A018
- F001G23A012

### 3000K

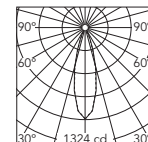
Non Dimmable

- F001G33A001
- F001G33A006
- F001G33A033
- F001G33A030
- F001G33A018
- F001G33A012

### 4000K

Non Dimmable

- F001G43A001
- F001G43A006
- F001G43A033
- F001G43A030
- F001G43A018
- F001G43A012



Beam Angle: 28°

h(m)	E(lx)	D(m)
1	1324	0.50
2	331	1.01
3	147	1.51
4	83	2.01
5	53	2.51

@4000K

## Belvedere: Accessori / Accessories

Cassaforma per l'installazione a terra.	Box for ground installation.	Belvedere Spot / Clove F001Z020000	
Visiera spot.	Spot visor.	Belvedere Spot F001Z010000	
Visiera spot con "honeycomb".	Spot visor with honeycomb.	Belvedere Spot F001Z030000	
Visiera spot con "flood".	Spot visor with flood lens.	Belvedere Spot F001Z040000	
Dispositivo di protezione per il sovraccarico. 275 Vac. Corrente massima di scarica 10KA (8/29us). Massima corrente operativa 5A. Adatto per la connessione in serie. IP66.	Surge protection device. 275Vac. Maximum discharge current 10KA (8/20us). Maximum operating current 5A. Suitable for series connection. IP66.	Belvedere Spot / Clove / Wall F990E00A000	 

Designed by Tim Derhaag







Colori / Colours

---

45



30 Nero  
30 Black



54 Alluminio Anodizzato  
54 Anodized Aluminium

Famiglia di apparecchi di illuminazione da esterno con testa orientabile in tre posizioni, 0°, 45° e 90°.

Sorgente luminosa power LED.

Corpo, testa e fondello in lega di alluminio 6010 anti-corodal estrusa con protezione fosfocromata anticorrosione.

Riflettori in alluminio 46100 pressofuso con finitura superficiale ottenuta mediante procedimento di alluminizzazione sotto vuoto.

Diffusori disponibili in bianco opaco o finitura trasparente per rispondere ad esigenze di elevata efficienza.

I materiali plastici utilizzati (PC o APEC) sono stampati ad iniezione e stabilizzati UV.

Il giunto meccanico è dotato di due flangie in lega di alluminio 46100 pressofuse con protezione anticorrosione in alodina gialla, due elementi a frizione rispettivamente in resina acetale stampata ad iniezione (POM) e lana di vetro 30% nylon.

Accessori in elastomeri di silicone. Le viti esterne esposte ad eventi meteorologici sono realizzate in acciaio inossidabile (AISI 316). Gli accessori includono schermi antiabbagliamento in Zamak 12 pressofuso con protezione anticorrosione in alodina gialla e finitura in polvere epossidica di colore nero opaco, i quali modificano l'angolo di uscita del raggio di luce per non arrecare disturbo alla vista.

È possibile bloccare la testa di ciascun apparecchio nella posizione scelta.

Si raccomanda l'uso di un sistema di connessione con un grado di protezione maggiore o uguale al grado di protezione dell'apparecchio.

Durante il montaggio e la manutenzione degli apparecchi bisogna prestare particolare attenzione a non danneggiare la verniciatura a polvere.

Un danno combinato all'azione dell'acqua potrebbe provocarne la corrosione.

I prodotti chimici danneggiano la protezione anticorrosione.

Gli apparecchi a LED, possono evidenziare guasti riconducibili a sollecitazioni di natura elettrica che interessano i relativi isolamenti con innesco di scariche elettriche distruttive.

Queste sollecitazioni possono derivare da:

- sovratensioni provenienti dalla rete elettrica di alimentazione dell'impianto/apparecchi.
- sovratensioni di origine elettrostatica (ESD) provenienti dall'ambiente.

Consigliamo l'installazione di un dispositivo di protezione dalle sovratensioni sull'impianto elettrico che attenua l'intensità di alcuni di questi fenomeni proteggendo gli apparecchi da danni irreversibili. La scelta del dispositivo più idoneo va tarata in base alle caratteristiche dell'impianto.

Family of outdoor luminaires with adjustable head in three positions, 0°, 45° and 90°. LED power light source power.

Body, head and base are extruded anticorodal 6010 aluminum alloy with phospho-chromated protection against corrosion. Reflectors in die-cast 46100 aluminum with a surface finish obtained by means of a vacuum aluminization process.

The diffusers are available in opal white or in transparent finish whenever high efficiency is required.

The plastic materials used (PC or APEC) are injection-molded and UV-stabilized.

The mechanical joint has two die-cast 46100 aluminum alloy flanges with yellow alodine non-corrosive protection, two friction elements made respectively of injection-molded acetal resin (POM) and 30% nylon glass wool.

Silicone elastomer fittings. The external screws, which are exposed to weather conditions, are in stainless steel (AISI 316). Accessories include anti-glare screens in diecast Zamak 12 with non-corrosive yellow alodine protection and matte black epoxy powdercoat finish, which modify the angle at which the beam of light leaves the luminaire for enhanced visual comfort.

The head of each luminaire can be locked at the chosen position.

We recommend using a connection system with a degree of protection greater than or equal to the degree of protection of the luminaire.

During the installation and the maintenance of the fixtures it is important to be careful and avoid damages on the paint coating.

Damages on the coating exposed to outdoor conditions or water, could cause corrosion.

Chemical substances affect the anticorrosion covering protection.

For LED fixtures, there is evidence that most of the damages are connected to electrical effects related to the insulations, which cause destructive electrical discharges

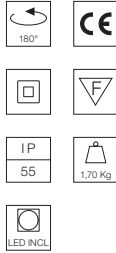
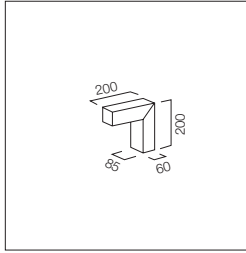
These effects are frequently caused by:

- over voltage coming from the mains' network where fixture is connected.
- electrostatic discharge (ESD) coming from the environment.

The use of a protective device against the over-voltage on the electrical installation is warmly suggest this helps to reduce the intensity of some of these phenomenon and prevent irreversible damages. The selection of the type of device to be used must be adjust on the electrical plant.

## 45 Adj Led 1

Power Led: 9W - 540 lm - 3000K/CRI 80

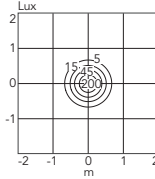
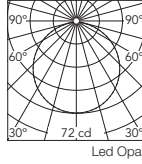


Completare con diffusori obbligatori.

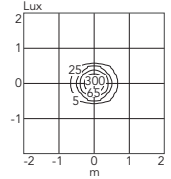
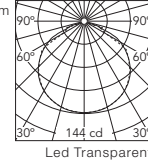
To be completed with the required diffusers.

- F0070030
- F0070054

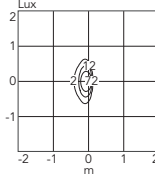
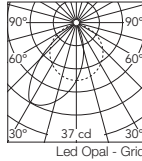
540 lm = FIXT 207 lm



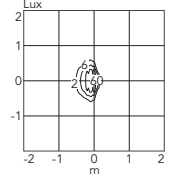
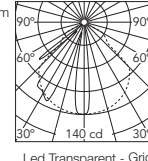
540 lm = FIXT 404 lm



540 lm = FIXT 64 lm

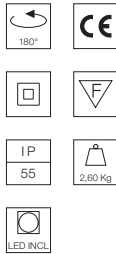
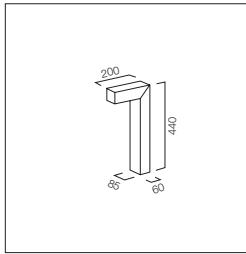


540 lm = FIXT 125 lm



## 45 Adj Led 2

Power Led: 9W - 540 lm - 3000K/CRI 80

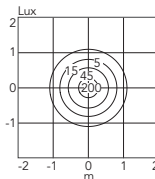
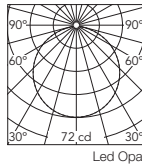


Completare con diffusori obbligatori.

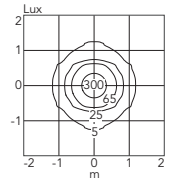
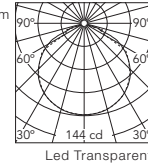
To be completed with the required diffusers.

- F0071030
- F0071054

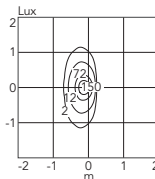
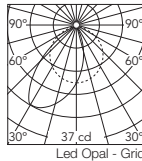
540 lm = FIXT 207 lm



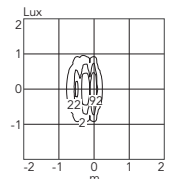
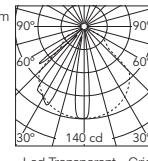
540 lm = FIXT 404 lm



540 lm = FIXT 64 lm

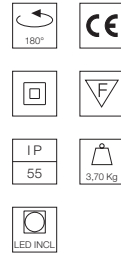
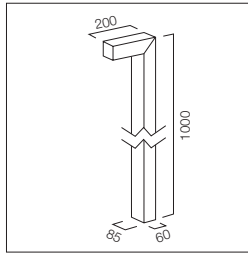


540 lm = FIXT 125 lm



# 45 Adj Led 3

Power Led: 9W - 540 lm - 3000K/CRI 80

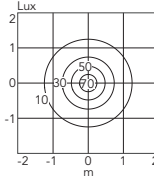
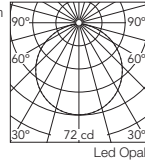


Completare con diffusori obbligatori.

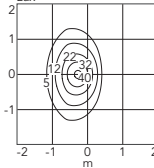
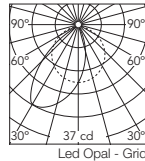
To be completed with the required diffusers.

- F0072030
- F0072054

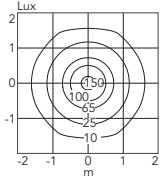
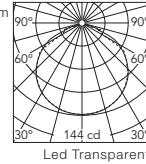
540 lm = FIXT 207 lm



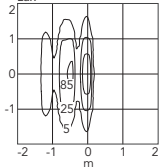
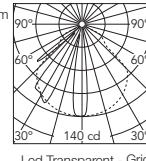
540 lm = FIXT 64 lm




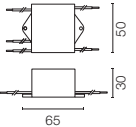
540 lm = FIXT 404 lm



540 lm = FIXT 125 lm




## Accessori / Accessories

Diffusore ad alto comfort (opale).	High comfort diffuser (opal).	F0074071	
Diffusore ad alto rendimento (trasparente).	High performance diffuser (transparent).	F0074000	
Griglia anti-abbagliamento.	Low glare grid.	F0056030	
Palo da interrare.	Pole to be placed in the ground.	F0057000	
Flangia da cementare.	Flange to be cemented.	F0058000	
Dispositivo di protezione per il sovraccarico. 275 Vac. Corrente massima di scarica 10KA (8/29us). Massima corrente operativa 5A. Adatto per la connessione in serie. IP66.	Surge protection device. 275Vac. Maximum discharge current 10KA (8/20us). Maximum operating current 5A. Suitable for series connection. IP66.	F990E00A000	 


Designed by Michael Anastassiades

**IC F Outdoor**  
**Captain Flint Outdoor**



## Famiglia / Family

IC F Outdoor



Captain Flint Outdoor



## Colori / Colours

### Captain Flint Outdoor



30 Nero/Lava Nera  
30 Black/Black Lava



18 Deep Brown/Travertino Imperiale  
18 Deep Brown/Travertino Imperiale



59 Finitura Ottone/Lava Grigio  
59 Brass Finish/Grey Lava



05 Acciaio Inox Spazzolato/  
Occhio di Pernice  
05 Brushed Stainless Steel/  
Occhio di Pernice



37 Burgundy Red/Lava Nera  
37 Burgundy Red/Black Lava

### **IC F Outdoor**

Apparecchio di illuminazione da parete-plafone a luce diffusa per uso esterno disponibile in due dimensioni. Telaio in acciaio inox spazzolato, in finitura ottone spazzolato o verniciato colore nero opaco o rosso burgundy. Le parti strutturali dell'apparecchio vengono trattate con procedimento di conversione chimica al fine di ottenere una efficiente resistenza agli agenti atmosferici. Durante il montaggio e la manutenzione degli apparecchi bisogna prestare particolare attenzione a non danneggiare la verniciatura a polvere. Diffusore opalino in vetro soffiato bianco latte lucido. L'apparecchio è fornito completo con guarnizione per la connessione a tenuta IP. Sorgente luminosa esclusa attacco E14/E27.

### **Captain Flint Outdoor**

Apparecchio di illuminazione da terra a luce direzionale per uso esterno. Telaio e cono in acciaio inox spazzolato, verniciato o finiture ottone spazzolato; base in marmo in diverse finiture. Disponibile in quattro combinazioni standard: acciaio verniciato nero/lava nera, acciaio verniciato deep brown/travertino imperiale, ottone satinato/lava grigia, acciaio inox satinato/occhio di pernice. Le parti strutturali dell'apparecchio vengono trattate con procedimento di conversione chimica al fine di ottenere una efficiente resistenza agli agenti atmosferici. Diffusore in policarbonato opalino anti-UV fotoinciso stampato ad iniezione. Sorgente luminosa a LED inclusa. Cavo adatto per outdoor 5 metri di lunghezza con spina Schuko IP44. Interruttore dimmer a pedale retroilluminato IP65 lungo il cavo che garantisce le funzioni ON/OFF e regolazione del flusso luminoso 30-100%.

### **IC F Outdoor**

Wall- or ceiling-mounted light fitting with diffuse light for exterior use available in two sizes. Frame in brushed stainless steel, brushed brass finish or painted opaque black or burgundy. The structure of the fitting is treated with a chemical conversion process for effective resistance to atmospheric agents. Special attention is recommended during installation and maintenance to prevent damage to the powder coating. Opalescent diffuser in shiny white translucent blown glass. The light comes with seals for IP-rated connection. Light source with E14/E27 connection not included.

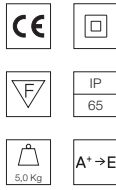
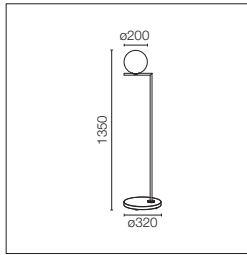
### **Captain Flint Outdoor**

Multi-directional floor lamp for exterior use. Structure and cone in painted brushed stainless steel or brushed brass finish; marble base in various colours. Available in four standard combinations: black/black lava painted steel, deep brown/travertino imperiale, satinized brass/grey lava, satinized stainless steel/occhio di pernice. The structural parts are chemically treated for protection against atmospheric elements. Diffuser in opalescent UV-resistant photoengraved injection-moulded polycarbonate. LED bulb included. 5-m cable with Schuko IP44 plug suitable for outdoor use. Backlit floor dimmer switch on the IP65 cable enables ON/OFF function and brightness regulation 30-100%.



## IC F1 Outdoor

LED: max 8W - E14 - 220-240V



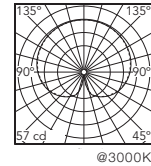
Sorgente luminosa esclusa.  
Cavo adatto per outdoor 5 metri di lunghezza con spina Schuko IP44.  
Interruttore dimmer a pedale retroilluminato IP65 lungo il cavo che garantisce le funzioni ON/OFF e regolazione del flusso luminoso 30-100% (con lampadina a LED Dimmerabile).

Bulb not included.  
5-m cable with Schuko IP44 plug suitable for outdoor use.  
Backlit floor dimmer switch on the IP65 cable enables ON/OFF function and brightness regulation 30-100% (with dimmable LED bulb).

- F012A04C005
- F012A03C059
- F012A01C018
- F012A02C030
- F012A02C037

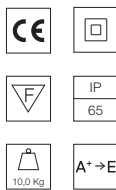
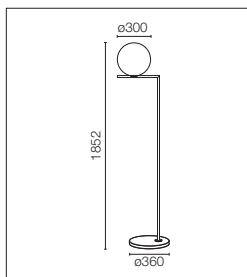
### Accessori / Accessories

- 1 x LED 8W E14 800lm 3000K cod. RF26565 [e] DIMMER
- 1 x LED 8W E14 700lm 2700K cod. RF26767 [e] DIMMER



## IC F2 Outdoor

LED: max 15W - E27 - 220-240V



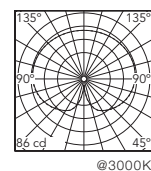
Sorgente luminosa esclusa.  
Cavo adatto per outdoor 5 metri di lunghezza con spina Schuko IP44.  
Interruttore dimmer a pedale retroilluminato IP65 lungo il cavo che garantisce le funzioni ON/OFF e regolazione del flusso luminoso 30-100% (con lampadina a LED Dimmerabile).

Bulb not included.  
5-m cable with Schuko IP44 plug suitable for outdoor use.  
Backlit floor dimmer switch on the IP65 cable enables ON/OFF function and brightness regulation 30-100% (with dimmable LED bulb).

- F012B04C005
- F012B03C059
- F012B01C018
- F012B02C030
- F012B02C037

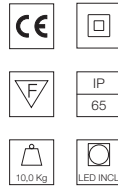
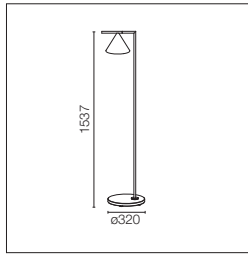
### Accessori / Accessories

- 1 x LED 15W E27 2000lm 2700K cod. RF28665 [e] DIMMER
- 1 x LED 15W E27 2000lm 3000K cod. RF28666 [e] DIMMER



## Captain Flint Outdoor

**COB LED:** 13W - 100-240V - 557 lm - 2700K/CRI>80



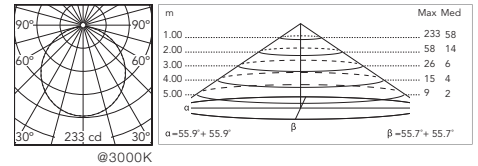
Sorgente luminosa a LED inclusa.  
Cavo adatto per outdoor 5 metri di lunghezza con spina Schuko IP44.  
Interruttore dimmer a pedale retroilluminato IP65 lungo il cavo che garantisce le funzioni ON/OFF e regolazione del flusso luminoso 30-100%.

LED bulb included.  
5-m cable with Schuko IP44 plug suitable for outdoor use.  
Backlit floor dimmer switch on the IP65 cable enables ON/OFF function and brightness regulation 30-100%.

Casambi function on demand.

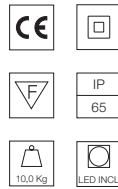
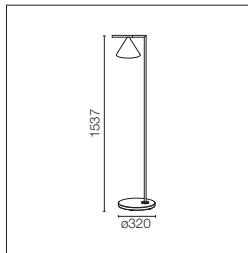
Funzione Casambi a richiesta.

- F011A24F005
- F011A23F059
- F011A21F018
- F011A22F030
- F011A22F037



## Captain Flint Outdoor

**COB LED:** 13W - 100-240V - 598 lm - 3000K/CRI>80



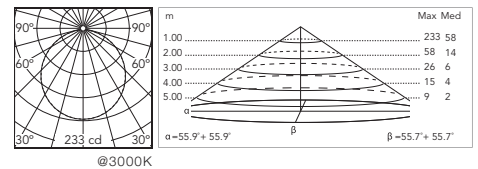
Sorgente luminosa a LED inclusa.  
Cavo adatto per outdoor 5 metri di lunghezza con spina Schuko IP44.  
Interruttore dimmer a pedale retroilluminato IP65 lungo il cavo che garantisce le funzioni ON/OFF e regolazione del flusso luminoso 30-100%.

LED bulb included.  
5-m cable with Schuko IP44 plug suitable for outdoor use.  
Backlit floor dimmer switch on the IP65 cable enables ON/OFF function and brightness regulation 30-100%.

Casambi function on demand.


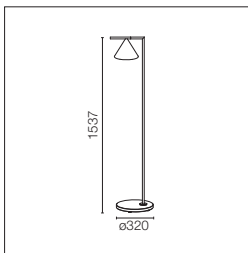
Funzione Casambi a richiesta.

- F011A34F005
- F011A33F059
- F011A31F018
- F011A32F030
- F011A32F037



## Captain Flint Outdoor

**COB LED:** 13W - 100-240V - 644 lm - 4000K/CRI>80



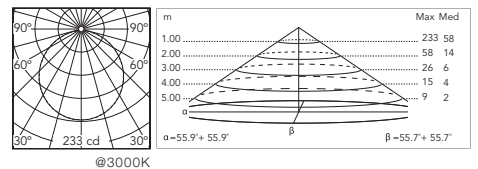
Sorgente luminosa a LED inclusa.  
Cavo adatto per outdoor 5 metri di lunghezza con spina Schuko IP44.  
Interruttore dimmer a pedale retroilluminato IP65 lungo il cavo che garantisce le funzioni ON/OFF e regolazione del flusso luminoso 30-100%.

LED bulb included.  
5-m cable with Schuko IP44 plug suitable for outdoor use.  
Backlit floor dimmer switch on the IP65 cable enables ON/OFF function and brightness regulation 30-100%.

Casambi function on demand.

Funzione Casambi a richiesta.

- F011A44F005
- F011A43F059
- F011A41F018
- F011A42F030
- F011A42F037





# Lighting in the Rain

Designed by Philippe Starck



## Famiglia / Family


---




## Colori / Colours

---

### Lighting in the Rain



22 Panama  
22 Panama



41 Green Wall  
41 Green Wall

**KTribe F3 Outdoor**

Lampada da terra a luce diffusa per uso esterno. Base e supporto asta in alluminio pressofuso, asta in alluminio estruso. Le parti strutturali dell'apparecchio vengono trattate con procedimento di conversione chimica al fine di una efficiente resistenza agli agenti atmosferici. Finitura cromo. Diffusore interno e supporto portalampada in policarbonato stampato ad iniezione. Diffusore esterno ottenuto mediante intrecci di tubolari di PVC colorato, telaio interno in barre di alluminio e verniciato poliestere. Contrappeso in acciaio trattato mediante procedimento di cataforesi, sempre per garantire una efficiente resistenza agli agenti atmosferici. Cover diffusore esterno in alluminio pressofuso verniciato.

**Romeo C3 Outdoor**

Apparecchio di illuminazione da esterno per installazioni a plafone, a luce diretta e diffusa. Diffusore esterno ottenuto mediante intrecci di tubolari di PVC colorato, su telaio interno in tubolare di alluminio verniciato poliestere. Diffusore interno in policarbonato termoformato sottovuoto di colore opal e rimovibile dall'utente, senza l'uso di attrezzi per la sostituzione della lampada. Supporto diffusore in lega di alluminio pressofuso, anodizzato e verniciato di colore grigio a liquido. Attacco a plafone in lega di alluminio pressofusa con finitura brillantata. Rosone di copertura in policarbonato (PC) stampato ad iniezione. Stelo in acciaio INOX lega 316L – lucidato. Al fine di una efficiente resistenza agli agenti atmosferici, tutti i particolari verniciati vengono trattati con procedimento di conversione chimica anticorrosione.

**Superarchimoon Outdoor**

Lampada da terra per esterni a luce diretta e diffusa. Diffusore esterno ottenuto mediante intrecci di tubolari di PVC colorato, su telaio interno in tubolare di alluminio verniciato poliestere. Diffusore interno in policarbonato opale stampato ad iniezione. Le parti strutturali dell'apparecchio (sostegno base, supporto diffusori, bracci, forcelle, leve e tiranti) vengono trattate con procedimento di conversione chimica al fine di una efficiente resistenza agli agenti atmosferici. Il corpo è verniciato di colore grigio. Le molle e le principali componenti meccaniche dell'apparecchio sono realizzate in materiali specifici sempre per una efficiente resistenza agli agenti atmosferici. L'apparecchio non prevede alcun sistema per le funzioni ON/OFF e la regolazione del flusso luminoso ma presenta un cavo di alimentazione bipolare trasparente di lunghezza utile 10 metri. L'apparecchio è dotato inoltre di scatola di derivazione per un cablaggio adatto alle applicazioni per esterno.

Si raccomanda l'uso di un sistema di connessione con un grado di protezione maggiore o uguale al grado di protezione dell'apparecchio.

**KTribe F3 Outdoor**

Floor lamp emitting diffused light for outdoor use. Die-cast aluminum base and pole support. Chemical conversion treatment of the structural parts to enhance their resistance to atmospheric agents. Chrome finish. Injection-molded polycarbonate internal diffuser and bulb-holder. External diffuser made from braided colored PVC tubes and inner frame from polyester-painted aluminum tubes. Steel cathaphoresis treated counterweight for effective weather resistance. Painted die-cast aluminum external diffuser cover.

**Romeo C3 Outdoor**

Suspension luminaire for outdoor use providing direct and diffused light. External diffuser obtained from braided colored PVC tubes, internal frame in polyester-painted aluminum tubes. Inner diffuser in opal-colored, vacuum-formed polycarbonate which is removable for bulb change without the use of tools. Diffuser support in anodized die-cast aluminum alloy, liquid grey painted. Die-cast aluminum alloy ceiling fitting with polished finish. Injection-molded polycarbonate (PC) cover rose. 316L stainless steel pole – polished. In order to obtain good weather resistance, all the painted details have undergone a chemical conversion treatment for enhanced corrosion resistance.

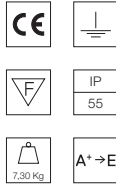
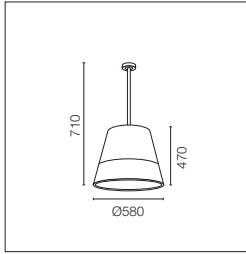
**Superarchimoon Outdoor**

Floor lamp for outdoor use providing direct and diffused light. External diffuser obtained from braided colored PVC tubes, internal frame in polyester-painted aluminum tubular. Internal diffuser in injection-molded opal polycarbonate. The structural parts of the luminaire (base support, diffusers support, arms, brackets, levers and tie rods) have been treated with a chemical conversion for enhanced weather resistance. The body is painted in grey. Springs and main mechanical components are also made with special materials for good weather resistance. The luminaire has no ON/OFF switch or luminous flux adjustment, but has a 10 mt transparent bipolar feeding cord. The luminaire also is equipped with a junction box suitable for outdoor applications.

We recommend using a connection system with a higher or equal protection degree than the one of the luminaire.

## Romeo Outdoor C3 Pvc 710 mm

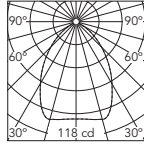
HSGS E27: 1x250W or 1 LED: 21W - 2450 lm - 3000K



Sorgente luminosa esclusa.

Light source not included.

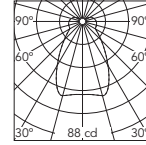
- F6468022
- F6468041



Beam Angle: 78°

h(m)	E(lx)	D(m)
1	118	1.63
2	30	3.26
3	13	4.89
4	7	6.53
5	5	8.16

Panama



Beam Angle: 74°

h(m)	E(lx)	D(m)
1	88	1.50
2	22	3.01
3	10	4.51
4	6	6.02
5	4	7.52

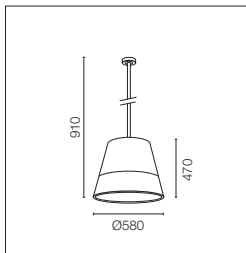
Green Wall

### Accessori / Accessories

1 x LED 21W E27 2450lm 3000K cod. RF26998 [e] DIMMER

## Romeo Outdoor C3 Pvc 910 mm

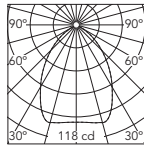
HSGS E27: 1x250W or 1 LED: 21W - 2450 lm - 3000K



Sorgente luminosa esclusa.

Light source not included.

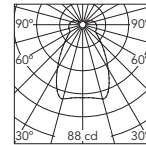
- F6469022
- F6469041



Beam Angle: 78°

h(m)	E(lx)	D(m)
1	118	1.63
2	30	3.26
3	13	4.89
4	7	6.53
5	5	8.16

Panama



Beam Angle: 74°

h(m)	E(lx)	D(m)
1	88	1.50
2	22	3.01
3	10	4.51
4	6	6.02
5	4	7.52

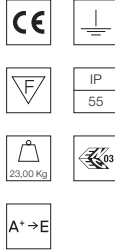
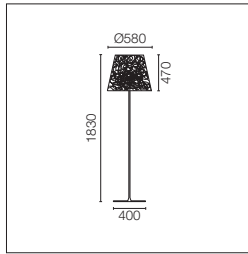
Green Wall

### Accessori / Accessories

1 x LED 21W E27 2450lm 3000K cod. RF26998 [e] DIMMER

## KTribe F3 Outdoor

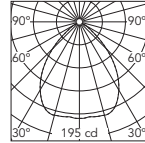
HSGS: 1x250W E27 or **1 LED**: 21W E27 - 2450 lm - 3000K Dimming



Sorgente luminosa esclusa.

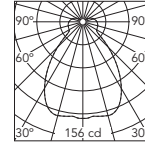
Light source not included.

- F6268022
- F6268041



Beam Angle: 85°

h(m)	E(ft)	D(m)
1	195	1.82
2	49	3.64
3	22	5.46
4	12	7.28
5	8	9.10



Beam Angle: 82°

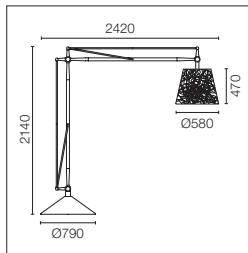
h(m)	E(ft)	D(m)
1	156	1.74
2	39	3.49
3	17	5.23
4	10	6.98
5	6	8.72

### Accessori / Accessories

1 x LED 21W E27 2450lm 3000K cod. RF26998 [e] DIMMER

## Superarchimoon Outdoor

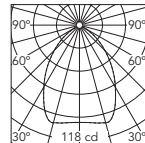
HSGS: 1x250W E27 or **1 LED**: 21W E27 - 2450 lm - 3000K



Sorgente luminosa esclusa.

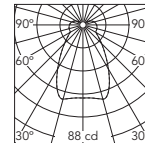
Light source not included.

- F6367022
- F6367041



Beam Angle: 78°

h(m)	E(ft)	D(m)
1	118	1.63
2	30	3.26
3	13	4.89
4	7	6.53
5	5	8.16



Beam Angle: 74°

h(m)	E(ft)	D(m)
1	88	1.50
2	22	3.01
3	10	4.51
4	6	6.02
5	4	7.52


### Accessori / Accessories

1 x LED 21W E27 2450lm 3000K cod. RF26998 [e] DIMMER



# Camouflage

Designed by Piero Lissoni





Colori / Colours

---

Camouflage




89 Cemento  
89 Concrete



90 Pietra Crema d'Orcia  
90 Crema d'Orcia Stone



87 Pietra Basaltina  
87 Basaltina Stone



00 Primer  
00 Primer



01 Bianco  
01 White



06 Grigio  
06 Grey



33 Antracite  
33 Anthracite



30 Nero  
30 Black



18 Deep Brown  
18 Deep Brown



12 Forest Green  
12 Forest Green

Collezione di prodotti da esterno, per installazione a parete con fonte di luce a LED.

Corpo dissipante in alluminio con diffusore in policarbonato trasparente.

Le finiture pietra Crema D'Orcia e Basaltina sono realizzate fissando mediante collante ad altissima resistenza una placca di pietra creata attraverso processo di lavorazione meccanica dal pieno.

La finitura calcestruzzo è realizzata fissando mediante collante monocomponente ad altissima resistenza una placca realizzata in cemento colato rinforzato con fibra di vetro. La versione Primer va verniciata dopo l'installazione con normali colorazioni a base acquosa (tempere, stucchi, vernici ad acqua) per garantire la massima omogeneità con l'architettura.

Le versioni in alluminio sono finite con un rivestimento ad alta resistenza: dopo un trattamento di sabbiatura di tutti i componenti per rendere la superficie porosa e garantire una maggiore adesione della vernice, è applicato il rivestimento esterno con un doppio strato con polveri secondo lo standard QUALICOAT. Il primo strato di polvere epossidica dà resistenza chimica e meccanica, il secondo strato di finitura di polvere poliestere assicura resistenza ai raggi UV ed agli agenti atmosferici.

Le superfici verniciate sono trattate con lavaggi alcalini e acidi, risciacquate con acqua demineralizzata, e sottoposte a un trattamento di conversione chimica per proteggere contro l'ossidazione.

Previa valutazione commerciale e tecnica, è possibile realizzare versioni personalizzate con altri materiali a richiesta.

Si raccomanda l'uso di un sistema di connessione con un grado di protezione maggiore o uguale al grado di protezione dell'apparecchio.

Durante il montaggio e la manutenzione degli apparecchi bisogna prestare particolare attenzione a non danneggiare la verniciatura a polvere.

Un danno combinato all'azione dell'acqua potrebbe provocarne la corrosione.

I prodotti chimici danneggiano la protezione anticorrosione.

Gli apparecchi a LED, possono evidenziare guasti riconducibili a sollecitazioni di natura elettrica che interessano i relativi isolamenti con innesco di scariche elettriche distruttive.

Queste sollecitazioni possono derivare da:

- sovratensioni provenienti dalla rete elettrica di alimentazione dell'impianto/apparecchi.
- sovratensioni di origine elettrostatica (ESD) provenienti dall'ambiente.

Consigliamo l'installazione di un dispositivo di protezione dalle sovratensioni sull'impianto elettrico che attenua l'intensità di alcuni di questi fenomeni proteggendo gli apparecchi da danni irreversibili. La scelta del dispositivo più idoneo va tarata in base alle caratteristiche dell'impianto.

Collection of products for outdoor use, for wall installation with LED light source

Dissipating aluminum body with diffuser in transparent polycarbonate.

The Crema d'Orcia and Basaltina stone finishes are made by fastening high-strength, high-resistance adhesive to a stone plate created by means of mechanical machining from a solid block.

The concrete finishing is made by fastening a poured cement plate reinforced with fiberglass using a single component high strength, high-resistance adhesive. The Primer version is painted after installation with normal water-based colors (tempera, stucco, water-based paints) to ensure maximum uniformity with the architecture.

The aluminum versions are finished with a high-resistance coating: after a sandblasting treatment of all components to make the surface porous and ensure a greater adhesion of the paint, the external coating is applied with a double layer with epoxy powders according to the QUALICOAT standard. The first layer of epoxy powder gives chemical and mechanical resistance, the second finishing layer of polyester powder ensures resistance to UV rays and atmospheric agents.

The painted surfaces are treated with alkaline and acidic washes, then rinsed with demineralized water, subjected to a chemical conversion treatment to protect against oxidation.

Upon commercial and technical evaluation, it is possible to create customized versions with other materials on request.

We recommend using a connection system with a degree of protection greater than or equal to the degree of protection of the luminaire.

During the installation and the maintenance of the fixtures it is important to be careful and avoid damages on the paint coating.

Damages on the coating exposed to outdoor conditions or water, could cause corrosion.

Chemical substances affect the anticorrosion covering protection.

For LED fixtures, there is evidence that most of the damages are connected to electrical effects related to the insulations, which cause destructive electrical discharges

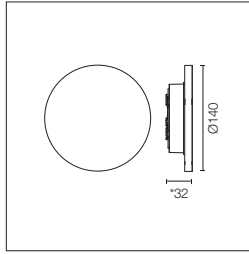
These effects are frequently caused by:

- over voltage coming from the mains' network where fixture is connected.
- electrostatic discharge (ESD) coming from the environment.

The use of a protective device against the overvoltage on the electrical installation is warmly suggest this helps to reduce the intensity of some of these phenomenon and prevent irreversible damages. The selection of the type of device to be used must be adjust on the electrical plant.

## Camouflage 140

**Mid-Power Led:** 8W - 786 lm ≠ FIXT 474 lm - 2700K/CRI 80 - 24V / 8W - 913 lm ≠ FIXT 551 lm - 3000K/CRI 80 - 24V / 8W - 960 lm ≠ FIXT 579 lm - 4000K/CRI 80 - 24V



\*Concrete, crema d'orcina, basaltina H = 35 mm.



Alimentazione elettrica remota da 24V da ordinare separatamente. Include cavo di alimentazione di 100 mm. L'alimentatore può essere installato remoto (cassaforma non necessaria) o alloggiato posteriormente all'apparecchio mediante apposita cassaforma opzionale.

24V remote power supply to be ordered separately. Includes power cable of 100 mm. The power supply can be installed remotely (installation box not required) or housed at the back of the luminaire in the optional installation box.

### 2700K

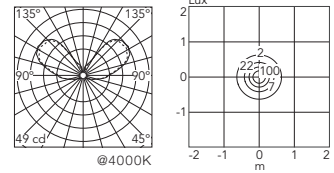
- F1310089
- F1310090
- F1310087
- F1310000
- F1310001
- F1310006
- F1310033
- F1310030
- F1310018
- F1310012

### 3000K

- F1311089
- F1311090
- F1311087
- F1311000
- F1311001
- F1311006
- F1311033
- F1311030
- F1311018
- F1311012

### 4000K

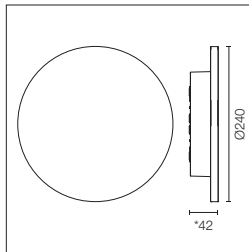
- F1312089
- F1312090
- F1312087
- F1312000
- F1312001
- F1312006
- F1312033
- F1312030
- F1312018
- F1312012



Dimmable 1-10V with code RF25750  
Dimmable Dali with code RF26387

## Camouflage 240

**Mid-Power Led:** 12W - 1281 lm ≠ FIXT 773 lm - 2700K/CRI 80 - 220-240V / 12W - 1488 lm ≠ FIXT 898 lm - 3000K/CRI 80 - 220-240V / 12W - 1563 lm ≠ FIXT 944 lm - 4000K/CRI 80 - 220-240V



\*Concrete, crema d'orcina, basaltina H = 48 mm.



Alimentazione elettrica 220/240V integrata. Dotata di uno spezzone di cavo uscente in neoprene di 1000 mm. Versione 110V disponibile a richiesta.

Integrated 220/240V power supply. Supplied with a 1000 mm length outgoing neoprene cable. Version 110V upon request.

### 2700K

Non Dimmable

- F1315089
- F1315090
- F1315087
- F1315000
- F1315001
- F1315006
- F1315033
- F1315030
- F1315018
- F1315012
- 1-10V
- F1315089-310
- F1315090-310
- F1315087-310
- F1315000-310
- F1315001-310
- F1315006-310
- F1315033-310
- F1315030-310
- F1315018-310
- F1315012-310

- Dali
- F1315089-300
- F1315090-300
- F1315087-300
- F1315000-300
- F1315001-300
- F1315006-300
- F1315033-300
- F1315030-300
- F1315018-300
- F1315012-300

### 3000K

Non Dimmable

- F1316089
- F1316090
- F1316087
- F1316000
- F1316001
- F1316006
- F1316033
- F1316030
- F1316018
- F1316012
- 1-10V
- F1316089-310
- F1316090-310
- F1316087-310
- F1316000-310
- F1316001-310
- F1316006-310
- F1316033-310
- F1316030-310
- F1316018-310
- F1316012-310

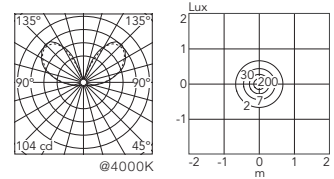
- Dali
- F1316089-300
- F1316090-300
- F1316087-300
- F1316000-300
- F1316001-300
- F1316006-300
- F1316033-300
- F1316030-300
- F1316018-300
- F1316012-300

### 4000K


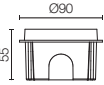

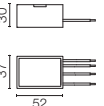

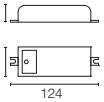

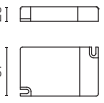

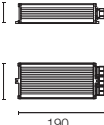

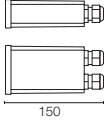

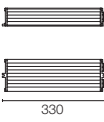

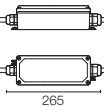



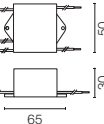
Non Dimmable

- F1317089
- F1317090
- F1317087
- F1317000
- F1317001
- F1317006
- F1317033
- F1317030
- F1317018
- F1317012
- 1-10V
- F1317089-310
- F1317090-310
- F1317087-310
- F1317000-310
- F1317001-310
- F1317006-310
- F1317033-310
- F1317030-310
- F1317018-310
- F1317012-310

- Dali
- F1317089-300
- F1317090-300
- F1317087-300
- F1317000-300
- F1317001-300
- F1317006-300
- F1317033-300
- F1317030-300
- F1317018-300
- F1317012-300




## Camouflage 140: Accessori / Accessories

Cassaforma.	Box for installation.	F1318000		
Alimentatore per installazione remota 24Vdc 8W / 110-240V IP65 Classe II selv.	Power supply for remote installation 24Vdc 8W / 110-240V IP65 Class II selv.	RF25748		
Può essere alloggiato nella cassaforma F1318000.	It can be housed in installation box F1318000.			
Alimentatore per installazione remota 24Vdc 10W / 110-240V IP20 Classe II selv.	Power supply for remote installation 24Vdc 10W / 110-240V IP20 Class II selv.	RF25747		
Alimentatore per installazione remota 24Vdc 17W / 110-240V (15W@110V) IP20 Classe II selv.	Power supply for remote installation 24Vdc 17W / 110-240V (15W@110V) IP20 Class II selv.	RF25750 Dimmable 1-10V		
Alimentatore per installazione remota 24Vdc 20W / 110-240Vdc (15W@110V) IP67 Classe II selv.	Power supply for remote installation 24Vdc 20W / 110-240Vdc (15W@110V) IP67 Class II selv.	RF26387 Dimmable DALI		
Alimentatore per installazione remota 24Vdc 20W / 220-240V IP67 Classe II selv.	Power supply for remote installation 24Vdc 20W / 220-240V IP67 Class II selv.	RF25752		
Alimentatore per installazione remota 24Vdc 50W / 120-240V IP67 Classe II selv.	Power supply for remote installation 24Vdc 50W / 120-240V IP67 Class II selv.	RF25755		
Alimentatore per installazione remota 24Vdc 70W / 220-240V IP67 Classe II selv.	Power supply for remote installation 24Vdc 70W / 220-240V IP67 Class II selv.	RF25749		
Alimentatore per installazione remota 24Vdc 100W / 120-240V IP67 Classe II selv.	Power supply for remote installation 24Vdc 100W / 120-240V IP67 Class II selv.	RF25756		
Dispositivo di protezione per il sovraccarico. 275 Vac. Corrente massima di scarica 10KA (8/29us). Massima corrente operativa 5A. Adatto per la connessione in serie. IP66.	Surge protection device. 275Vac. Maximum discharge current 10KA (8/20us). Maximum operating current 5A. Suitable for series connection. IP66.	F990E00A000		

## Fissaggio a Parete / Installation on Wall

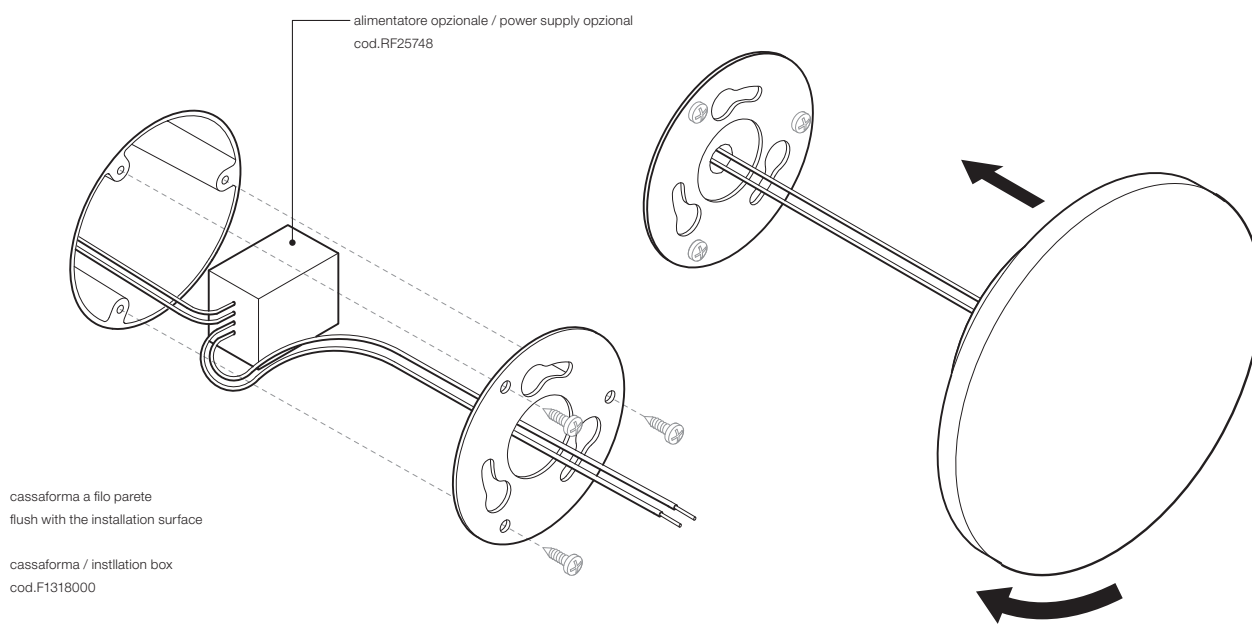
### Option 1

Senza cassaforma / Surface installation



### Option 2

Con cassaforma / Recessed box installation







Designed by Piero Lissoni

**Real Matter**





**Colori / Colours**

---

**Real Matter**



15 Rame Lucido  
15 Polished Copper



46 Bronzo Spazzolato  
46 Brushed Bronze



44 Oro Spazzolato  
44 Brushed Gold



56 Acciaio Spazzolato  
56 Brushed Steel

Apparecchio da esterni per installazione a incasso a parete con fonte di luce a LED.

Corpo in acciaio inox AISI 316L trattato con processo PVD (Physical Vapour Deposition). Grazie a questo innovativo trattamento, dopo il processo di lucidatura o spazzolatura secondo la finitura scelta, le superfici del Real Matter sono ricoperte da un sottile film di metalli come zirconio e titanio che, combinandosi con l'acciaio a livello molecolare, ne aumentano le caratteristiche di resistenza sia meccanica che agli agenti atmosferici, permettendo la realizzazione di finiture pregiate e durevoli.

Diffusore in policarbonato stabilizzato ai raggi UV.

L'apparecchio è fornito con due cavi di alimentazione uscenti L 200mm e con un kit per la connessione a tenuta IP. È necessario utilizzare una cassaforma, da ordinare separatamente.

L'alimentatore elettrico a 24V può essere installato in remoto o alloggiato posteriormente all'apparecchio nella cassaforma.

Prodotto in 3 differenti versioni in base alla modalità di installazione:

- in muratura o in cemento con apposita cassaforma da incasso.

- in parete di cartongesso con apposite molle.

- in muratura o in cemento senza cassaforma da incasso: l'apparecchio viene incollato direttamente sulla superficie.

Si raccomanda l'uso di un sistema di connessione con un grado di protezione maggiore o uguale al grado di protezione dell'apparecchio.

Durante il montaggio e la manutenzione degli apparecchi bisogna prestare particolare attenzione a non danneggiare la finitura superficiale.

Un danno combinato all'azione dell'acqua potrebbe provocarne la corrosione.

I prodotti chimici danneggiano la protezione anticorrosione.

Gli apparecchi a LED, possono evidenziare guasti riconducibili a sollecitazioni di natura elettrica che interessano i relativi isolamenti con innesco di scariche elettriche distruttive.

Queste sollecitazioni possono derivare da:

- sovratensioni provenienti dalla rete elettrica di alimentazione dell'impianto/apparecchi.
- sovratensioni di origine elettrostatica (ESD) provenienti dall'ambiente.

Consigliamo l'installazione di un dispositivo di protezione dalle sovratensioni sull'impianto elettrico che attenua l'intensità di alcuni di questi fenomeni proteggendo gli apparecchi da danni irreversibili. La scelta del dispositivo più idoneo va tarata in base alle caratteristiche dell'impianto.

Luminaire for outdoor use for built-in installation on the wall with LED light source.

Body made of stainless steel AISI 316L treated with the PVD process (Physical Vapour Deposition).

Thanks to this innovative treatment, after the polishing or brushing process, according to the finishing choice, the surfaces of Real Matter are coated with a thin film of metals such as zirconium and titanium which, combining with the steel at the molecular level, increase the characteristics of resistance to both mechanical and to atmospheric agents, allowing the realization of elegant and durable finishings.

UV-stabilized polycarbonate diffuser.

The luminaire is provided with two L 200 mm length outgoing power cables and with a kit for the hermetic IP connection. It is necessary to use an installation box, to be ordered separately.

24V power supply may be installed remotely or housed at the back of the luminaire in the box for installation.

3 version available select the model suitable for your type of installation:

- in concrete surface with recessed box to.

- in plasterboard surface supplied with springs.

- on solid surface no recessed box needed, the fixtures is directly glued on the surface.

We recommend using a connection system with a degree of protection greater than or equal to the degree of protection of the luminaire.

During the installation and the maintenance of the fixtures it is important to be careful and avoid damages on the paint coating.

Damages on the coating exposed to outdoor conditions or water, could cause corrosion.

Chemical substances affect the anticorrosion covering protection.

For LED fixtures, there is evidence that most of the damages are connected to electrical effects related to the insulations, which cause destructive electrical discharges

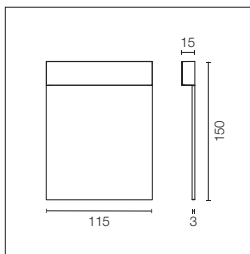
These effects are frequently caused by:

- over voltage coming from the mains' network where fixture is connected.
- electrostatic discharge (ESD) coming from the environment.

The use of a protective device against the overvoltage on the electrical installation is warmly suggest this helps to reduce the intensity of some of these phenomenon and prevent irreversible damages.

The selection of the type of device to be used must be adjust on the electrical plant.

Low-Power Led: 3W - 180 lm ≠ FIXT 74 lm - 2700K/CRI 80 - 24V / 3W - 200 lm ≠ FIXT 82 lm - 3000K/CRI 80 - 24V



Alimentazione elettrica remota 24V da ordinare separatamente. Apparecchio fornito con due cavi di alimentazione da 200 mm e kit per la connessione IP. Prodotto in 3 differenti versioni; ordinare il codice corretto in base alla modalità di installazione:

- in muratura o in cemento con apposita cassaforma da incasso da ordinare separatamente.
- in parete di cartongesso con apposite molle incluse (per contropareti spessore min 5 mm- max 20 mm).
- in muratura o in cemento senza cassaforma da incasso: l'apparecchio viene incollato direttamente sulla superficie (collante da scegliere a cura dell'installatore in base al materiale su cui andrà installato l'apparecchio).

Remote power supply 24V to be ordered separately. The fixture is prewired with 200mm cable and an IP connection kit. 3 version available (select the model suitable for your type of installation):

- in concrete surface with recessed box to be ordered separately.
- in plasterboard surface (surface thickness min 5mm-max20mm) model supplied with springs.
- on solid surface no recessed box needed, the fixtures is directly glued on the surface (type of gluing to be select by the operator based on the type of surface).

**2700K**

Installazione in muratura con cassaforma/  
Installation in masonry with box for installation

- F5960015
- F5960046
- F5960044
- F5960056

**3000K**

- F5961015
- F5961046
- F5961044
- F5961056

Installazione in parete di cartongesso (min 5mm - max 20mm)/  
Installation in plasterboard wall

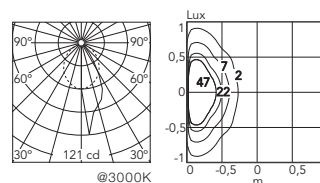
- F5980015
- F5980046
- F5980044
- F5980056

- F5981015
- F5981046
- F5981044
- F5981056

Installazione in muratura senza cassaforma/  
Installation in masonry without box for installation

- F5970015
- F5970046
- F5970044
- F5970056

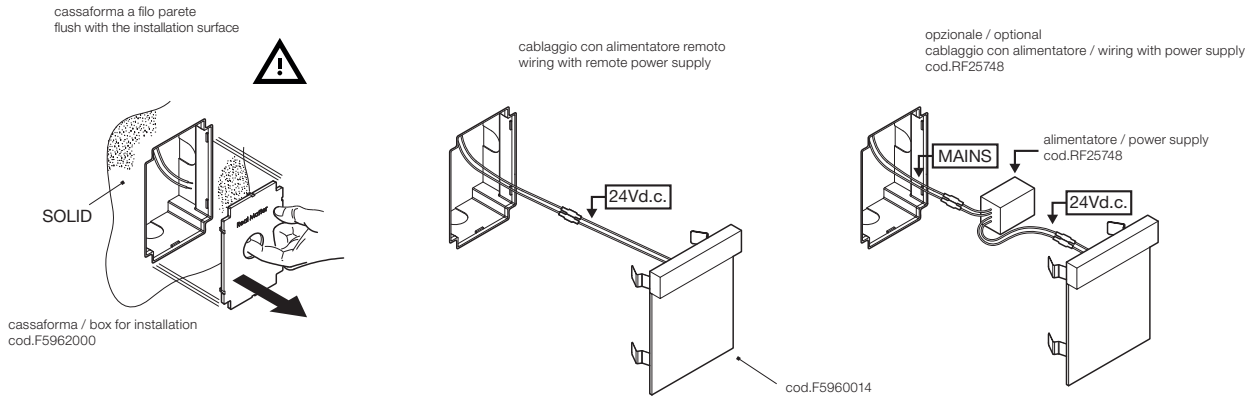
- F5971015
- F5971046
- F5971044
- F5971056



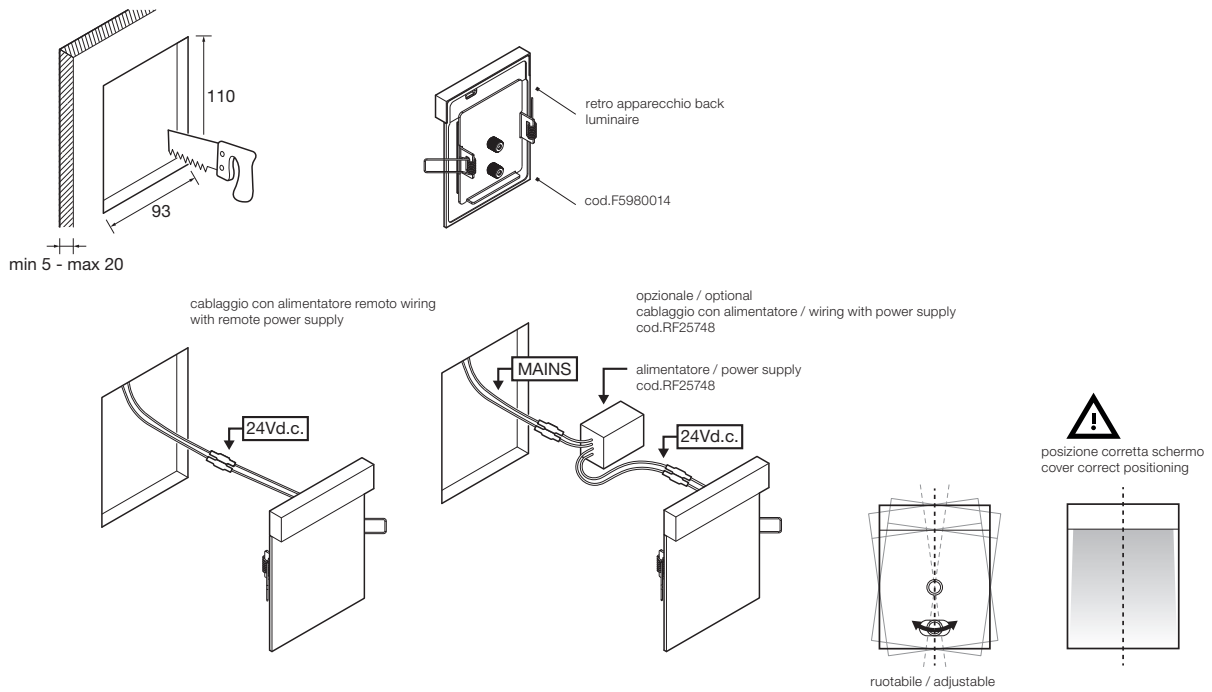
## Accessori / Accessories

Cassaforma per muratura o parete in cemento.	Box for installation for masonry or concrete wall.	F5962000		
Alimentatore 24Vdc 8W / 110-240V IP65 Classe II selv.	Power supply 24Vdc 8W / 110-240V IP65 Class II selv.	RF25748		
Può essere alloggiato nella cassaforma F5962000.	It can be housed in installation box F5962000.			
Alimentatore per installazione remota 24Vdc 10W / 110-240V IP20 Classe II selv.	Power supply for remote installation 24Vdc 10W / 110-240V IP20 Class II selv.	RF25747		
Alimentatore per installazione remota 24Vdc 20W / 220-240V IP67 Classe II selv.	Power supply for remote installation 24Vdc 20W / 220-240V IP67 Class II selv.	RF25752		
Alimentatore per installazione remota 24Vdc 17W / 110-240V (15W@110V) IP20 Classe II selv.	Power supply for remote installation 24Vdc 17W / 110-240V (15W@110V) IP20 Class II selv.	RF25750 Dimmable 1-10V		
Alimentatore per installazione remota 24Vdc 20W / 110-240Vdc (15W@110V) IP67 Classe II selv.	Power supply for remote installation 24Vdc 20W / 110-240Vdc (15W@110V) IP67 Class II selv.	RF26387 Dimmable DALI		
Alimentatore per installazione remota 24Vdc 50W / 120-240V IP67 Classe II selv.	Power supply for remote installation 24Vdc 50W / 120-240V IP67 Class II selv.	RF25755		
Alimentatore per installazione remota 24Vdc 70W / 220-240V IP67 Classe II selv.	Power supply for remote installation 24Vdc 70W / 220-240V IP67 Class II selv.	RF25749		
Alimentatore per installazione remota 24Vdc 100W / 120-240V IP67 Classe II selv.	Power supply for remote installation 24Vdc 100W / 120-240V IP67 Class II selv.	RF25756		

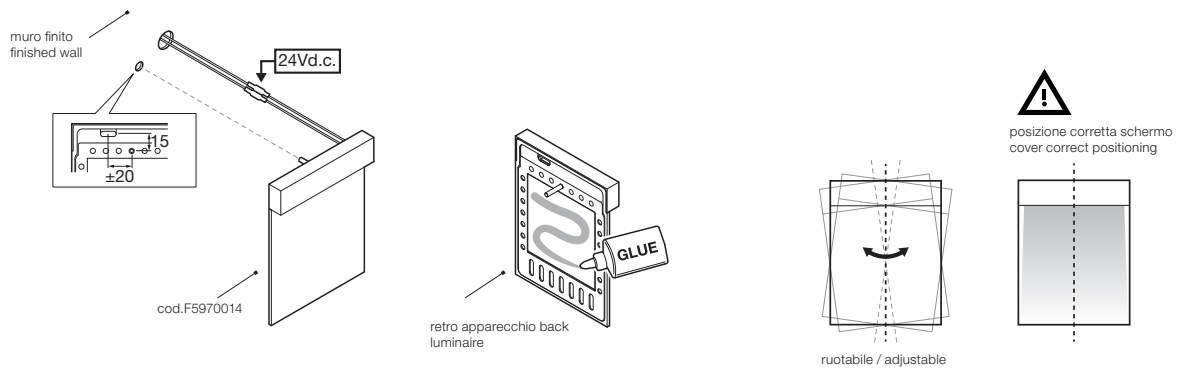
## Installazione in Muratura con Cassaforma / Installation in Masonry with Box for Installation



## Installazione in Parete di Cartongesso / Installation in Plasterboard Wall



## Installazione in Muratura senza Cassaforma / Installation in Masonry without Box for Installation







**My Way**





Colori / Colours

---

My Way



01 Bianco  
01 White



06 Grigio  
06 Grey



33 Antracite  
33 Anthracite



30 Nero  
30 Black



18 Deep Brown  
18 Deep Brown



12 Forest Green  
12 Forest Green

Apparecchio da esterni per installazione a incasso a parete con fonte di luce a LED. Corpo in alluminio pressofuso EN AB-47100 (a basso contenuto di rame). Rivestimento ad alta resistenza: dopo un trattamento di sabbiatura di tutti i componenti per rendere la superficie porosa e garantire una maggiore adesione della vernice, è applicato il rivestimento esterno con un doppio strato con polveri secondo lo standard QUALICOAT. Il primo strato di polvere epossidica dà resistenza chimica e meccanica, il secondo strato di finitura di polvere poliestere assicura resistenza ai raggi UV ed agli agenti atmosferici. Le superfici verniciate sono trattate con lavaggi alcalini e acidi, risciacquate con acqua demineralizzata e sottoposte a un trattamento di conversione chimica per proteggere contro l'ossidazione. Diffusore in policarbonato satinato, stabilizzato ai raggi UV, incollato alla testa del prodotto per garantire la tenuta all'acqua.

Si raccomanda l'uso di un sistema di connessione con un grado di protezione maggiore o uguale al grado di protezione dell'apparecchio.

Durante il montaggio e la manutenzione degli apparecchi bisogna prestare particolare attenzione a non danneggiare la verniciatura a polvere. Un danno combinato all'azione dell'acqua potrebbe provocarne la corrosione. I prodotti chimici danneggiano la protezione anticorrosione.

Gli apparecchi a LED, possono evidenziare guasti riconducibili a sollecitazioni di natura elettrica che interessano i relativi isolamenti con innesco di scariche elettriche distruttive. Queste sollecitazioni possono derivare da:

- sovratensioni provenienti dalla rete elettrica di alimentazione dell'impianto/apparecchi.
- sovratensioni di origine elettrostatica (ESD) provenienti dall'ambiente.

Consigliamo l'installazione di un dispositivo di protezione dalle sovratensioni sull'impianto elettrico che attenua l'intensità di alcuni di questi fenomeni proteggendo gli apparecchi da danni irreversibili. La scelta del dispositivo più idoneo va tarata in base alle caratteristiche dell'impianto.

Luminaire for outdoor use for built-in installation on the wall with LED light source. Aluminum die-cast body EN AB-47100 (low copper content). High-resistance coating: after a sandblasting treatment of all components to make the surface porous and ensure a greater adhesion of the paint, the external coating is applied with a double layer with epoxy powders according to the QUALICOAT standard. The first layer of epoxy powder gives chemical and mechanical resistance, the second finishing layer of polyester powder ensures resistance to UV rays and atmospheric agents. The painted surfaces are treated with alkaline and acidic washes, then rinsed with demineralized water, subjected to a chemical conversion treatment to protect against oxidation. Frosted polycarbonate diffuser, UV-stabilized, glued to the head of the product to ensure a watertight seal.

We recommend using a connection system with a degree of protection greater than or equal to the degree of protection of the luminaire.

During the installation and the maintenance of the fixtures it is important to be careful and avoid damages on the paint coating. Damages on the coating exposed to outdoor conditions or water, could cause corrosion. Chemical substances affect the anticorrosion covering protection.

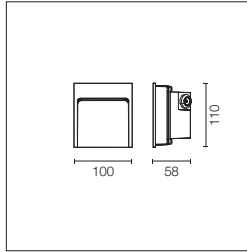
For LED fixtures, there is evidence that most of the damages are connected to electrical effects related to the insulations, which cause destructive electrical discharges. These effects are frequently caused by:

- over voltage coming from the mains' network where fixture is connected.
- electrostatic discharge (ESD) coming from the environment.

The use of a protective device against the overvoltage on the electrical installation is warmly suggest this helps to reduce the intensity of some of these phenomenon and prevent irreversible damages. The selection of the type of device to be used must be adjust on the electrical plant.

## My Way 110X100

**Mid-Power Led:** 5W - 421 lm ≠ FIXT 188 lm - 2700K/CRI 80 - 100-240V / 5W - 490 lm ≠ FIXT 211 lm - 3000K/CRI 80 - 100-240V / 5W - 514 lm ≠ FIXT 221 lm - 4000K/CRI 80 - 100-240V



Alimentazione elettrica 110/240V integrata. Dotata di uno spezzone di cavo uscente in neoprene di 120 mm e sistema di connessione su cavo IP67.  
Versione dimmerabile a richiesta.

Integrated 110/240V power supply. Supplied with a 120 mm length outgoing neoprene cable and IP67 cable connection system.  
Dimmable version on request.

### 2700K

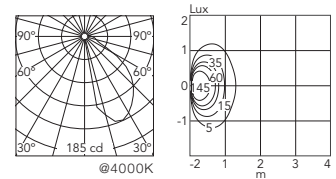
- F4350001
- F4350006
- F4350033
- F4350030
- F4350018
- F4350012

### 3000K

- F4351001
- F4351006
- F4351033
- F4351030
- F4351018
- F4351012

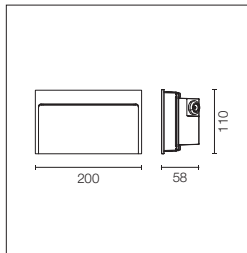
### 4000K

- F4352001
- F4352006
- F4352033
- F4352030
- F4352018
- F4352012



## My Way 110X200

**Mid-Power Led:** 13W - 1357 lm ≠ FIXT 657 lm - 2700K/CRI 80 - 220-240V / 13W - 1577 lm ≠ FIXT 763 lm - 3000K/CRI 80 - 220-240V / 13W - 1656 lm ≠ FIXT 801 lm - 4000K/CRI 80 - 220-240V



Alimentazione elettrica 220/240V integrata. Dotata di uno spezzone di cavo uscente in neoprene di 120 mm e sistema di connessione su cavo IP67.

Integrated 220/240V power supply. Supplied with a 120 mm length outgoing neoprene cable and IP67 cable connection system.

### 2700K

Non Dimmable

- F4353001
- F4353006
- F4353033
- F4353030
- F4353018
- F4353012
- 1-10V
- F4353001-310
- F4353006-310
- F4353033-310
- F4353030-310
- F4353018-310
- F4353012-310
- Dali
- F4353001-300
- F4353006-300
- F4353033-300
- F4353030-300
- F4353018-300
- F4353012-300

### 3000K

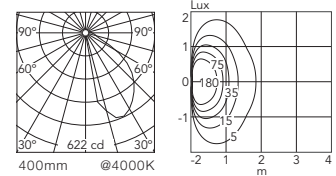
Non Dimmable

- F4354001
- F4354006
- F4354033
- F4354030
- F4354018
- F4354012
- 1-10V
- F4354001-310
- F4354006-310
- F4354033-310
- F4354030-310
- F4354018-310
- F4354012-310
- Dali
- F4354001-300
- F4354006-300
- F4354033-300
- F4354030-300
- F4354018-300
- F4354012-300

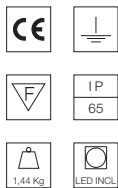
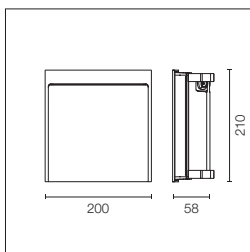
### 4000K

Non Dimmable

- F4355001
- F4355006
- F4355033
- F4355030
- F4355018
- F4355012
- 1-10V
- F4355001-310
- F4355006-310
- F4355033-310
- F4355030-310
- F4355018-310
- F4355012-310
- Dali
- F4355001-300
- F4355006-300
- F4355033-300
- F4355030-300
- F4355018-300
- F4355012-300



Mid-Power Led: 13W - 1357 lm  $\neq$  FIXT 669 lm - 2700K/CRI 80 - 220-240V / 13W - 1577 lm  $\neq$  FIXT 777 lm - 3000K/CRI 80 - 220-240V / 13W - 1656 lm  $\neq$  FIXT 817 lm - 4000K/CRI 80 - 220-240V



Alimentazione elettrica 220/240V integrata. Dotata di un doppio pressacavo in materiale plastico per sezione cavi 7,5< $\phi$ <9,5 mm.

Integrated 220/240V power supply. Supplied with a double lenght in plastic material for 7.5< $\phi$ <9.5 mm section cables.

**2700K**

Non Dimmable

- F4356001
- F4356006
- F4356033
- F4356030
- F4356018
- F4356012
- 1-10V
- F4356001-310
- F4356006-310
- F4356033-310
- F4356030-310
- F4356018-310
- F4356012-310
- Dali
- F4356001-300
- F4356006-300
- F4356033-300
- F4356030-300
- F4356018-300
- F4356012-300

**3000K**

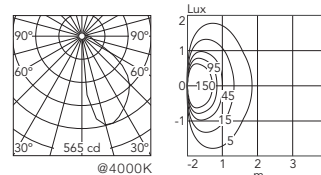
Non Dimmable

- F4357001
- F4357006
- F4357033
- F4357030
- F4357018
- F4357012
- 1-10V
- F4357001-310
- F4357006-310
- F4357033-310
- F4357030-310
- F4357018-310
- F4357012-310
- Dali
- F4357001-300
- F4357006-300
- F4357033-300
- F4357030-300
- F4357018-300
- F4357012-300

**4000K**

Non Dimmable

- F4358001
- F4358006
- F4358033
- F4358030
- F4358018
- F4358012
- 1-10V
- F4358001-310
- F4358006-310
- F4358033-310
- F4358030-310
- F4358018-310
- F4358012-310
- Dali
- F4358001-300
- F4358006-300
- F4358033-300
- F4358030-300
- F4358018-300
- F4358012-300



**Accessori / Accessories**

Cassaforma.

Box for installation.

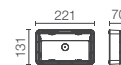
My Way 100x110  
F4301000



Cassaforma.

Box for installation.

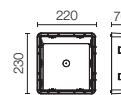
My Way 200x110  
F4302000



Cassaforma.

Box for installation.

My Way 200x210  
F4303000



Sistema di giunzione IP68  
H2O Stop anti-condensa a 2  
vie 4 poli. (Ø5,5÷12mm cavo).

2 way terminal block 4 poles  
IP68 H2O Stop. (ø5,5÷12mm  
cable).

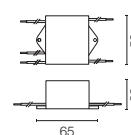
F990C00A000



Dispositivo di protezione  
per il sovraccarico. 275Vac.  
Corrente massima di scarica  
10KA (8/29us). Massima  
corrente operativa 5A. Adatto  
per la connessione in serie.  
IP66.

Surge protection device.  
275Vac. Maximum discharge  
current 10KA (8/20us).  
Maximum operating current  
5A. Suitable for series  
connection. IP66.

F990E00A000









## Famiglia / Family


---



## Colori / Colours

---

### Climber



01 Bianco  
01 White



06 Grigio  
06 Grey



33 Antracite  
33 Anthracite



30 Nero  
30 Black



18 Deep Brown  
18 Deep Brown



12 Forest Green  
12 Forest Green

Apparecchio da esterni per installazione a parete con fonte di luce a LED.

Versioni bi-emissione e mono emissione verso il basso.

Corpo in alluminio pressofuso EN AB-47100, a basso contenuto di rame, con alloggiamento ottiche asimmetrico: l'ottica nella parte inferiore è arretrata e protetta da uno scuretto per limitare l'abbagliamento molesto e massimizzare il confort visivo. Nella versione bi-emissione, il vetro di chiusura dell'ottica superiore è a filo con il bordo lampada per evitare depositi d'acqua.

I diffusori in vetro microtesturizzato sono incollati per garantire l'impermeabilità, e testurizzati per assicurare l'uniformità del fascio luminoso generato da ogni singolo LED, mantenendo un'ottima efficienza luminosa. Rivestimento ad alta resistenza: dopo un trattamento di sabbiatura di tutti i componenti per rendere la superficie porosa e garantire una maggiore adesione della vernice, è applicato il rivestimento esterno con un doppio strato con polveri secondo lo standard QUALICOAT. Il primo strato di polvere epossidica dà resistenza chimica e meccanica, il secondo strato di finitura di polvere poliestere assicura resistenza ai raggi UV ed agli agenti atmosferici.

Le superfici verniciate sono trattate con lavaggi alcalini e acidi, risciacquate con acqua demineralizzata e sottoposte a un trattamento di conversione chimica per proteggere contro l'ossidazione.

Si raccomanda l'uso di un sistema di connessione con un grado di protezione maggiore o uguale al grado di protezione dell'apparecchio.

Durante il montaggio e la manutenzione degli apparecchi bisogna prestare particolare attenzione a non danneggiare la verniciatura a polvere.

Un danno combinato all'azione dell'acqua potrebbe provocarne la corrosione.

I prodotti chimici danneggiano la protezione anticorrosione.

Gli apparecchi a LED, possono evidenziare guasti riconducibili a sollecitazioni di natura elettrica che interessano i relativi isolamenti con innesco di scariche elettriche distruttive.

Queste sollecitazioni possono derivare da:

- sovratensioni provenienti dalla rete elettrica di alimentazione dell'impianto/apparecchi.
- sovratensioni di origine elettrostatica (ESD) provenienti dall'ambiente.

Consigliamo l'installazione di un dispositivo di protezione dalle sovratensioni sull'impianto elettrico che attenua l'intensità di alcuni di questi fenomeni proteggendo gli apparecchi da danni irreversibili. La scelta del dispositivo più idoneo va tarata in base alle caratteristiche dell'impianto.

Luminaire for outdoor use for installation on the wall with LED light supply.

Bi-emission and mono-emission versions pointing downwards.

Aluminum die-cast body EN AB-47100, low copper content with asymmetrical optics housing: the optics in the lower part is retracted and protected by a shutter to restrict annoying glare and maximize visual comfort. In the bi-emission version, the glass of the closure of the upper optics is flush with the edge of the light in order to prevent water deposits.

The micro-texturized glass diffusers are glued to ensure water resistance and textured to ensure a uniform light beam generated by each single LED, maintaining excellent luminous efficiency.

High-resistance coating: after a sandblasting treatment of all components to make the surface porous and ensure a greater adhesion of the paint, the external coating is applied with a double layer with epoxy powders according to the QUALICOAT standard.

The first layer of epoxy powder gives chemical and mechanical resistance, the second finishing layer of polyester powder ensures resistance to UV rays and atmospheric agents.

The painted surfaces are treated with alkaline and acidic washes, then rinsed with demineralized water, subjected to a chemical conversion treatment to protect against oxidation.

We recommend using a connection system with a degree of protection greater than or equal to the degree of protection of the luminaire.

During the installation and the maintenance of the fixtures it is important to be careful and avoid damages on the paint coating.

Damages on the coating exposed to outdoor conditions or water, could cause corrosion.

Chemical substances affect the anticorrosion covering protection.

For LED fixtures, there is evidence that most of the damages are connected to electrical effects related to the insulations, which cause destructive electrical discharges

These effects are frequently caused by:

- over voltage coming from the mains' network where fixture is connected.
- electrostatic discharge (ESD) coming from the environment.

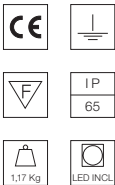
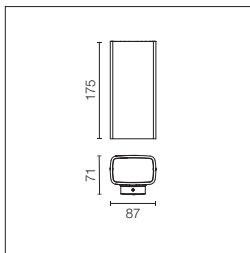
The use of a protective device against the overvoltage on the electrical installation is warmly suggest this helps to reduce the intensity of some of these phenomenon and prevent irreversible damages. The selection of the type of device to be used must be adjust on the electrical plant.

# Climber Down - 87

**Power Led:** 7W - 432 lm ≠ \*FIXT 387 lm - 2700K/CRI 80 - 110-240V / 7W - 468 lm ≠ \*FIXT 419 lm - 3000K/CRI 80 - 110-240V /

7W - 504 lm ≠ \*FIXT 451 lm - 4000K/CRI 80 - 110-240V

\*FIXT lm = Spot Optic



Alimentazione elettrica 110/240V integrata. Dotata di uno spezzone di cavo uscente in neoprene di 80 mm.

Integrated 110/240V power supply. Supplied with an 80 mm lenght outgoing neoprene cable.

## 2700K

Non Dimmable

- F1110001
- F1110006
- F1110033
- F1110030
- F1110018
- F1110012

1-10V

- F1110001-310
- F1110006-310
- F1110033-310
- F1110030-310
- F1110018-310
- F1110012-310

Dali

- F1110001-300
- F1110006-300
- F1110033-300
- F1110030-300
- F1110018-300
- F1110012-300

## 2700K

Non Dimmable

- F1111001
- F1111006
- F1111033
- F1111030
- F1111018
- F1111012

1-10V

- F1111001-310
- F1111006-310
- F1111033-310
- F1111030-310
- F1111018-310
- F1111012-310

Dali

- F1111001-300
- F1111006-300
- F1111033-300
- F1111030-300
- F1111018-300
- F1111012-300

## 3000K

Non Dimmable

- F1112001
- F1112006
- F1112033
- F1112030
- F1112018
- F1112012

1-10V

- F1112001-310
- F1112006-310
- F1112033-310
- F1112030-310
- F1112018-310
- F1112012-310

Dali

- F1112001-300
- F1112006-300
- F1112033-300
- F1112030-300
- F1112018-300
- F1112012-300

## 3000K

Non Dimmable

- F1113001
- F1113006
- F1113033
- F1113030
- F1113018
- F1113012

1-10V

- F1113001-310
- F1113006-310
- F1113033-310
- F1113030-310
- F1113018-310
- F1113012-310

Dali

- F1113001-300
- F1113006-300
- F1113033-300
- F1113030-300
- F1113018-300
- F1113012-300

## 4000K

Non Dimmable

- F1114001
- F1114006
- F1114033
- F1114030
- F1114018
- F1114012

1-10V

- F1114001-310
- F1114006-310
- F1114033-310
- F1114030-310
- F1114018-310
- F1114012-310

Dali

- F1114001-300
- F1114006-300
- F1114033-300
- F1114030-300
- F1114018-300
- F1114012-300

## 4000K

Non Dimmable

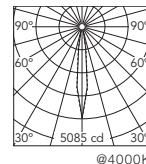
- F1115001
- F1115006
- F1115033
- F1115030
- F1115018
- F1115012

1-10V

- F1115001-310
- F1115006-310
- F1115033-310
- F1115030-310
- F1115018-310
- F1115012-310

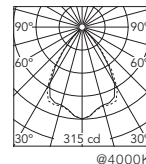
Dali

- F1115001-300
- F1115006-300
- F1115033-300
- F1115030-300
- F1115018-300
- F1115012-300



Beam Angle: 14°

h(m)	Elx)	D(m)
1	5085	0.23
2	1271	0.47
3	565	0.70
4	318	0.93
5	203	1.17



Beam Angle: 73°

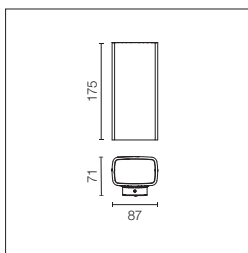
h(m)	Elx)	D(m)
1	315	1.42
2	79	2.85
3	35	4.27
4	20	5.70
5	13	7.12

## Climber Up&Down - 87

**Power Led:** 12W - 2x432 lm ≠ \*FIXT 2x392 lm - 2700K/CRI 80 - 110-240V / 12W - 2x468 lm ≠ \*FIXT 2x425 lm - 3000K/CRI 80 - 110-240V /

12W - 2x504 lm ≠ \*FIXT 2x458 lm - 4000K/CRI 80 - 110-240V

\*FIXT lm = Spot Optic



Alimentazione elettrica 110/240V integrata. Dotata di uno spezzone di cavo uscente in neoprene di 80 mm.

Integrated 110/240V power supply. Supplied with an 80 mm length outgoing neoprene cable.

### 2700K

Non Dimmable

- F1116001
- F1116006
- F1116033
- F1116030
- F1116018
- F1116012
- 1-10V
- F1116001-310
- F1116006-310
- F1116033-310
- F1116030-310
- F1116018-310
- F1116012-310
- Dali
- F1116001-300
- F1116006-300
- F1116033-300
- F1116030-300
- F1116018-300
- F1116012-300

### 3000K

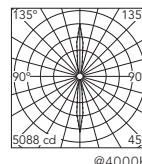
Non Dimmable

- F1118001
- F1118006
- F1118033
- F1118030
- F1118018
- F1118012
- 1-10V
- F1118001-310
- F1118006-310
- F1118033-310
- F1118030-310
- F1118018-310
- F1118012-310
- Dali
- F1118001-300
- F1118006-300
- F1118033-300
- F1118030-300
- F1118018-300
- F1118012-300

### 4000K

Non Dimmable

- F1120001
- F1120006
- F1120033
- F1120030
- F1120018
- F1120012
- 1-10V
- F1120001-310
- F1120006-310
- F1120033-310
- F1120030-310
- F1120018-310
- F1120012-310
- Dali
- F1120001-300
- F1120006-300
- F1120033-300
- F1120030-300
- F1120018-300
- F1120012-300



Beam Angle DIR: 14°

h(m)	E(ft)	D(m)
1	5088	0.23
2	1272	0.47
3	565	0.70
4	318	0.93
5	204	1.17

5088 cd @4000K

### 2700K

Non Dimmable

- F1117001
- F1117006
- F1117033
- F1117030
- F1117018
- F1117012
- 1-10V
- F1117001-310
- F1117006-310
- F1117033-310
- F1117030-310
- F1117018-310
- F1117012-310
- Dali
- F1117001-300
- F1117006-300
- F1117033-300
- F1117030-300
- F1117018-300
- F1117012-300

### 3000K

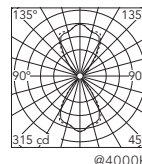
Non Dimmable

- F1119001
- F1119006
- F1119033
- F1119030
- F1119018
- F1119012
- 1-10V
- F1119001-310
- F1119006-310
- F1119033-310
- F1119030-310
- F1119018-310
- F1119012-310
- Dali
- F1119001-300
- F1119006-300
- F1119033-300
- F1119030-300
- F1119018-300
- F1119012-300

### 4000K

Non Dimmable

- F1121001
- F1121006
- F1121033
- F1121030
- F1121018
- F1121012
- 1-10V
- F1121001-310
- F1121006-310
- F1121033-310
- F1121030-310
- F1121018-310
- F1121012-310
- Dali
- F1121001-300
- F1121006-300
- F1121033-300
- F1121030-300
- F1121018-300
- F1121012-300



Beam Angle DIR: 73°

h(m)	E(ft)	D(m)
1	315	1.42
2	79	2.85
3	35	4.27
4	20	5.70
5	13	7.12


315 cd @4000K

## Climber 87: Accessori / Accessories

Dispositivo di protezione per il sovraccarico. 275Vac. Corrente massima di scarica 10KA (8/29us). Massima corrente operativa 5A. Adatto per la connessione in serie. IP66.

Surge protection device. 275Vac. Maximum discharge current 10KA (8/20us). Maximum operating current 5A. Suitable for series connection. IP66.

F990E00A000

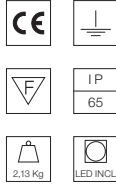
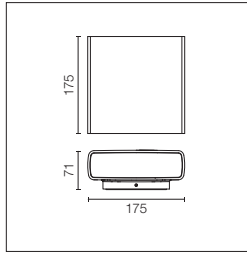


## Climber Down - 175

**Power Led:** 12W - 864 lm ≠ \*FIXT 721 lm - 2700K/CRI 80 - 110-240V / 12W - 936 lm ≠ \*FIXT 781 lm - 3000K/CRI 80 - 110-240V /

12W - 1008 lm ≠ \*FIXT 841 lm - 4000K/CRI 80 - 110-240V

\*FIXT lm = Spot Optic



Alimentazione elettrica 110/240V integrata. Dotata di uno spezzone di cavo uscente in neoprene di 80 mm.

Integrated 110/240V power supply. Supplied with an 80 mm lenght outgoing neoprene cable.

### 2700K

Non Dimmable

- F1140001
- F1140006
- F1140033
- F1140030
- F1140018
- F1140012

1-10V

- F1140001-310
- F1140006-310
- F1140033-310
- F1140030-310
- F1140018-310
- F1140012-310

Dali

- F1140001-300
- F1140006-300
- F1140033-300
- F1140030-300
- F1140018-300
- F1140012-300

### 2700K

Non Dimmable

- F1141001
- F1141006
- F1141033
- F1141030
- F1141018
- F1141012

1-10V

- F1141001-310
- F1141006-310
- F1141033-310
- F1141030-310
- F1141018-310
- F1141012-310

Dali

- F1141001-300
- F1141006-300
- F1141033-300
- F1141030-300
- F1141018-300
- F1141012-300

### 3000K

Non Dimmable

- F1142001
- F1142006
- F1142033
- F1142030
- F1142018
- F1142012

1-10V

- F1142001-310
- F1142006-310
- F1142033-310
- F1142030-310
- F1142018-310
- F1142012-310

Dali

- F1142001-300
- F1142006-300
- F1142033-300
- F1142030-300
- F1142018-300
- F1142012-300

### 3000K

Non Dimmable

- F1143001
- F1143006
- F1143033
- F1143030
- F1143018
- F1143012

1-10V

- F1143001-310
- F1143006-310
- F1143033-310
- F1143030-310
- F1143018-310
- F1143012-310

Dali

- F1143001-300
- F1143006-300
- F1143033-300
- F1143030-300
- F1143018-300
- F1143012-300

### 4000K

Non Dimmable

- F1144001
- F1144006
- F1144033
- F1144030
- F1144018
- F1144012

1-10V

- F1144001-310
- F1144006-310
- F1144033-310
- F1144030-310
- F1144018-310
- F1144012-310

Dali

- F1144001-300
- F1144006-300
- F1144033-300
- F1144030-300
- F1144018-300
- F1144012-300

### 4000K

Non Dimmable

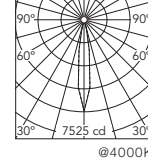
- F1145001
- F1145006
- F1145033
- F1145030
- F1145018
- F1145012

1-10V

- F1145001-310
- F1145006-310
- F1145033-310
- F1145030-310
- F1145018-310
- F1145012-310

Dali

- F1145001-300
- F1145006-300
- F1145033-300
- F1145030-300
- F1145018-300
- F1145012-300



Beam Angle: 16°

h(m) E(lx) D(m)

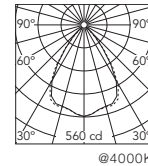
1 7525 0.28

2 1881 0.55

3 836 0.83

4 470 1.10

5 301 1.38



Beam Angle: 72°

h(m) E(lx) D(m)

1 560 1.41

2 140 2.83

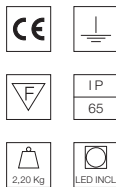
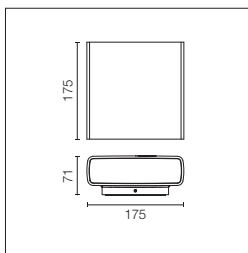
3 62 4.24

4 35 5.65

5 22 7.06

## Climber Up&Down - 175

**Power Led:** 21W - 2x864 lm ≠ \*FIXT 2x739 lm - 2700K/CRI 80 - 220-240V / 21W - 2x936 lm ≠ \*FIXT 2x800 lm - 3000K/CRI 80 - 220-240V / 21W - 2x1008 lm ≠ \*FIXT 2x862 lm - 4000K/CRI 80 - 220-240V  
 \*FIXT lm = Spot Optic



Alimentazione elettrica 220/240V integrata. Dotata di uno spezzone di cavo uscente in neoprene di 80 mm.

Integrated 220/240V power supply. Supplied with an 80 mm lenght outgoing neoprene cable.

### 2700K

Non Dimmable

- F1146001
- F1146006
- F1146033
- F1146030
- F1146018
- F1146012

1-10V

- F1146001-310
- F1146006-310
- F1146033-310
- F1146030-310
- F1146018-310
- F1146012-310

Dali

- F1146001-300
- F1146006-300
- F1146033-300
- F1146030-300
- F1146018-300
- F1146012-300

### 3000K

Non Dimmable

- F1148001
- F1148006
- F1148033
- F1148030
- F1148018
- F1148012

1-10V

- F1148001-310
- F1148006-310
- F1148033-310
- F1148030-310
- F1148018-310
- F1148012-310

Dali

- F1148001-300
- F1148006-300
- F1148033-300
- F1148030-300
- F1148018-300
- F1148012-300

### 4000K

Non Dimmable

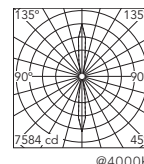
- F1150001
- F1150006
- F1150033
- F1150030
- F1150018
- F1150012

1-10V

- F1150001-310
- F1150006-310
- F1150033-310
- F1150030-310
- F1150018-310
- F1150012-310

Dali

- F1150001-300
- F1150006-300
- F1150033-300
- F1150030-300
- F1150018-300
- F1150012-300



Beam Angle DIR: 16°	h(m)	E(lx)	D(m)
1	7584	0.28	
2	1896	0.55	
3	843	0.83	
4	474	1.10	
5	303	1.38	

### 2700K

Non Dimmable

- F1147001
- F1147006
- F1147033
- F1147030
- F1147018
- F1147012

1-10V

- F1147001-310
- F1147006-310
- F1147033-310
- F1147030-310
- F1147018-310
- F1147012-310

Dali

- F1147001-300
- F1147006-300
- F1147033-300
- F1147030-300
- F1147018-300
- F1147012-300

### 3000K

Non Dimmable

- F1149001
- F1149006
- F1149033
- F1149030
- F1149018
- F1149012

1-10V

- F1149001-310
- F1149006-310
- F1149033-310
- F1149030-310
- F1149018-310
- F1149012-310

Dali

- F1149001-300
- F1149006-300
- F1149033-300
- F1149030-300
- F1149018-300
- F1149012-300

### 4000K

Non Dimmable

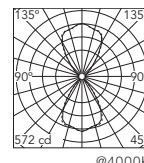
- F1151001
- F1151006
- F1151033
- F1151030
- F1151018
- F1151012

1-10V

- F1151001-310
- F1151006-310
- F1151033-310
- F1151030-310
- F1151018-310
- F1151012-310

Dali

- F1151001-300
- F1151006-300
- F1151033-300
- F1151030-300
- F1151018-300
- F1151012-300




Beam Angle DIR: 72°	h(m)	E(lx)	D(m)
1	572	1.41	
2	143	2.82	
3	64	4.23	
4	36	5.64	
5	23	7.06	

## Climber 175: Accessori / Accessories

Dispositivo di protezione per il sovraccarico. 275Vac. Corrente massima di scarica 10KA (8/29us). Massima corrente operativa 5A. Adatto per la connessione in serie. IP66.

Surge protection device. 275Vac. Maximum discharge current 10KA (8/20us). Maximum operating current 5A. Suitable for series connection. IP66.

F990E00A000

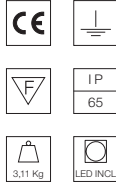
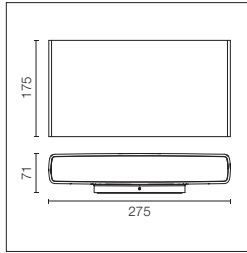


## Climber Down - 275

**Power Led:** 21W - 1728 lm ≠ \*FIXT 1240 lm - 2700K/CRI 80 - 220-240V / 21W - 1872 lm ≠ \*FIXT 1344 lm - 3000K/CRI 80 - 220-240V /

21W - 2016 lm ≠ \*FIXT 1447 lm - 4000K/CRI 80 - 220-240V

\*FIXT lm = Spot Optic



Alimentazione elettrica 220/240V integrata. Dotata di uno spezzone di cavo uscente in neoprene di 80 mm.

Integrated 220/240V power supply. Supplied with an 80 mm length outgoing neoprene cable.

### 2700K

Non Dimmable

- F1170001
- F1170006
- F1170033
- F1170030
- F1170018
- F1170012

1-10V

- F1170001-310
- F1170006-310
- F1170033-310
- F1170030-310
- F1170018-310
- F1170012-310

Dali

- F1170001-300
- F1170006-300
- F1170033-300
- F1170030-300
- F1170018-300
- F1170012-300

### 2700K

Non Dimmable

- F1171001
- F1171006
- F1171033
- F1171030
- F1171018
- F1171012

1-10V

- F1171001-310
- F1171006-310
- F1171033-310
- F1171030-310
- F1171018-310
- F1171012-310

Dali

- F1171001-300
- F1171006-300
- F1171033-300
- F1171030-300
- F1171018-300
- F1171012-300

### 3000K

Non Dimmable

- F1172001
- F1172006
- F1172033
- F1172030
- F1172018
- F1172012

1-10V

- F1172001-310
- F1172006-310
- F1172033-310
- F1172030-310
- F1172018-310
- F1172012-310

Dali

- F1172001-300
- F1172006-300
- F1172033-300
- F1172030-300
- F1172018-300
- F1172012-300

### 3000K

Non Dimmable

- F1173001
- F1173006
- F1173033
- F1173030
- F1173018
- F1173012

1-10V

- F1173001-310
- F1173006-310
- F1173033-310
- F1173030-310
- F1173018-310
- F1173012-310

Dali

- F1173001-300
- F1173006-300
- F1173033-300
- F1173030-300
- F1173018-300
- F1173012-300

### 4000K

Non Dimmable

- F1174001
- F1174006
- F1174033
- F1174030
- F1174018
- F1174012

1-10V

- F1174001-310
- F1174006-310
- F1174033-310
- F1174030-310
- F1174018-310
- F1174012-310

Dali

- F1174001-300
- F1174006-300
- F1174033-300
- F1174030-300
- F1174018-300
- F1174012-300

### 4000K

Non Dimmable

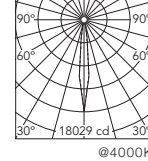
- F1175001
- F1175006
- F1175033
- F1175030
- F1175018
- F1175012

1-10V

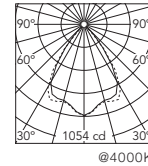
- F1175001-310
- F1175006-310
- F1175033-310
- F1175030-310
- F1175018-310
- F1175012-310

Dali

- F1175001-300
- F1175006-300
- F1175033-300
- F1175030-300
- F1175018-300
- F1175012-300



Beam Angle: 12°

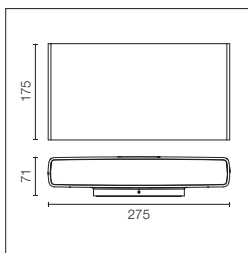


Beam Angle: 74°

## Climber Up&Down - 275

**Power Led:** 40W - 2x1728 lm ≠ \*FIXT 2x1264 lm - 2700K/CRI 80 - 220-240V / 40W - 2x1872 lm ≠ \*FIXT 2x1370 lm - 3000K/CRI 80 - 220-240V / 40W - 2x2016 lm ≠ \*FIXT 2x1475 lm - 4000K/CRI 80 - 220-240V

\*FIXT lm = Spot Optic



Alimentazione elettrica 220/240V integrata. Dotata di uno spezzone di cavo uscente in neoprene di 80 mm.

Integrated 220/240V power supply. Supplied with an 80 mm length outgoing neoprene cable.

### 2700K

Non Dimmable

- F1176001
- F1176006
- F1176033
- F1176030
- F1176018
- F1176012

1-10V

- F1176001-310
- F1176006-310
- F1176033-310
- F1176030-310
- F1176018-310
- F1176012-310

Dali

- F1176001-300
- F1176006-300
- F1176033-300
- F1176030-300
- F1176018-300
- F1176012-300

### 3000K

Non Dimmable

- F1178001
- F1178006
- F1178033
- F1178030
- F1178018
- F1178012

1-10V

- F1178001-310
- F1178006-310
- F1178033-310
- F1178030-310
- F1178018-310
- F1178012-310

Dali

- F1178001-300
- F1178006-300
- F1178033-300
- F1178030-300
- F1178018-300
- F1178012-300

### 4000K

Non Dimmable

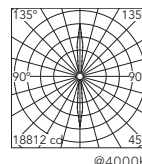
- F1180001
- F1180006
- F1180033
- F1180030
- F1180018
- F1180012

1-10V

- F1180001-310
- F1180006-310
- F1180033-310
- F1180030-310
- F1180018-310
- F1180012-310

Dali

- F1180001-300
- F1180006-300
- F1180033-300
- F1180030-300
- F1180018-300
- F1180012-300



Beam Angle DIR: 12°	h(m)	E(ft)	D(m)
1	18812	0.22	
2	4703	0.44	
3	2090	0.66	
4	1176	0.87	
5	752	1.09	

### 2700K

Non Dimmable

- F1177001
- F1177006
- F1177033
- F1177030
- F1177018
- F1177012

1-10V

- F1177001-310
- F1177006-310
- F1177033-310
- F1177030-310
- F1177018-310
- F1177012-310

Dali

- F1177001-300
- F1177006-300
- F1177033-300
- F1177030-300
- F1177018-300
- F1177012-300

### 3000K

Non Dimmable

- F1179001
- F1179006
- F1179033
- F1179030
- F1179018
- F1179012

1-10V

- F1179001-310
- F1179006-310
- F1179033-310
- F1179030-310
- F1179018-310
- F1179012-310

Dali

- F1179001-300
- F1179006-300
- F1179033-300
- F1179030-300
- F1179018-300
- F1179012-300

### 4000K

Non Dimmable

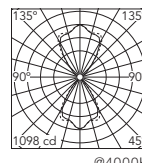
- F1181001
- F1181006
- F1181033
- F1181030
- F1181018
- F1181012

1-10V

- F1181001-310
- F1181006-310
- F1181033-310
- F1181030-310
- F1181018-310
- F1181012-310

Dali

- F1181001-300
- F1181006-300
- F1181033-300
- F1181030-300
- F1181018-300
- F1181012-300




Beam Angle DIR: 74°	h(m)	E(ft)	D(m)
1	1098	1.45	
2	274	2.89	
3	122	4.34	
4	69	5.78	
5	44	7.23	

## Climber 275: Accessori / Accessories

Dispositivo di protezione per il sovraccarico. 275Vac. Corrente massima di scarica 10KA (8/29us). Massima corrente operativa 5A. Adatto per la connessione in serie. IP66.

Surge protection device. 275Vac. Maximum discharge current 10KA (8/20us). Maximum operating current 5A. Suitable for series connection. IP66.

F990E00A000





# Outgraze

Designed by Flos Outdoor



## Famiglia / Family


---



## Colori / Colours

---

### Outgraze



01 Bianco  
01 White



06 Grigio  
06 Grey



33 Antracite  
33 Anthracite



30 Nero  
30 Black



18 Deep Brown  
18 Deep Brown



12 Forest Green  
12 Forest Green

Apparecchio da esterni per installazione a parete o soffitto con fonte di luce a LED.

Corpo centrale in alluminio estruso, estremità di chiusura in alluminio pressofuso.

Ottiche realizzate con passo costante tra le lenti per offrire flusso luminoso omogeneo anche in caso di più lampade installate in una Continuous Line.

Rivestimento esterno ad alta resistenza applicato con un doppio strato con polveri secondo lo standard QUALICOAT. Il primo strato di polvere epossidica dà resistenza chimica e meccanica, il secondo strato di finitura di polvere poliestere assicura resistenza ai raggi UV ed agli agenti atmosferici.

Le superfici verniciate sono trattate con lavaggi alcalini e acidi, risciacquate con acqua demineralizzata e sottoposte a un trattamento di conversione chimica per proteggere contro l'ossidazione.

Diffusore in vetro trasparente extra chiaro o sabbiato serigrafato e incollato per garantire la tenuta all'acqua.

L'installazione del prodotto prevede l'uso obbligatorio di staffe in acciaio, da ordinare separatamente.

Apparecchi forniti con uno spezzone di cavo in neoprene di circa 1000 mm uscente su un lato. Disponibile versione degli apparecchi con collegamento passante per installazione multipla con continuità di linea.

Si raccomanda l'uso di un sistema di connessione con un grado di protezione maggiore o uguale al grado di protezione dell'apparecchio.

Durante il montaggio e la manutenzione degli apparecchi bisogna prestare particolare attenzione a non danneggiare la verniciatura a polvere. Un danno combinato all'azione dell'acqua potrebbe provocarne la corrosione.

I prodotti chimici danneggiano la protezione anticorrosione.

Gli apparecchi a LED, possono evidenziare guasti riconducibili a sollecitazioni di natura elettrica che interessano i relativi isolamenti con innesco di scariche elettriche distruttive.

Queste sollecitazioni possono derivare da:

- sovratensioni provenienti dalla rete elettrica di alimentazione dell'impianto/apparecchi.
- sovratensioni di origine elettrostatica (ESD) provenienti dall'ambiente.

Consigliamo l'installazione di un dispositivo di protezione dalle sovratensioni sull'impianto elettrico che attenua l'intensità di alcuni di questi fenomeni proteggendo gli apparecchi da danni irreversibili. La scelta del dispositivo più idoneo va tarata in base alle caratteristiche dell'impianto.

Luminaire for outdoor use for installation on the wall or ceiling with LED light source.

Central body in extruded aluminum, end cap in die-cast aluminum.

Optics made with constant pitch between the lenses to offer a homogeneous luminous flux even in case of multiple lamps installed in a continuous line.

High resistance external coating applied with a double layer of epoxy powders in accordance with the QUALICOAT standard. The first layer of epoxy powder gives chemical and mechanical resistance, the second finishing layer of polyester powder ensures resistance to UV rays and atmospheric agents.

The painted surfaces are treated with alkaline and acidic washes, then rinsed with demineralized water, subjected to a chemical conversion treatment to protect against oxidation.

Diffuser in extra clear transparent glass or sand-blasted glass, screen-printed and glued to ensure a watertight seal.

The installation of the product requires use of steel brackets, to be ordered separately.

Luminaire provided with a length of approximately 1000 mm of outgoing neoprene cable on one side. Available versions of luminaires with loop-through connection for multiple installation with continuity of line.

We recommend using a connection system with a degree of protection greater than or equal to the degree of protection of the luminaire.

During the installation and the maintenance of the fixtures it is important to be careful and avoid damages on the paint coating.

Damages on the coating exposed to outdoor conditions or water, could cause corrosion.

Chemical substances affect the anticorrosion covering protection.

For LED fixtures, there is evidence that most of the damages are connected to electrical effects related to the insulations, which cause destructive electrical discharges

These effects are frequently caused by:

- over voltage coming from the mains' network where fixture is connected.
- electrostatic discharge (ESD) coming from the environment.

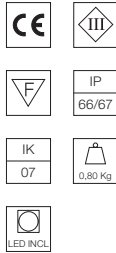
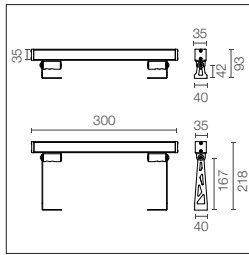
The use of a protective device against the overvoltage on the electrical installation is warmly suggest this helps to reduce the intensity of some of these phenomenon and prevent irreversible damages.

The selection of the type of device to be used must be adjust on the electrical plant.

# Outgraze 35 L 300 mm

**Power Led:** 7W - 696 lm ≠ \*FIXT 517 lm - 2700K/CRI 80 - 48V / 7W - 720 lm ≠ \*FIXT 536 lm - 3000K/CRI 80 - 48V / 7W - 745 lm ≠ \*FIXT 554 lm - 4000K/CRI 80 - 48V

\*FIXT lm = Medium Optic



Alimentazione elettrica remota 48V e staffe di installazione da ordinare separatamente. Vetro trasparente extra chiaro, esclusa versione DIFFUSED con vetro sabbaiato. Apparecchi dimmerabili PWM.

A richiesta versione SMART (potenza 4W - flusso -50% lm).

48V remote power supply and installation brackets to be ordered separately. Extra clear transparent glass, excluding the DIFFUSE version with sandblasted glass. Dimmable PWM luminaires.

SMART version available upon request (power 4W - flux -50% lm).

**1Standard - Schema elettrico n.1 page 134 / Wiring diagram n.1 page 134**

### 2700K

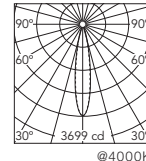
- F020A21H001
- F020A21H006
- F020A21H033
- F020A21H030
- F020A21H018
- F020A21H012

### 3000K

- F020A31H001
- F020A31H006
- F020A31H033
- F020A31H030
- F020A31H018
- F020A31H012

### 4000K

- F020A41H001
- F020A41H006
- F020A41H033
- F020A41H030
- F020A41H018
- F020A41H012



Beam Angle: 18°

h(m)	EI(x)	D(m)
1	3699	0.34
2	925	0.68
3	411	1.02
4	231	1.36
5	148	1.70

3699 cd @4000K

**2Quick Install I H2O Stop Fast Connect - Schema elettrico n.2 page 134 / Wiring diagram n.2 page 134**

### 2700K

- F020B21H001
- F020B21H006
- F020B21H033
- F020B21H030
- F020B21H018
- F020B21H012

### 3000K

- F020B31H001
- F020B31H006
- F020B31H033
- F020B31H030
- F020B31H018
- F020B31H012

### 4000K

- F020B41H001
- F020B41H006
- F020B41H033
- F020B41H030
- F020B41H018
- F020B41H012

**1Standard - Schema elettrico n.1 page 134 / Wiring diagram n.1 page 134**

### 2700K

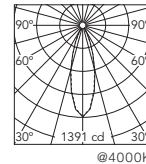
- F020A25H001
- F020A25H006
- F020A25H033
- F020A25H030
- F020A25H018
- F020A25H012

### 3000K

- F020A35H001
- F020A35H006
- F020A35H033
- F020A35H030
- F020A35H018
- F020A35H012

### 4000K

- F020A45H001
- F020A45H006
- F020A45H033
- F020A45H030
- F020A45H018
- F020A45H012



Beam Angle: 30°

h(m)	EI(x)	D(m)
1	1391	0.55
2	348	1.11
3	155	1.66
4	87	2.22
5	56	2.77

1391 cd @4000K

**2Quick Install I H2O Stop Fast Connect - Schema elettrico n.2 page 134 / Wiring diagram n.2 page 134**

### 2700K

- F020B25H001
- F020B25H006
- F020B25H033
- F020B25H030
- F020B25H018
- F020B25H012

### 3000K

- F020B35H001
- F020B35H006
- F020B35H033
- F020B35H030
- F020B35H018
- F020B35H012

### 4000K

- F020B45H001
- F020B45H006
- F020B45H033
- F020B45H030
- F020B45H018
- F020B45H012

**1Standard - Schema elettrico n.1 page 134 / Wiring diagram n.1 page 134**

### 2700K

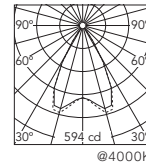
- F020A2AH001
- F020A2AH006
- F020A2AH033
- F020A2AH030
- F020A2AH018
- F020A2AH012

### 3000K

- F020A3AH001
- F020A3AH006
- F020A3AH033
- F020A3AH030
- F020A3AH018
- F020A3AH012

### 4000K

- F020A4AH001
- F020A4AH006
- F020A4AH033
- F020A4AH030
- F020A4AH018
- F020A4AH012



Beam Angle: 59°

h(m)	EI(x)	D(m)
1	594	1.14
2	148	2.28
3	66	3.41
4	37	4.55
5	24	5.69

594 cd @4000K

**2Quick Install I H2O Stop Fast Connect - Schema elettrico n.2 page 134 / Wiring diagram n.2 page 134**

### 2700K

- F020B2AH001
- F020B2AH006
- F020B2AH033
- F020B2AH030
- F020B2AH018
- F020B2AH012

### 3000K

- F020B3AH001
- F020B3AH006
- F020B3AH033
- F020B3AH030
- F020B3AH018
- F020B3AH012

### 4000K

- F020B4AH001
- F020B4AH006
- F020B4AH033
- F020B4AH030
- F020B4AH018
- F020B4AH012

<sup>1</sup>Standard Version: spezzone di cavo in uscita 1000 mm (accessori per collegamento da ordinare) / 1000 mm lenght prewired cable (connecting accessory to be separately ordered).

<sup>2</sup>Quick Install In H2O Stop Version: connettore H2O Stop Plug&Play preinstallato per connessione rapida (accessori per collegamento da ordinare) / Prewired H2O Stop Plug&Play connector for an easy/rapid connection (connecting accessory to be ordered separately).

**1Standard** - Schema elettrico n.1 page 134 / Wiring diagram n.1 page 134

**2700K**

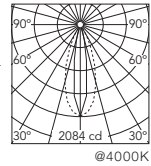
- F020A2EH001
- F020A2EH006
- F020A2EH033
- F020A2EH030
- F020A2EH018
- F020A2EH012

**3000K**

- F020A3EH001
- F020A3EH006
- F020A3EH033
- F020A3EH030
- F020A3EH018
- F020A3EH012

**4000K**

- F020A4EH001
- F020A4EH006
- F020A4EH033
- F020A4EH030
- F020A4EH018
- F020A4EH012



Beam Angle: 38°

h(m)	E(ft)	D(m)
1	2084	0.30
2	521	0.60
3	232	0.90
4	130	1.20
5	83	1.50

@4000K

**2Quick Install I H2O Stop Fast Connect** - Schema elettrico n.2 page 134 / Wiring diagram n.2 page 134

**2700K**

- F020B2EH001
- F020B2EH006
- F020B2EH033
- F020B2EH030
- F020B2EH018
- F020B2EH012

**3000K**

- F020B3EH001
- F020B3EH006
- F020B3EH033
- F020B3EH030
- F020B3EH018
- F020B3EH012

**4000K**

- F020B4EH001
- F020B4EH006
- F020B4EH033
- F020B4EH030
- F020B4EH018
- F020B4EH012

**1Standard** - Schema elettrico n.1 page 134 / Wiring diagram n.1 page 134

**2700K**

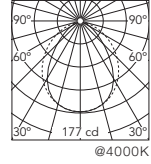
- F020A2JH001
- F020A2JH006
- F020A2JH033
- F020A2JH030
- F020A2JH018
- F020A2JH012

**3000K**

- F020A3JH001
- F020A3JH006
- F020A3JH033
- F020A3JH030
- F020A3JH018
- F020A3JH012

**4000K**

- F020A4JH001
- F020A4JH006
- F020A4JH033
- F020A4JH030
- F020A4JH018
- F020A4JH012



Beam Angle: 90°

h(m)	E(ft)	D(m)
1	177	1.67
2	44	3.34
3	20	5.00
4	11	6.67
5	7	8.34

@4000K

**2Quick Install I H2O Stop Fast Connect** - Schema elettrico n.2 page 134 / Wiring diagram n.2 page 134

**2700K**

- F020B2JH001
- F020B2JH006
- F020B2JH033
- F020B2JH030
- F020B2JH018
- F020B2JH012

**3000K**

- F020B3JH001
- F020B3JH006
- F020B3JH033
- F020B3JH030
- F020B3JH018
- F020B3JH012

**4000K**

- F020B4JH001
- F020B4JH006
- F020B4JH033
- F020B4JH030
- F020B4JH018
- F020B4JH012



**1Standard** - Schema elettrico n.1 page 134 / Wiring diagram n.1 page 134

**2700K**

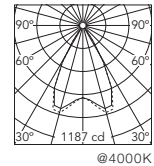
- F020A2BH001
- F020A2BH006
- F020A2BH033
- F020A2BH030
- F020A2BH018
- F020A2BH012

**3000K**

- F020A3BH001
- F020A3BH006
- F020A3BH033
- F020A3BH030
- F020A3BH018
- F020A3BH012

**4000K**

- F020A4BH001
- F020A4BH006
- F020A4BH033
- F020A4BH030
- F020A4BH018
- F020A4BH012



Beam Angle: 59°

h(m)	E(lx)	D(m)
1	1187	1.14
2	297	2.28
3	132	3.41
4	74	4.55
5	47	5.69

@4000K

**2Quick Install I H2O Stop Fast Connect** - Schema elettrico n.2 page 134 / Wiring diagram n.2 page 134

**2700K**

- F020B2BH001
- F020B2BH006
- F020B2BH033
- F020B2BH030
- F020B2BH018
- F020B2BH012

**3000K**

- F020B3BH001
- F020B3BH006
- F020B3BH033
- F020B3BH030
- F020B3BH018
- F020B3BH012

**4000K**

- F020B4BH001
- F020B4BH006
- F020B4BH033
- F020B4BH030
- F020B4BH018
- F020B4BH012

**3Continuous Line I/O H2O Stop Fast Connect** - Schema elettrico n.3 page 134 / Wiring diagram n.3 page 134

**2700K**

- F020C2BH001
- F020C2BH006
- F020C2BH033
- F020C2BH030
- F020C2BH018
- F020C2BH012

**3000K**

- F020C3BH001
- F020C3BH006
- F020C3BH033
- F020C3BH030
- F020C3BH018
- F020C3BH012

**4000K**

- F020C4BH001
- F020C4BH006
- F020C4BH033
- F020C4BH030
- F020C4BH018
- F020C4BH012

**1Standard** - Schema elettrico n.1 page 134 / Wiring diagram n.1 page 134

**2700K**

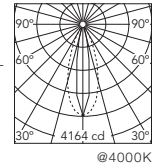
- F020A2FH001
- F020A2FH006
- F020A2FH033
- F020A2FH030
- F020A2FH018
- F020A2FH012

**3000K**

- F020A3FH001
- F020A3FH006
- F020A3FH033
- F020A3FH030
- F020A3FH018
- F020A3FH012

**4000K**

- F020A4FH001
- F020A4FH006
- F020A4FH033
- F020A4FH030
- F020A4FH018
- F020A4FH012



Beam Angle: 38°

h(m)	E(lx)	D(m)
1	4164	0.30
2	1041	0.60
3	463	0.90
4	260	1.20
5	167	1.50

@4000K

**2Quick Install I H2O Stop Fast Connect** - Schema elettrico n.2 page 134 / Wiring diagram n.2 page 134

**2700K**

- F020B2FH001
- F020B2FH006
- F020B2FH033
- F020B2FH030
- F020B2FH018
- F020B2FH012

**3000K**

- F020B3FH001
- F020B3FH006
- F020B3FH033
- F020B3FH030
- F020B3FH018
- F020B3FH012

**4000K**

- F020B4FH001
- F020B4FH006
- F020B4FH033
- F020B4FH030
- F020B4FH018
- F020B4FH012

**3Continuous Line I/O H2O Stop Fast Connect** - Schema elettrico n.3 page 134 / Wiring diagram n.3 page 134

**2700K**

- F020C2FH001
- F020C2FH006
- F020C2FH033
- F020C2FH030
- F020C2FH018
- F020C2FH012

**3000K**

- F020C3FH001
- F020C3FH006
- F020C3FH033
- F020C3FH030
- F020C3FH018
- F020C3FH012

**4000K**

- F020C4FH001
- F020C4FH006
- F020C4FH033
- F020C4FH030
- F020C4FH018
- F020C4FH012

**1Standard** - Schema elettrico n.1 page 134 / Wiring diagram n.1 page 134

**2700K**

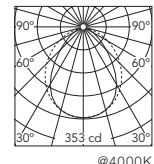
- F020A2KH001
- F020A2KH006
- F020A2KH033
- F020A2KH030
- F020A2KH018
- F020A2KH012

**3000K**

- F020A3KH001
- F020A3KH006
- F020A3KH033
- F020A3KH030
- F020A3KH018
- F020A3KH012

**4000K**

- F020A4KH001
- F020A4KH006
- F020A4KH033
- F020A4KH030
- F020A4KH018
- F020A4KH012



Beam Angle: 90°

h(m)	E(lx)	D(m)
1	353	1.67
2	88	3.34
3	39	5.00
4	22	6.67
5	14	8.34

@4000K

**2Quick Install I H2O Stop Fast Connect** - Schema elettrico n.2 page 134 / Wiring diagram n.2 page 134

**2700K**

- F020B2KH001
- F020B2KH006
- F020B2KH033
- F020B2KH030
- F020B2KH018
- F020B2KH012

**3000K**

- F020B3KH001
- F020B3KH006
- F020B3KH033
- F020B3KH030
- F020B3KH018
- F020B3KH012

**4000K**

- F020B4KH001
- F020B4KH006
- F020B4KH033
- F020B4KH030
- F020B4KH018
- F020B4KH012

**3Continuous Line I/O H2O Stop Fast Connect** - Schema elettrico n.3 page 134 / Wiring diagram n.3 page 134

**2700K**

- F020C2KH001
- F020C2KH006
- F020C2KH033
- F020C2KH030
- F020C2KH018
- F020C2KH012

**3000K**

- F020C3KH001
- F020C3KH006
- F020C3KH033
- F020C3KH030
- F020C3KH018
- F020C3KH012

**4000K**

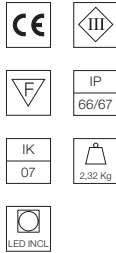
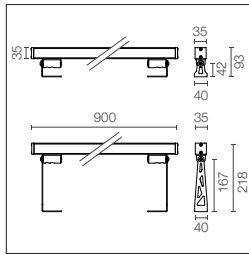
- F020C4KH001
- F020C4KH006
- F020C4KH033
- F020C4KH030
- F020C4KH018
- F020C4KH012



# Outgraze 35 L 900 mm

**Power Led:** 18W - 2087 lm  $\neq$  \*FIXT 1551 lm - 2700K/CRI 80 - 48V / 18W - 2161 lm  $\neq$  \*FIXT 1607 lm - 3000K/CRI 80 - 48V / 18W - 2236 lm  $\neq$  \*FIXT 1662 lm - 4000K/CRI 80 - 48V

\*FIXT lm = Medium Optic



Alimentazione elettrica remota 48V e staffe di installazione da ordinare separatamente. Vetro trasparente extra chiaro, esclusa versione DIFFUSED con vetro sabbiato. Apparecchi dimmerabili PWM.

A richiesta versione SMART (potenza 11W - flusso -50% lm).

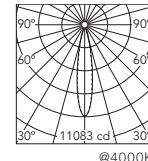
48V remote power supply and installation brackets to be ordered separately. Extra clear transparent glass, excluding the DIFFUSED version with sandblasted glass. Dimmable PWM luminaires.

SMART version available upon request (power 11W - flux -50% lm).

**1Standard - Schema elettrico n.1 page 134 / Wiring diagram n.1 page 134**

- |               |               |
|---------------|---------------|
| <b>2700K</b>  | <b>3000K</b>  |
| ○ F020A23H001 | ○ F020A33H001 |
| ● F020A23H006 | ● F020A33H006 |
| ● F020A23H033 | ● F020A33H033 |
| ● F020A23H030 | ● F020A33H030 |
| ● F020A23H018 | ● F020A33H018 |
| ● F020A23H012 | ● F020A33H012 |

- |               |
|---------------|
| <b>4000K</b>  |
| ○ F020A43H001 |
| ● F020A43H006 |
| ● F020A43H033 |
| ● F020A43H030 |
| ● F020A43H018 |
| ● F020A43H012 |



Beam Angle: 18°		
h(m)	E(lx)	D(m)
1	11083	0.34
2	2771	0.68
3	1231	1.02
4	693	1.36
5	443	1.70

@4000K

**2Quick Install I H2O Stop Fast Connect - Schema elettrico n.2 page 134 / Wiring diagram n.2 page 134**

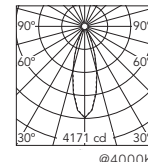
- |               |               |               |
|---------------|---------------|---------------|
| <b>2700K</b>  | <b>3000K</b>  | <b>4000K</b>  |
| ○ F020B23H001 | ○ F020B33H001 | ○ F020B43H001 |
| ● F020B23H006 | ● F020B33H006 | ● F020B43H006 |
| ● F020B23H033 | ● F020B33H033 | ● F020B43H033 |
| ● F020B23H030 | ● F020B33H030 | ● F020B43H030 |
| ● F020B23H018 | ● F020B33H018 | ● F020B43H018 |
| ● F020B23H012 | ● F020B33H012 | ● F020B43H012 |

**3Continuous Line I/O H2O Stop Fast Connect - Schema elettrico n.3 page 134 / Wiring diagram n.3 page 134**

- |               |               |               |
|---------------|---------------|---------------|
| <b>2700K</b>  | <b>3000K</b>  | <b>4000K</b>  |
| ○ F020C23H001 | ○ F020C33H001 | ○ F020C43H001 |
| ● F020C23H006 | ● F020C33H006 | ● F020C43H006 |
| ● F020C23H033 | ● F020C33H033 | ● F020C43H033 |
| ● F020C23H030 | ● F020C33H030 | ● F020C43H030 |
| ● F020C23H018 | ● F020C33H018 | ● F020C43H018 |
| ● F020C23H012 | ● F020C33H012 | ● F020C43H012 |

**1Standard - Schema elettrico n.1 page 134 / Wiring diagram n.1 page 134**

- |               |               |               |
|---------------|---------------|---------------|
| <b>2700K</b>  | <b>3000K</b>  | <b>4000K</b>  |
| ○ F020A27H001 | ○ F020A37H001 | ○ F020A47H001 |
| ● F020A27H006 | ● F020A37H006 | ● F020A47H006 |
| ● F020A27H033 | ● F020A37H033 | ● F020A47H033 |
| ● F020A27H030 | ● F020A37H030 | ● F020A47H030 |
| ● F020A27H018 | ● F020A37H018 | ● F020A47H018 |
| ● F020A27H012 | ● F020A37H012 | ● F020A47H012 |



Beam Angle: 30°		
h(m)	E(lx)	D(m)
1	4171	0.55
2	1043	1.11
3	463	1.66
4	261	2.22
5	167	2.77

@4000K

**2Quick Install I H2O Stop Fast Connect - Schema elettrico n.2 page 134 / Wiring diagram n.2 page 134**

- |               |               |               |
|---------------|---------------|---------------|
| <b>2700K</b>  | <b>3000K</b>  | <b>4000K</b>  |
| ○ F020B27H001 | ○ F020B37H001 | ○ F020B47H001 |
| ● F020B27H006 | ● F020B37H006 | ● F020B47H006 |
| ● F020B27H033 | ● F020B37H033 | ● F020B47H033 |
| ● F020B27H030 | ● F020B37H030 | ● F020B47H030 |
| ● F020B27H018 | ● F020B37H018 | ● F020B47H018 |
| ● F020B27H012 | ● F020B37H012 | ● F020B47H012 |

**3Continuous Line I/O H2O Stop Fast Connect - Schema elettrico n.3 page 134 / Wiring diagram n.3 page 134**

- |               |               |               |
|---------------|---------------|---------------|
| <b>2700K</b>  | <b>3000K</b>  | <b>4000K</b>  |
| ○ F020C27H001 | ○ F020C37H001 | ○ F020C47H001 |
| ● F020C27H006 | ● F020C37H006 | ● F020C47H006 |
| ● F020C27H033 | ● F020C37H033 | ● F020C47H033 |
| ● F020C27H030 | ● F020C37H030 | ● F020C47H030 |
| ● F020C27H018 | ● F020C37H018 | ● F020C47H018 |
| ● F020C27H012 | ● F020C37H012 | ● F020C47H012 |

<sup>1</sup>Standard Version: spezzone di cavo in uscita 1000 mm (accessori per collegamento da ordinare) / 1000 mm lenght prewired cable (connecting accessory to be separately ordered).

<sup>2</sup>Quick Install In H2O Stop Version: connettore H2O Stop Plug&Play preinstallato per connessione rapida (accessori per collegamento da ordinare) / Prewired H2O Stop Plug&Play connector for an easy/rapid connection (connecting accessory to be ordered separately).

<sup>3</sup>Continuous Line In/Out H2O Stop Version: connettori H2O Stop Plug&Play preinstallati per connessione in linea (accessori per collegamento da ordinare) / Prewired H2O Stop Plug&Play connectors for an easy in line connection (connecting accessory to be ordered separately).

**1Standard** - Schema elettrico n.1 page 134 / Wiring diagram n.1 page 134

**2700K**

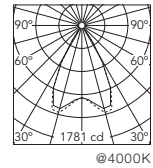
- F020A2CH001
- F020A2CH006
- F020A2CH033
- F020A2CH030
- F020A2CH018
- F020A2CH012

**3000K**

- F020A3CH001
- F020A3CH006
- F020A3CH033
- F020A3CH030
- F020A3CH018
- F020A3CH012

**4000K**

- F020A4CH001
- F020A4CH006
- F020A4CH033
- F020A4CH030
- F020A4CH018
- F020A4CH012



Beam Angle: 59°

h(m)	E(fc)	D(m)
1	1781	1.14
2	445	2.28
3	198	3.41
4	111	4.55
5	71	5.69

@4000K

**2Quick Install I H2O Stop Fast Connect** - Schema elettrico n.2 page 134 / Wiring diagram n.2 page 134

**2700K**

- F020B2CH001
- F020B2CH006
- F020B2CH033
- F020B2CH030
- F020B2CH018
- F020B2CH012

**3000K**

- F020B3CH001
- F020B3CH006
- F020B3CH033
- F020B3CH030
- F020B3CH018
- F020B3CH012

**4000K**

- F020B4CH001
- F020B4CH006
- F020B4CH033
- F020B4CH030
- F020B4CH018
- F020B4CH012

**3Continuous Line I/O H2O Stop Fast Connect** - Schema elettrico n.3 page 134 / Wiring diagram n.3 page 134

**2700K**

- F020C2CH001
- F020C2CH006
- F020C2CH033
- F020C2CH030
- F020C2CH018
- F020C2CH012

**3000K**

- F020C3CH001
- F020C3CH006
- F020C3CH033
- F020C3CH030
- F020C3CH018
- F020C3CH012

**4000K**

- F020C4CH001
- F020C4CH006
- F020C4CH033
- F020C4CH030
- F020C4CH018
- F020C4CH012

**1Standard** - Schema elettrico n.1 page 134 / Wiring diagram n.1 page 134

**2700K**

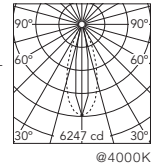
- F020A2GH001
- F020A2GH006
- F020A2GH033
- F020A2GH030
- F020A2GH018
- F020A2GH012

**3000K**

- F020A3GH001
- F020A3GH006
- F020A3GH033
- F020A3GH030
- F020A3GH018
- F020A3GH012

**4000K**

- F020A4GH001
- F020A4GH006
- F020A4GH033
- F020A4GH030
- F020A4GH018
- F020A4GH012



Beam Angle: 38°

h(m)	E(fc)	D(m)
1	6247	0.30
2	1562	0.60
3	694	0.90
4	390	1.20
5	250	1.50

@4000K

**2Quick Install I H2O Stop Fast Connect** - Schema elettrico n.2 page 134 / Wiring diagram n.2 page 134

**2700K**

- F020B2GH001
- F020B2GH006
- F020B2GH033
- F020B2GH030
- F020B2GH018
- F020B2GH012

**3000K**

- F020B3GH001
- F020B3GH006
- F020B3GH033
- F020B3GH030
- F020B3GH018
- F020B3GH012

**4000K**

- F020B4GH001
- F020B4GH006
- F020B4GH033
- F020B4GH030
- F020B4GH018
- F020B4GH012

**3Continuous Line I/O H2O Stop Fast Connect** - Schema elettrico n.3 page 134 / Wiring diagram n.3 page 134

**2700K**

- F020C2GH001
- F020C2GH006
- F020C2GH033
- F020C2GH030
- F020C2GH018
- F020C2GH012

**3000K**

- F020C3GH001
- F020C3GH006
- F020C3GH033
- F020C3GH030
- F020C3GH018
- F020C3GH012

**4000K**

- F020C4GH001
- F020C4GH006
- F020C4GH033
- F020C4GH030
- F020C4GH018
- F020C4GH012

**1Standard** - Schema elettrico n.1 page 134 / Wiring diagram n.1 page 134

**2700K**

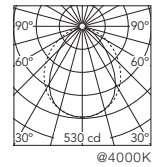
- F020A2LH001
- F020A2LH006
- F020A2LH033
- F020A2LH030
- F020A2LH018
- F020A2LH012

**3000K**

- F020A3LH001
- F020A3LH006
- F020A3LH033
- F020A3LH030
- F020A3LH018
- F020A3LH012

**4000K**

- F020A4LH001
- F020A4LH006
- F020A4LH033
- F020A4LH030
- F020A4LH018
- F020A4LH012



Beam Angle: 90°

h(m)	E(fc)	D(m)
1	530	1.67
2	132	3.34
3	59	5.00
4	33	6.67
5	21	8.34

@4000K

**2Quick Install I H2O Stop Fast Connect** - Schema elettrico n.2 page 134 / Wiring diagram n.2 page 134

**2700K**

- F020B2LH001
- F020B2LH006
- F020B2LH033
- F020B2LH030
- F020B2LH018
- F020B2LH012

**3000K**

- F020B3LH001
- F020B3LH006
- F020B3LH033
- F020B3LH030
- F020B3LH018
- F020B3LH012

**4000K**

- F020B4LH001
- F020B4LH006
- F020B4LH033
- F020B4LH030
- F020B4LH018
- F020B4LH012

**3Continuous Line I/O H2O Stop Fast Connect** - Schema elettrico n.3 page 134 / Wiring diagram n.3 page 134

**2700K**

- F020C2LH001
- F020C2LH006
- F020C2LH033
- F020C2LH030
- F020C2LH018
- F020C2LH012

**3000K**

- F020C3LH001
- F020C3LH006
- F020C3LH033
- F020C3LH030
- F020C3LH018
- F020C3LH012

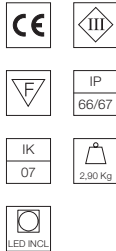
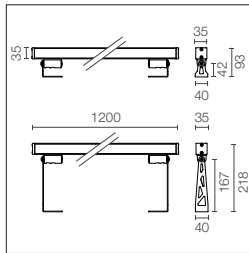
**4000K**

- F020C4LH001
- F020C4LH006
- F020C4LH033
- F020C4LH030
- F020C4LH018
- F020C4LH012

# Outgraze 35 L 1200 mm

**Power Led:** 23W - 2782 lm ≠ \*FIXT 2069 lm - 2700K/CRI 80 - 48V /23W - 2881 lm ≠ \*FIXT 2142 lm - 3000K/CRI 80 - 48V / 23W - 2981 lm ≠ \*FIXT 2216 lm - 4000K/CRI 80 - 48V

\*FIXT lm = Medium Optic



Alimentazione elettrica remota 48V e staffe di installazione da ordinare separatamente. Vetro trasparente extra chiaro, esclusa versione DIFFUSED con vetro sabbato. Apparecchi dimmerabili PWM.

48V remote power supply and installation brackets to be ordered separately. Extra clear transparent glass, excluding the DIFFUSE version with sandblasted glass. Dimmable PWM luminaires.

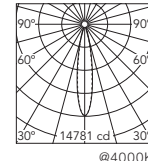
A richiesta versione SMART (potenza 14W - flusso -50% lm).

SMART version available upon request (power 14W - flux -50% lm).

**1Standard - Schema elettrico n.1 page 134 / Wiring diagram n.1 page 134**

- |               |               |
|---------------|---------------|
| <b>2700K</b>  | <b>3000K</b>  |
| ○ F020A24H001 | ○ F020A34H001 |
| ● F020A24H006 | ● F020A34H006 |
| ● F020A24H033 | ● F020A34H033 |
| ● F020A24H030 | ● F020A34H030 |
| ● F020A24H018 | ● F020A34H018 |
| ● F020A24H012 | ● F020A34H012 |

- |               |
|---------------|
| <b>4000K</b>  |
| ○ F020A44H001 |
| ● F020A44H006 |
| ● F020A44H033 |
| ● F020A44H030 |
| ● F020A44H018 |
| ● F020A44H012 |



Beam Angle: 18°			
h(m)	E lx	D(m)	
1	14781	0.34	
2	3695	0.68	
3	1642	1.02	
4	924	1.36	
5	591	1.70	

**2Quick Install I H2O Stop Fast Connect - Schema elettrico n.2 page 134 / Wiring diagram n.2 page 134**

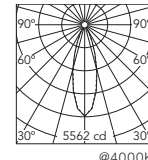
- |               |               |               |
|---------------|---------------|---------------|
| <b>2700K</b>  | <b>3000K</b>  | <b>4000K</b>  |
| ○ F020B24H001 | ○ F020B34H001 | ○ F020B44H001 |
| ● F020B24H006 | ● F020B34H006 | ● F020B44H006 |
| ● F020B24H033 | ● F020B34H033 | ● F020B44H033 |
| ● F020B24H030 | ● F020B34H030 | ● F020B44H030 |
| ● F020B24H018 | ● F020B34H018 | ● F020B44H018 |
| ● F020B24H012 | ● F020B34H012 | ● F020B44H012 |

**3Continuous Line I/O H2O Stop Fast Connect - Schema elettrico n.3 page 134 / Wiring diagram n.3 page 134**

- |               |               |               |
|---------------|---------------|---------------|
| <b>2700K</b>  | <b>3000K</b>  | <b>4000K</b>  |
| ○ F020C24H001 | ○ F020C34H001 | ○ F020C44H001 |
| ● F020C24H006 | ● F020C34H006 | ● F020C44H006 |
| ● F020C24H033 | ● F020C34H033 | ● F020C44H033 |
| ● F020C24H030 | ● F020C34H030 | ● F020C44H030 |
| ● F020C24H018 | ● F020C34H018 | ● F020C44H018 |
| ● F020C24H012 | ● F020C34H012 | ● F020C44H012 |

**1Standard - Schema elettrico n.1 page 134 / Wiring diagram n.1 page 134**

- |               |               |               |
|---------------|---------------|---------------|
| <b>2700K</b>  | <b>3000K</b>  | <b>4000K</b>  |
| ○ F020A28H001 | ○ F020A38H001 | ○ F020A48H001 |
| ● F020A28H006 | ● F020A38H006 | ● F020A48H006 |
| ● F020A28H033 | ● F020A38H033 | ● F020A48H033 |
| ● F020A28H030 | ● F020A38H030 | ● F020A48H030 |
| ● F020A28H018 | ● F020A38H018 | ● F020A48H018 |
| ● F020A28H012 | ● F020A38H012 | ● F020A48H012 |



Beam Angle: 30°			
h(m)	E lx	D(m)	
1	5562	0.55	
2	1390	1.11	
3	618	1.66	
4	348	2.22	
5	222	2.77	

**2Quick Install I H2O Stop Fast Connect - Schema elettrico n.2 page 134 / Wiring diagram n.2 page 134**

- |               |               |               |
|---------------|---------------|---------------|
| <b>2700K</b>  | <b>3000K</b>  | <b>4000K</b>  |
| ○ F020B28H001 | ○ F020B38H001 | ○ F020B48H001 |
| ● F020B28H006 | ● F020B38H006 | ● F020B48H006 |
| ● F020B28H033 | ● F020B38H033 | ● F020B48H033 |
| ● F020B28H030 | ● F020B38H030 | ● F020B48H030 |
| ● F020B28H018 | ● F020B38H018 | ● F020B48H018 |
| ● F020B28H012 | ● F020B38H012 | ● F020B48H012 |

**3Continuous Line I/O H2O Stop Fast Connect - Schema elettrico n.3 page 134 / Wiring diagram n.3 page 134**

- |               |               |               |
|---------------|---------------|---------------|
| <b>2700K</b>  | <b>3000K</b>  | <b>4000K</b>  |
| ○ F020C28H001 | ○ F020C38H001 | ○ F020C48H001 |
| ● F020C28H006 | ● F020C38H006 | ● F020C48H006 |
| ● F020C28H033 | ● F020C38H033 | ● F020C48H033 |
| ● F020C28H030 | ● F020C38H030 | ● F020C48H030 |
| ● F020C28H018 | ● F020C38H018 | ● F020C48H018 |
| ● F020C28H012 | ● F020C38H012 | ● F020C48H012 |

\*Standard Version: spezzone di cavo in uscita 1000 mm (accessori per collegamento da ordinare) / 1000 mm lenght prewired cable (connecting accessory to be separately ordered).

\*Quick Install In H2O Stop Version: connettore H2O Stop Plug&Play preinstallato per connessione rapida (accessori per collegamento da ordinare) / Prewired H2O Stop Plug&Play connector for an easy/rapid connection (connecting accessory to be ordered separately).

\*Continuous Line In/Out H2O Stop Version: connettori H2O Stop Plug&Play preinstallati per connessione in linea (accessori per collegamento da ordinare) / Prewired H2O Stop Plug&Play connectors for an easy in line connection (connecting accessory to be ordered separately).

**1Standard** - Schema elettrico n.1 page 134 / Wiring diagram n.1 page 134

**2700K**

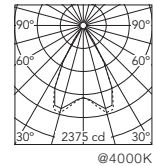
- F020A2DH001
- F020A2DH006
- F020A2DH033
- F020A2DH030
- F020A2DH018
- F020A2DH012

**3000K**

- F020A3DH001
- F020A3DH006
- F020A3DH033
- F020A3DH030
- F020A3DH018
- F020A3DH012

**4000K**

- F020A4DH001
- F020A4DH006
- F020A4DH033
- F020A4DH030
- F020A4DH018
- F020A4DH012



Beam Angle: 59°			
h(m)	E(fc)	D(m)	
1	2375	1.14	
2	594	2.28	
3	264	3.41	
4	148	4.55	
5	95	5.69	

**2Quick Install I H2O Stop Fast Connect** - Schema elettrico n.2 page 134 / Wiring diagram n.2 page 134

**2700K**

- F020B2DH001
- F020B2DH006
- F020B2DH033
- F020B2DH030
- F020B2DH018
- F020B2DH012

**3000K**

- F020B3DH001
- F020B3DH006
- F020B3DH033
- F020B3DH030
- F020B3DH018
- F020B3DH012

**4000K**

- F020B4DH001
- F020B4DH006
- F020B4DH033
- F020B4DH030
- F020B4DH018
- F020B4DH012

**3Continuous Line I/O H2O Stop Fast Connect** - Schema elettrico n.3 page 134 / Wiring diagram n.3 page 134

**2700K**

- F020C2DH001
- F020C2DH006
- F020C2DH033
- F020C2DH030
- F020C2DH018
- F020C2DH012

**3000K**

- F020C3DH001
- F020C3DH006
- F020C3DH033
- F020C3DH030
- F020C3DH018
- F020C3DH012

**4000K**

- F020C4DH001
- F020C4DH006
- F020C4DH033
- F020C4DH030
- F020C4DH018
- F020C4DH012

**1Standard** - Schema elettrico n.1 page 134 / Wiring diagram n.1 page 134

**2700K**

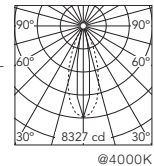
- F020A2HH001
- F020A2HH006
- F020A2HH033
- F020A2HH030
- F020A2HH018
- F020A2HH012

**3000K**

- F020A3HH001
- F020A3HH006
- F020A3HH033
- F020A3HH030
- F020A3HH018
- F020A3HH012

**4000K**

- F020A4HH001
- F020A4HH006
- F020A4HH033
- F020A4HH030
- F020A4HH018
- F020A4HH012



Beam Angle: 38°			
h(m)	E(fc)	D(m)	
1	8327	0.30	
2	2082	0.60	
3	925	0.90	
4	520	1.20	
5	333	1.50	

**2Quick Install I H2O Stop Fast Connect** - Schema elettrico n.2 page 134 / Wiring diagram n.2 page 134

**2700K**

- F020B2HH001
- F020B2HH006
- F020B2HH033
- F020B2HH030
- F020B2HH018
- F020B2HH012

**3000K**

- F020B3HH001
- F020B3HH006
- F020B3HH033
- F020B3HH030
- F020B3HH018
- F020B3HH012

**4000K**

- F020B4HH001
- F020B4HH006
- F020B4HH033
- F020B4HH030
- F020B4HH018
- F020B4HH012

**3Continuous Line I/O H2O Stop Fast Connect** - Schema elettrico n.3 page 134 / Wiring diagram n.3 page 134

**2700K**

- F020C2HH001
- F020C2HH006
- F020C2HH033
- F020C2HH030
- F020C2HH018
- F020C2HH012

**3000K**

- F020C3HH001
- F020C3HH006
- F020C3HH033
- F020C3HH030
- F020C3HH018
- F020C3HH012

**4000K**

- F020C4HH001
- F020C4HH006
- F020C4HH033
- F020C4HH030
- F020C4HH018
- F020C4HH012

**1Standard** - Schema elettrico n.1 page 134 / Wiring diagram n.1 page 134

**2700K**

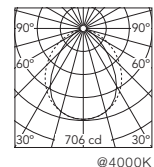
- F020A2MH001
- F020A2MH006
- F020A2MH033
- F020A2MH030
- F020A2MH018
- F020A2MH012

**3000K**

- F020A3MH001
- F020A3MH006
- F020A3MH033
- F020A3MH030
- F020A3MH018
- F020A3MH012

**4000K**

- F020A4MH001
- F020A4MH006
- F020A4MH033
- F020A4MH030
- F020A4MH018
- F020A4MH012



Beam Angle: 90°			
h(m)	E(fc)	D(m)	
1	706	1.67	
2	177	3.34	
3	78	5.00	
4	44	6.67	
5	28	8.34	

**2Quick Install I H2O Stop Fast Connect** - Schema elettrico n.2 page 134 / Wiring diagram n.2 page 134

**2700K**

- F020B2MH001
- F020B2MH006
- F020B2MH033
- F020B2MH030
- F020B2MH018
- F020B2MH012

**3000K**

- F020B3MH001
- F020B3MH006
- F020B3MH033
- F020B3MH030
- F020B3MH018
- F020B3MH012

**4000K**

- F020B4MH001
- F020B4MH006
- F020B4MH033
- F020B4MH030
- F020B4MH018
- F020B4MH012

**3Continuous Line I/O H2O Stop Fast Connect** - Schema elettrico n.3 page 134 / Wiring diagram n.3 page 134

**2700K**

- F020C2MH001
- F020C2MH006
- F020C2MH033
- F020C2MH030
- F020C2MH018
- F020C2MH012

**3000K**

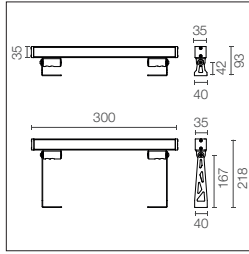
- F020C3MH001
- F020C3MH006
- F020C3MH033
- F020C3MH030
- F020C3MH018
- F020C3MH012

**4000K**

- F020C4MH001
- F020C4MH006
- F020C4MH033
- F020C4MH030
- F020C4MH018
- F020C4MH012

## Outgraze 35 Easy L 300 mm

**Mid-power Led:** 4,5W - 454 lm ≠ FIXT 190 lm - 2700K/CRI 80 - 24V / 4,5W - 494 lm ≠ FIXT 207 lm - 3000K/CRI 80 - 24V / 4,5W - 533 lm ≠ FIXT 223 lm - 4000K/CRI 80 - 24V



Alimentazione elettrica remota 24V e staffe di installazione da ordinare separatamente. Apparecchi dimmerabili PWM.

24V remote power supply and installation brackets to be ordered separately. Dimmable PWM luminaires.

Vetro sabbiato.

Sandblasted glass.

<sup>1</sup>Standard - Schema elettrico n.1 page 134 / Wiring diagram n.1 page 134

### 2700K

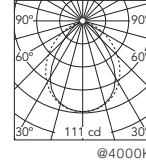
- F020G2JH001
- F020G2JH006
- F020G2JH033
- F020G2JH030
- F020G2JH018
- F020G2JH012

### 3000K

- F020G3JH001
- F020G3JH006
- F020G3JH033
- F020G3JH030
- F020G3JH018
- F020G3JH012

### 4000K

- F020G4JH001
- F020G4JH006
- F020G4JH033
- F020G4JH030
- F020G4JH018
- F020G4JH012



Beam Angle: 90°

h(m) E(ft) D(m)

1 11.1 1.62

2 28 3.23

3 12 4.85

4 7 6.46

5 4 8.08

<sup>2</sup>Quick Install I H2O Stop Fast Connect - Schema elettrico n.2 page 134 / Wiring diagram n.2 page 134

### 2700K

- F020H2JH001
- F020H2JH006
- F020H2JH033
- F020H2JH030
- F020H2JH018
- F020H2JH012

### 3000K

- F020H3JH001
- F020H3JH006
- F020H3JH033
- F020H3JH030
- F020H3JH018
- F020H3JH012

### 4000K

- F020H4JH001
- F020H4JH006
- F020H4JH033
- F020H4JH030
- F020H4JH018
- F020H4JH012

## Outgraze 35 Easy L 300 mm - Tunable White 2700K÷5700K

**Mid-power Led:** 4,5W - 227÷286 lm ≠ FIXT 95÷120 lm - 2700K÷5700K/CRI 80 - 2CH x 24V

<sup>1</sup>Tunable White Standard - Schema elettrico n.4 page 135 / Wiring diagram n.4 page 135

### 2700K÷5700K

- F020GTJH001
- F020GTJH006
- F020GTJH033
- F020GTJH030
- F020GTJH018
- F020GTJH012



<sup>2</sup>Tunable White Quick Install I H2O Stop Fast Connect - Schema elettrico n.5 page 135 / Wiring diagram n.5 page 135

### 2700K÷5700K

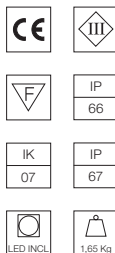
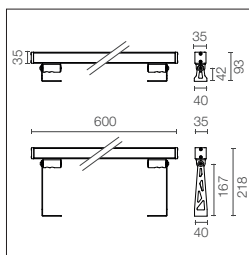
- F020HTJH001
- F020HTJH006
- F020HTJH033
- F020HTJH030
- F020HTJH018
- F020HTJH012

<sup>1</sup>Standard Version: spezzone di cavo in uscita 1000 mm (accessori per collegamento da ordinare) / 1000 mm lenght prewired cable (connecting accessory to be separately ordered).

<sup>2</sup>Quick Install In H2O Stop Version: connettore H2O Stop Plug&Play preinstallato per connessione rapida (accessori per collegamento da ordinare) / Prewired H2O Stop Plug&Play connector for an easy/rapid connection (connecting accessory to be ordered separately).

## Outgraze 35 Easy L 600 mm

**Mid-power Led:** 9W - 909 lm  $\neq$  FIXT 381 lm - 2700K/CRI 80 - 24V / 9W - 988 lm  $\neq$  FIXT 414 lm - 3000K/CRI 80 - 24V / 9W - 1067 lm  $\neq$  FIXT 447 lm - 4000K/CRI 80 - 24V



Alimentazione elettrica remota 24V e staffe di installazione da ordinare separatamente. Apparecchi dimmerabili PWM.

Vetro sabbiato.

24V remote power supply and installation brackets to be ordered separately. Dimmable PWM luminaire.

Sandblasted glass.

<sup>1</sup>Standard - Schema elettrico n.1 page 134 / Wiring diagram n.1 page 134

### 2700K

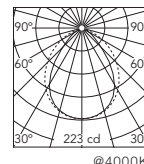
- F020G2KH001
- F020G2KH006
- F020G2KH033
- F020G2KH030
- F020G2KH018
- F020G2KH012

### 3000K

- F020G3KH001
- F020G3KH006
- F020G3KH033
- F020G3KH030
- F020G3KH018
- F020G3KH012

### 4000K

- F020G4KH001
- F020G4KH006
- F020G4KH033
- F020G4KH030
- F020G4KH018
- F020G4KH012



Beam Angle: 90°

<sup>2</sup>Quick Install I H2O Stop Fast Connect - Schema elettrico n.2 page 134 / Wiring diagram n.2 page 134

### 2700K

- F020H2KH001
- F020H2KH006
- F020H2KH033
- F020H2KH030
- F020H2KH018
- F020H2KH012

### 3000K

- F020H3KH001
- F020H3KH006
- F020H3KH033
- F020H3KH030
- F020H3KH018
- F020H3KH012

### 4000K

- F020H4KH001
- F020H4KH006
- F020H4KH033
- F020H4KH030
- F020H4KH018
- F020H4KH012

<sup>3</sup>Continuous Line I/O H2O Stop Fast Connect - Schema elettrico n.3 page 134 / Wiring diagram n.3 page 134

### 2700K

- F020J2KH001
- F020J2KH006
- F020J2KH033
- F020J2KH030
- F020J2KH018
- F020J2KH012

### 3000K

- F020J3KH001
- F020J3KH006
- F020J3KH033
- F020J3KH030
- F020J3KH018
- F020J3KH012

### 4000K

- F020J4KH001
- F020J4KH006
- F020J4KH033
- F020J4KH030
- F020J4KH018
- F020J4KH012

## Outgraze 35 Easy L 600 mm - Tunable White 2700K÷5700K

**Mid-power Led:** 9W - 454÷573 lm  $\neq$  FIXT 190÷240 lm - 2700K÷5700K/CRI 80 - 2CH x 24V

<sup>1</sup>Tunable White Standard - Schema elettrico n.4 page 135 / Wiring diagram n.4 page 135

### 2700K÷5700K

- F020GTKH001
- F020GTKH006
- F020GTKH033
- F020GTKH030
- F020GTKH018
- F020GTKH012



<sup>2</sup>Tunable White Quick Install I H2O Stop Fast Connect - Schema elettrico n.5 page 135 / Wiring diagram n.5 page 135

### 2700K÷5700K

- F020HTKH001
- F020HTKH006
- F020HTKH033
- F020HTKH030
- F020HTKH018
- F020HTKH012

<sup>3</sup>Tunable White Continous Line I/O H2O Stop Fast Connect - Schema elettrico n.6 page 135 / Wiring diagram n.6 page 135

### 2700K÷5700K

- F020JTKH001
- F020JTKH006
- F020JTKH033
- F020JTKH030
- F020JTKH018
- F020JTKH012

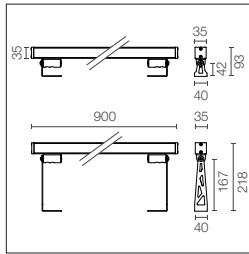
<sup>1</sup>Standard Version: spezzone di cavo in uscita 1000 mm (accessori per collegamento da ordinare) / 1000 mm lenght prewired cable (connecting accessory to be separately ordered).

<sup>2</sup>Quick Install In H2O Stop Version: connettore H2O Stop Plug&Play preinstallato per connessione rapida (accessori per collegamento da ordinare) / Prewired H2O Stop Plug&Play connector for an easy/rapid connection (connecting accessory to be ordered separately).

<sup>3</sup>Continous Line In/Out H2O Stop Version: connettori H2O Stop Plug&Play preinstallati per connessione in linea (accessori per collegamento da ordinare) / Prewired H2O Stop Plug&Play connectors for an easy in line connection (connecting accessory to be ordered separately).

## Outgraze 35 Easy L 900 mm

**Mid-power Led:** 13W - 1363 lm ≠ FIXT 571 lm - 2700K/CRI 80 - 24V / 13W - 1481 lm ≠ FIXT 621 lm - 3000K/CRI 80 - 24V / 13W - 1600 lm ≠ FIXT 670 lm - 4000K/CRI 80 - 24V



Alimentazione elettrica remota 24V e staffe di installazione da ordinare separatamente. Apparecchi dimmerabili PWM.

24V remote power supply and installation brackets to be ordered separately. Dimmable PWM luminaires.

Vetro sabbiato.

Sandblasted glass.

<sup>1</sup>Standard - Schema elettrico n.1 page 134 / Wiring diagram n.1 page 134

### 2700K

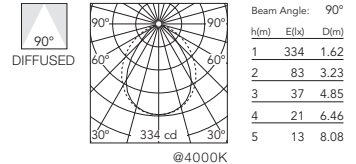
- F020G2LH001
- F020G2LH006
- F020G2LH033
- F020G2LH030
- F020G2LH018
- F020G2LH012

### 3000K

- F020G3LH001
- F020G3LH006
- F020G3LH033
- F020G3LH030
- F020G3LH018
- F020G3LH012

### 4000K

- F020G4LH001
- F020G4LH006
- F020G4LH033
- F020G4LH030
- F020G4LH018
- F020G4LH012



<sup>2</sup>Quick Install I H2O Stop Fast Connect - Schema elettrico n.2 page 134 / Wiring diagram n.2 page 134

### 2700K

- F020H2LH001
- F020H2LH006
- F020H2LH033
- F020H2LH030
- F020H2LH018
- F020H2LH012

### 3000K

- F020H3LH001
- F020H3LH006
- F020H3LH033
- F020H3LH030
- F020H3LH018
- F020H3LH012

### 4000K

- F020H4LH001
- F020H4LH006
- F020H4LH033
- F020H4LH030
- F020H4LH018
- F020H4LH012

<sup>3</sup>Continuous Line I/O H2O Stop Fast Connect - Schema elettrico n.3 page 134 / Wiring diagram n.3 page 134

### 2700K

- F020J2LH001
- F020J2LH006
- F020J2LH033
- F020J2LH030
- F020J2LH018
- F020J2LH012

### 3000K

- F020J3LH001
- F020J3LH006
- F020J3LH033
- F020J3LH030
- F020J3LH018
- F020J3LH012

### 4000K

- F020J4LH001
- F020J4LH006
- F020J4LH033
- F020J4LH030
- F020J4LH018
- F020J4LH012

## Outgraze 35 Easy L 900 mm - Tunable White 2700K÷5700K

**Mid-power Led:** 13W - 681÷859 lm ≠ FIXT 285÷360 lm - 2700K÷5700K/CRI 80 - 2CH x 24V

<sup>1</sup>Tunable White Standard - Schema elettrico n.4 page 135 / Wiring diagram n.4 page 135

### 2700K÷5700K

- F020GTLH001
- F020GTLH006
- F020GTLH033
- F020GTLH030
- F020GTLH018
- F020GTLH012



<sup>2</sup>Tunable White Quick Install I H2O Stop Fast Connect - Schema elettrico n.5 page 135 / Wiring diagram n.5 page 135

### 2700K÷5700K

- F020HTLH001
- F020HTLH006
- F020HTLH033
- F020HTLH030
- F020HTLH018
- F020HTLH012

<sup>3</sup>Tunable White Continuous Line I/O H2O Stop Fast Connect - Schema elettrico n.6 page 135 / Wiring diagram n.6 page 135

### 2700K÷5700K

- F020JTLH001
- F020JTLH006
- F020JTLH033
- F020JTLH030
- F020JTLH018
- F020JTLH012

<sup>1</sup>Standard Version: spezzone di cavo in uscita 1000 mm (accessori per collegamento da ordinare) / 1000 mm length prewired cable (connecting accessory to be separately ordered).

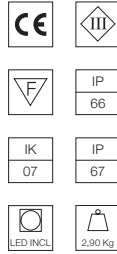
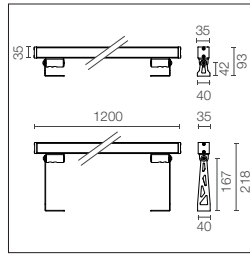
<sup>2</sup>Quick Install In H2O Stop Version: connettore H2O Stop Plug&Play preinstallato per connessione rapida (accessori per collegamento da ordinare) / Prewired H2O Stop Plug&Play connector for an easy/rapid connection (connecting accessory to be ordered separately).

<sup>3</sup>Continuous Line In/Out H2O Stop Version: connettori H2O Stop Plug&Play preinstallati per connessione in linea (accessori per collegamento da ordinare) / Prewired H2O Stop Plug&Play connectors for an easy in line connection (connecting accessory to be ordered separately).



## Outgraze 35 Easy L 1200 mm

**Mid-power Led:** 17,5W - 1817 lm ≠ FIXT 761 lm - 2700K/CRI 80 - 24V / 17,5W - 1975 lm ≠ FIXT 827 lm - 3000K/CRI 80 - 24V / 17,5W - 2133 lm ≠ FIXT 894 lm - 4000K/CRI 80 - 24V



Alimentazione elettrica remota 24V e staffe di installazione da ordinare separatamente. Apparecchi dimmerabili PWM.

Vetro sabbiato.

24V remote power supply and installation brackets to be ordered separately. Dimmable PWM luminaire.

Sandblasted glass.

<sup>1</sup>Standard - Schema elettrico n.1 page 134 / Wiring diagram n.1 page 134

### 2700K

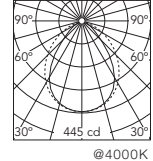
- F020G2MH001
- F020G2MH006
- F020G2MH033
- F020G2MH030
- F020G2MH018
- F020G2MH012

### 3000K

- F020G3MH001
- F020G3MH006
- F020G3MH033
- F020G3MH030
- F020G3MH018
- F020G3MH012

### 4000K

- F020G4MH001
- F020G4MH006
- F020G4MH033
- F020G4MH030
- F020G4MH018
- F020G4MH012



Beam Angle: 90°

h(m) E(lx) D(m)

1 445 1.62

2 111 3.23

3 49 4.85

4 28 6.46

5 18 8.08

<sup>2</sup>Quick Install I H2O Stop Fast Connect - Schema elettrico n.2 page 134 / Wiring diagram n.2 page 134

### 2700K

- F020H2MH001
- F020H2MH006
- F020H2MH033
- F020H2MH030
- F020H2MH018
- F020H2MH012

### 3000K

- F020H3MH001
- F020H3MH006
- F020H3MH033
- F020H3MH030
- F020H3MH018
- F020H3MH012

### 4000K

- F020H4MH001
- F020H4MH006
- F020H4MH033
- F020H4MH030
- F020H4MH018
- F020H4MH012

<sup>3</sup>Continuous Line I/O H2O Stop Fast Connect - Schema elettrico n.3 page 134 / Wiring diagram n.3 page 134

### 2700K

- F020J2MH001
- F020J2MH006
- F020J2MH033
- F020J2MH030
- F020J2MH018
- F020J2MH012

### 3000K

- F020J3MH001
- F020J3MH006
- F020J3MH033
- F020J3MH030
- F020J3MH018
- F020J3MH012

### 4000K

- F020J4MH001
- F020J4MH006
- F020J4MH033
- F020J4MH030
- F020J4MH018
- F020J4MH012

## Outgraze 35 Easy L 1200 mm - Tunable White 2700K÷5700K

**Mid-power Led:** 17,5W - 909÷1146 lm ≠ FIXT 381÷480 lm - 2700K÷5700K/CRI 80 - 2CH x 24V

<sup>1</sup>Tunable White Standard - Schema elettrico n.4 page 135 / Wiring diagram n.4 page 135

### 2700K÷5700K

- F020GTMH001
- F020GTMH006
- F020GTMH033
- F020GTMH030
- F020GTMH018
- F020GTMH012



<sup>2</sup>Tunable White Quick Install I H2O Stop Fast Connect - Schema elettrico n.5 page 135 / Wiring diagram n.5 page 135

### 2700K÷5700K

- F020HTMH001
- F020HTMH006
- F020HTMH033
- F020HTMH030
- F020HTMH018
- F020HTMH012

<sup>3</sup>Tunable White Continous Line I/O H2O Stop Fast Connect - Schema elettrico n.6 page 135 / Wiring diagram n.6 page 135

### 2700K÷5700K

- F020JTMH001
- F020JTMH006
- F020JTMH033
- F020JTMH030
- F020JTMH018
- F020JTMH012

<sup>1</sup>Standard Version: spezzone di cavo in uscita 1000 mm (accessori per collegamento da ordinare) / 1000 mm lenght prewired cable (connecting accessory to be separately ordered).

<sup>2</sup>Quick Install In H2O Stop Version: connettore H2O Stop Plug&Play preinstallato per connessione rapida (accessori per collegamento da ordinare) / Prewired H2O Stop Plug&Play connector for an easy/rapid connection (connecting accessory to be ordered separately).

<sup>3</sup>Continous Line In/Out H2O Stop Version: connettori H2O Stop Plug&Play preinstallati per connessione in linea (accessori per collegamento da ordinare) / Prewired H2O Stop Plug&Play connectors for an easy in line connection (connecting accessory to be ordered separately).



## Outgraze 35

### Accessori per tutti le versioni / Accessories for all versions

Coppia staffe corte L 80mm. One pair of short brackets L 80 mm.

- F1203001
- F1203006
- F1203033
- F1203030
- F1203018
- F1203012



Coppia staffe lunghe L 200mm. One pair of long brackets L 200 mm.

- F1204001
- F1204006
- F1204033
- F1204030
- F1204018
- F1204012



Sistema di giunzione IP68 H2O Stop anti-condensa a 2 vie 4 poli. (Ø5,5÷12mm cavo). 2 way terminal block 4 poles IP68 H2O Stop. (ø5,5÷12mm cable).

F990C00A000



Sistema di giunzione IP68 H2O Stop anti-condensa a 3/4 vie 4 poli. (Ø5,5÷12mm cavo). 3/4 way terminal block 4 poles IP68 H2O Stop. (ø5,5÷12mm cable).

F990C010000



## Outgraze 35

### Accessori per versioni Quick Install I H2O Stop e Continuous Line I/O H2O Stop / Accessories for Quick Install I H2O Stop and Continuous Line I/O H2O Stop versions

Connettore 4 poli plug&play. Plug&play connector 4 poles.

F021Z010000



Doppio connettore 4 poli plug&play + cavo L 600 mm. Double plug&play connector 4 poles + cable 600 mm length.

F021Z090000



Connettore 4 poli plug&play + cavo L 5000 mm. Plug&play connector 4 poles + cable 5000 mm length.

F021Z100000



Tappo per connettore a pannello (sul prodotto) 4-5 poli. Cap for panel (on the fixtures) plug connector 4-5 poles.

Cap for panel (on the fixtures) plug connector 4-5 poles.

F021Z070000



## Outgraze 35

### Interfaccia PWM (Dimmerabilita') per versione 48V / PWM interface (Dimming) for 48V version

**Alimentatore per interfaccia 48V/240V non incluso, da ordinare / Power supply 48V/240V for interface not included, to be ordered (cod.RF25753 or cod.RF25746)**

Interfaccia di controllo DALI PWM 48Vdc 120W IP20. Alimentatore non incluso. DALI PWM control interface 48Vdc 120W IP20. Power supply not included. F990B08A000



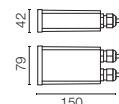
Interfaccia di controllo 1-10V PWM 48Vdc 120W IP20. Alimentatore non incluso. 1-10V PWM control interface 48Vdc 120W IP20. Power supply not included. F990B15A000



## Outgraze 35

### Alimentatore per versione 48V / Power supply for 48V version

Alimentatore 48V 60W / 110-240V IP67 Classe II selv eq. Power supply 48V 60W / 110-240V IP67 Class II selv eq. RF25753



Alimentatore 48V 240W / 110-240V singolo output DIN RAIL. Power supply 48V 240W / 110-240V single output DIN RAIL. RF25746



## Outgraze 35

### Interfaccia PWM (Dimmerabilita') per versione 24V / PWM interface (Dimming) for 24V version

**Alimentatore per interfaccia 24V/240V non incluso, da ordinare / Power supply 24V/240V for interface not included, to be ordered (cod.RF25755, cod.RF25749 or cod.RF25756)**

Interfaccia di controllo DALI PWM 24Vdc 120W IP20. Alimentatore non incluso. DALI PWM control interface 24Vdc 120W IP20. Power supply not included. F990B07A000



Interfaccia di controllo 1-10V PWM 24Vdc 120W IP20. Alimentatore non incluso. 1-10V PWM control interface 24Vdc 120W IP20. Power supply not included. F990B14A000



## Outgraze 35

### Interfaccia PWM per versione 24V Tunable White / PWM interface for 24V Tunable White version

**Alimentatore per interfaccia 24V/240V non incluso, da ordinare / Power supply 24V/240V for interface not included, to be ordered (cod.RF25755, cod.RF25749 or cod.RF25756)**

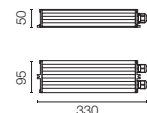
Interfaccia di controllo DALI PWM 2CH 24Vdc 90W IP20. Alimentatore non incluso. DALI PWM control interface 24Vdc 90W IP20. Power supply not included. F990B09A000



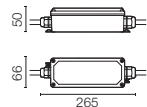
## Outgraze 35

### Alimentatore per versione 24V / Power supply for 24V version

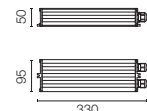
Alimentatore per installazione remota 24V DC 50W / 120-240V IP67 Classe II selv. Power supply for remote installation 24V DC 50W / 120-240V IP67 Class II selv. RF25755



Alimentatore per installazione remota 24V DC 70W / 220-240V IP67 Classe II selv. Power supply for remote installation 24V DC 70W / 220-240V IP67 Class II selv. RF25749



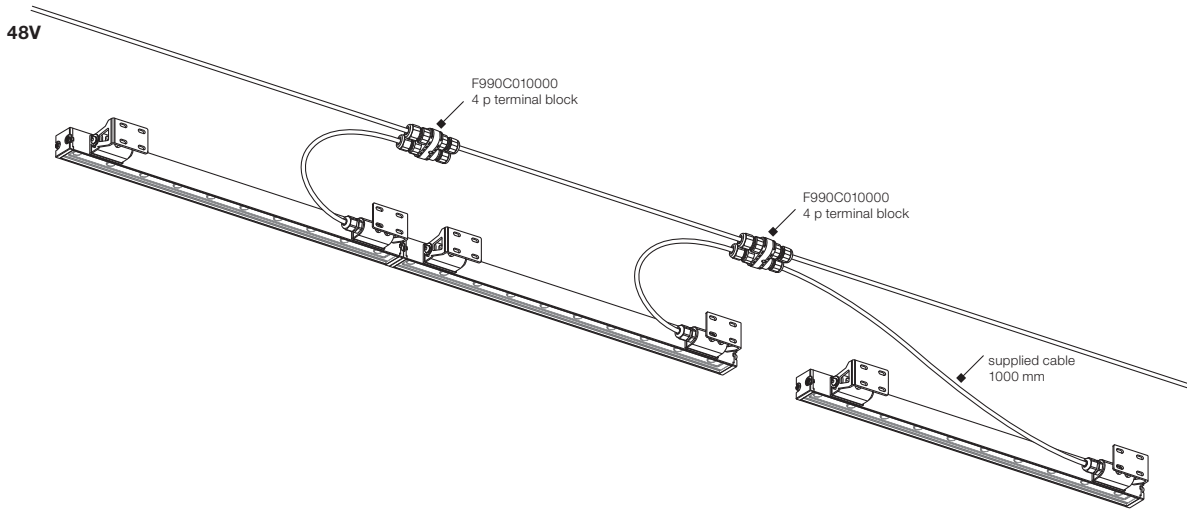
Alimentatore per installazione remota 24V DC 100W / 120-240V IP67 Classe II selv. Power supply for remote installation 24V DC 100W / 120-240V IP67 Class II selv. RF25756



**Outgraze 35**  
**48V versions**

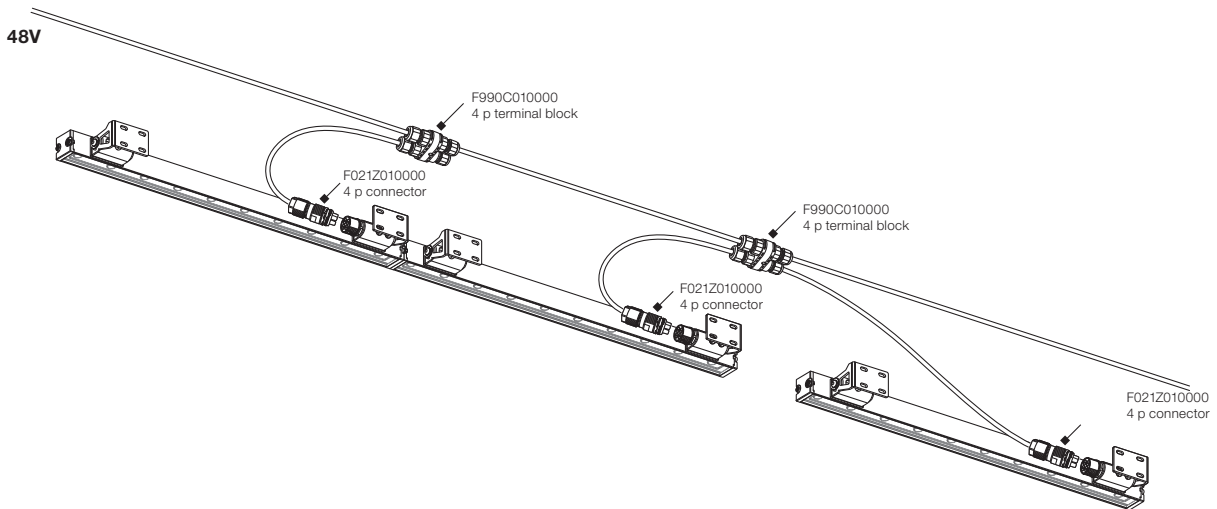
**Schema elettrico n.1 / Wiring diagram n.1**

**Standard:** spezzone di cavo in uscita 1000 mm (accessori per collegamento da ordinare) / 1000 mm length prewired cable (connecting accessory to be separately ordered)



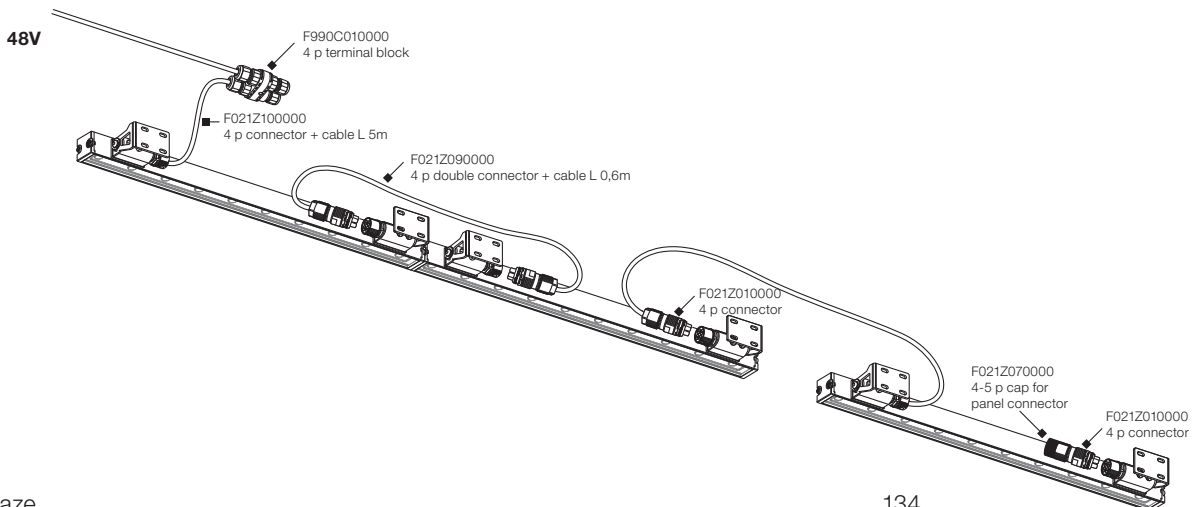
**Schema elettrico n.2 / Wiring diagram n.2**

**Quick Install | H2O Stop Fast Connect:** connettore H2O Stop Plug&Play preinstallato per connessione rapida (accessori per collegamento da ordinare) / Prewired H2O Stop Plug&Play connector for an easy/rapid connection (connecting accessory to be ordered separately)



**Schema elettrico n.3 / Wiring diagram n.3**

**Continous Line I/O H2O Stop Fast Connect:** connettori H2O Stop Plug&Play preinstallati per connessione in linea (accessori per collegamento da ordinare) / Prewired H2O Stop Plug&Play connectors for an easy in line connection (connecting accessory to be ordered separately)

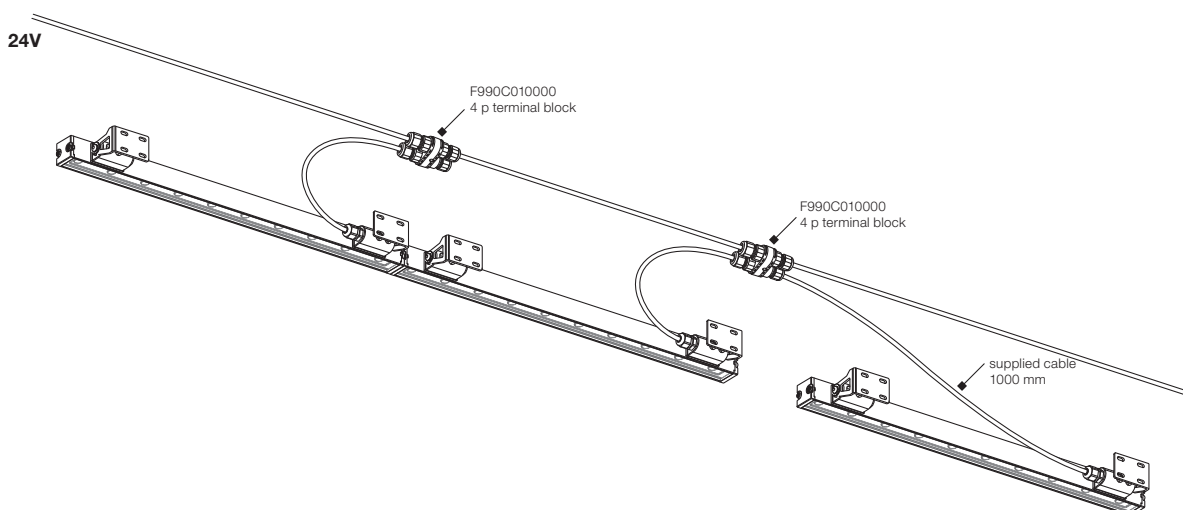


## Outgraze 35

### 24V (Easy) and Tunable White versions

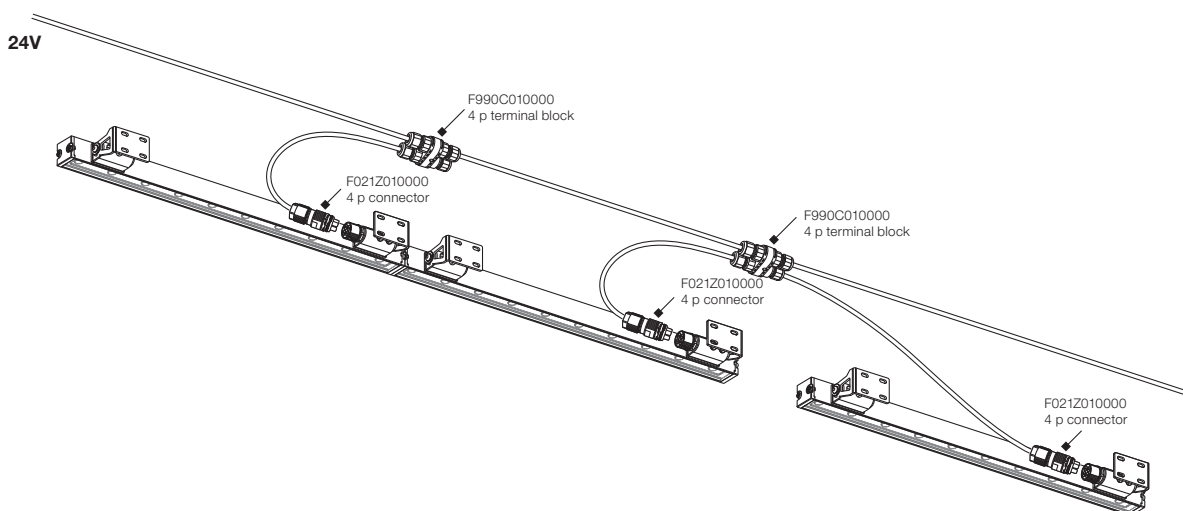
#### Schema elettrico n.4 / Wiring diagram n.4

**Standard:** spezzone di cavo in uscita 1000 mm (accessori per collegamento da ordinare) / 1000 mm length prewired cable (connecting accessory to be separately ordered)



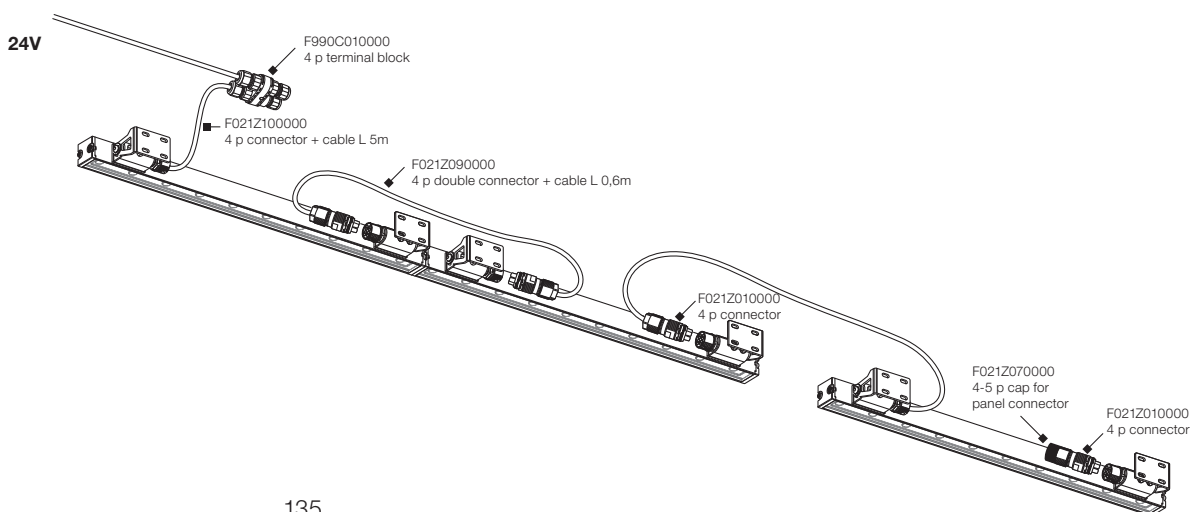
#### Schema elettrico n.5 / Wiring diagram n.5

**Quick Install I H2O Stop Fast Connect:** connettore H2O Stop Plug&Play preinstallato per connessione rapida (accessori per collegamento da ordinare) / Prewired H2O Stop Plug&Play connector for an easy/rapid connection (connecting accessory to be ordered separately)



#### Schema elettrico n.6 / Wiring diagram n.6

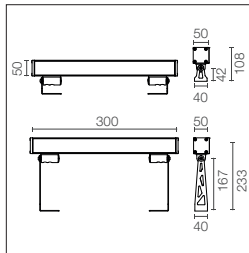
**Continous Line I/O H2O Stop Fast Connect:** connettori H2O Stop Plug&Play preinstallati per connessione in linea (accessori per collegamento da ordinare) / Prewired H2O Stop Plug&Play connectors for an easy in line connection (connecting accessory to be ordered separately)



# Outgraze 50 L 300 mm - Non Dimmable

**Power Led:** 8W - 835 lm ≠ \*FIXT 685 lm - 2700K/CRI 80 - 220-240V / 8W - 864 lm ≠ \*FIXT 709 lm - 3000K/CRI 80 - 220-240V / 8W - 894 lm ≠ \*FIXT 734 lm - 4000K/CRI 80 - 220-240V /

\*FIXT lm = Medium Optic



Alimentazione elettrica 220/240V integrata. Staffe di installazione da ordinare separatamente. Vetro trasparente extra chiaro, esclusa versione DIFFUSED con vetro sabbato.

A richiesta versione SMART (potenza 6W - flusso -30% lm).

Integrated 220/240V power supply. Installation brackets, to be ordered separately. Extra clear transparent glass, excluding the DIFFUSE version with sandblasted glass.

SMART version available upon request (power 6W - flux -30% lm).

**1Standard - Schema elettrico n.7 page 159 / Wiring diagram n.7 page 159**

**2700K**

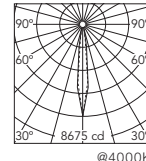
- F021A21A001
- F021A21A006
- F021A21A033
- F021A21A030
- F021A21A018
- F021A21A012

**3000K**

- F021A31A001
- F021A31A006
- F021A31A033
- F021A31A030
- F021A31A018
- F021A31A012

**4000K**

- F021A41A001
- F021A41A006
- F021A41A033
- F021A41A030
- F021A41A018
- F021A41A012



Beam Angle: 13°

h(m)	E(lx)	D(m)
1	8675	0.25
2	2169	0.49
3	964	0.74
4	542	0.98
5	347	1.23

@4000K

**2Quick Install I H2O Stop Fast Connect - Schema elettrico n.8 page 159 / Wiring diagram n.8 page 159**

**2700K**

- F021B21A001
- F021B21A006
- F021B21A033
- F021B21A030
- F021B21A018
- F021B21A012

**3000K**

- F021B31A001
- F021B31A006
- F021B31A033
- F021B31A030
- F021B31A018
- F021B31A012

**4000K**

- F021B41A001
- F021B41A006
- F021B41A033
- F021B41A030
- F021B41A018
- F021B41A012

**1Standard - Schema elettrico n.7 page 159 / Wiring diagram n.7 page 159**

**2700K**

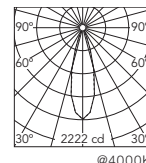
- F021A25A001
- F021A25A006
- F021A25A033
- F021A25A030
- F021A25A018
- F021A25A012

**3000K**

- F021A35A001
- F021A35A006
- F021A35A033
- F021A35A030
- F021A35A018
- F021A35A012

**4000K**

- F021A45A001
- F021A45A006
- F021A45A033
- F021A45A030
- F021A45A018
- F021A45A012



Beam Angle: 29°

h(m)	E(lx)	D(m)
1	2222	0.52
2	555	1.04
3	247	1.56
4	139	2.08
5	89	2.60

@4000K

**2Quick Install I H2O Stop Fast Connect - Schema elettrico n.8 page 159 / Wiring diagram n.8 page 159**

**2700K**

- F021B25A001
- F021B25A006
- F021B25A033
- F021B25A030
- F021B25A018
- F021B25A012

**3000K**

- F021B35A001
- F021B35A006
- F021B35A033
- F021B35A030
- F021B35A018
- F021B35A012

**4000K**

- F021B45A001
- F021B45A006
- F021B45A033
- F021B45A030
- F021B45A018
- F021B45A012

**1Standard - Schema elettrico n.7 page 159 / Wiring diagram n.7 page 159**

**2700K**

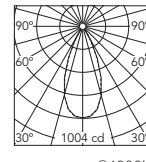
- F021A2AA001
- F021A2AA006
- F021A2AA033
- F021A2AA030
- F021A2AA018
- F021A2AA012

**3000K**

- F021A3AA001
- F021A3AA006
- F021A3AA033
- F021A3AA030
- F021A3AA018
- F021A3AA012

**4000K**

- F021A4AA001
- F021A4AA006
- F021A4AA033
- F021A4AA030
- F021A4AA018
- F021A4AA012



Beam Angle: 44°

h(m)	E(lx)	D(m)
1	1004	0.81
2	251	1.63
3	112	2.44
4	63	3.26
5	40	4.07

@4000K

**2Quick Install I H2O Stop Fast Connect - Schema elettrico n.8 page 159 / Wiring diagram n.8 page 159**

**2700K**

- F021B2AA001
- F021B2AA006
- F021B2AA033
- F021B2AA030
- F021B2AA018
- F021B2AA012

**3000K**

- F021B3AA001
- F021B3AA006
- F021B3AA033
- F021B3AA030
- F021B3AA018
- F021B3AA012

**4000K**

- F021B4AA001
- F021B4AA006
- F021B4AA033
- F021B4AA030
- F021B4AA018
- F021B4AA012

\*Standard Version: spezzone di cavo in uscita 1000 mm (accessori per collegamento da ordinare) / 1000 mm lenght prewired cable (connecting accessory to be separately ordered).

\*Quick Install In H2O Stop Version: connettore H2O Stop Plug&Play preinstallato per connessione rapida (accessori per collegamento da ordinare) / Prewired H2O Stop Plug&Play connector for an easy/rapid connection (connecting accessory to be ordered separately).

**1Standard** - Schema elettrico n.7 page 159 / Wiring diagram n.7 page 159

**2700K**

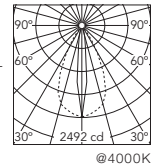
- F021A2EA001
- F021A2EA006
- F021A2EA033
- F021A2EA030
- F021A2EA018
- F021A2EA012

**3000K**

- F021A3EA001
- F021A3EA006
- F021A3EA033
- F021A3EA030
- F021A3EA018
- F021A3EA012

**4000K**

- F021A4EA001
- F021A4EA006
- F021A4EA033
- F021A4EA030
- F021A4EA018
- F021A4EA012



Beam Angle: 53°

h(m)	E(lx)	D(m)
1	2492	0.22
2	623	0.44
3	277	0.66
4	156	0.88
5	100	1.10

**2Quick Install I H2O Stop Fast Connect** - Schema elettrico n.8 page 159 / Wiring diagram n.8 page 159

**2700K**

- F021B2EA001
- F021B2EA006
- F021B2EA033
- F021B2EA030
- F021B2EA018
- F021B2EA012

**3000K**

- F021B3EA001
- F021B3EA006
- F021B3EA033
- F021B3EA030
- F021B3EA018
- F021B3EA012

**4000K**

- F021B4EA001
- F021B4EA006
- F021B4EA033
- F021B4EA030
- F021B4EA018
- F021B4EA012

**1Standard** - Schema elettrico n.7 page 159 / Wiring diagram n.7 page 159

**2700K**

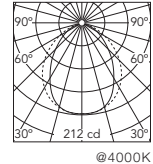
- F021A2JA001
- F021A2JA006
- F021A2JA033
- F021A2JA030
- F021A2JA018
- F021A2JA012

**3000K**

- F021A3JA001
- F021A3JA006
- F021A3JA033
- F021A3JA030
- F021A3JA018
- F021A3JA012

**4000K**

- F021A4JA001
- F021A4JA006
- F021A4JA033
- F021A4JA030
- F021A4JA018
- F021A4JA012



Beam Angle: 90°

h(m)	E(lx)	D(m)
1	212	1.74
2	53	3.49
3	24	5.23
4	13	6.98
5	8	8.72

**2Quick Install I H2O Stop Fast Connect** - Schema elettrico n.8 page 159 / Wiring diagram n.8 page 159

**2700K**

- F021B2JA001
- F021B2JA006
- F021B2JA033
- F021B2JA030
- F021B2JA018
- F021B2JA012

**3000K**

- F021B3JA001
- F021B3JA006
- F021B3JA033
- F021B3JA030
- F021B3JA018
- F021B3JA012

**4000K**

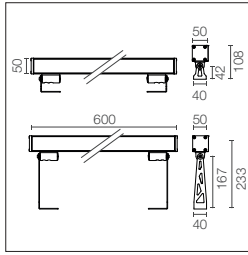
- F021B4JA001
- F021B4JA006
- F021B4JA033
- F021B4JA030
- F021B4JA018
- F021B4JA012

# Outgraze 50 L 600 mm - Non Dimmable

**Power Led:** 14,5W - 1669 lm ≠ \*FIXT 1369 lm - 2700K/CRI 80 - 220-240V /14,5W - 1729 lm ≠ \*FIXT 1418 lm - 3000K/CRI 80 - 220-240V /

14,5W - 1788 lm ≠ \*FIXT 1467 lm - 4000K/CRI 80 - 220-240V

\*FIXT lm = Medium Optic



Alimentazione elettrica 220/240V integrata. Staffe di installazione da ordinare separatamente. Vetro trasparente extra chiaro, esclusa versione DIFFUSED con vetro sabbato.

A richiesta versione SMART (potenza 10,5W - flusso -30% lm).

Integrated 220/240V power supply. Installation brackets, to be ordered separately. Extra clear transparent glass, excluding the DIFFUSE version with sandblasted glass.

SMART version available upon request (power 10,5W - flux -30% lm).

**1Standard - Schema elettrico n.7 page 159 / Wiring diagram n.7 page 159**

- |               |               |
|---------------|---------------|
| <b>2700K</b>  | <b>3000K</b>  |
| ○ F021A22A001 | ○ F021A32A001 |
| ● F021A22A006 | ● F021A32A006 |
| ● F021A22A033 | ● F021A32A033 |
| ● F021A22A030 | ● F021A32A030 |
| ● F021A22A018 | ● F021A32A018 |
| ● F021A22A012 | ● F021A32A012 |

**2Quick Install I H2O Stop Fast Connect - Schema elettrico n.8 page 159 / Wiring diagram n.8 page 159**

- |               |               |               |
|---------------|---------------|---------------|
| <b>2700K</b>  | <b>3000K</b>  | <b>4000K</b>  |
| ○ F021B22A001 | ○ F021B32A001 | ○ F021B42A001 |
| ● F021B22A006 | ● F021B32A006 | ● F021B42A006 |
| ● F021B22A033 | ● F021B32A033 | ● F021B42A033 |
| ● F021B22A030 | ● F021B32A030 | ● F021B42A030 |
| ● F021B22A018 | ● F021B32A018 | ● F021B42A018 |
| ● F021B22A012 | ● F021B32A012 | ● F021B42A012 |

**3Continuous Line I/O H2O Stop Fast Connect - Schema elettrico n.9 page 159 / Wiring diagram n.9 page 159**

- |               |               |               |
|---------------|---------------|---------------|
| <b>2700K</b>  | <b>3000K</b>  | <b>4000K</b>  |
| ○ F021C22A001 | ○ F021C32A001 | ○ F021C42A001 |
| ● F021C22A006 | ● F021C32A006 | ● F021C42A006 |
| ● F021C22A033 | ● F021C32A033 | ● F021C42A033 |
| ● F021C22A030 | ● F021C32A030 | ● F021C42A030 |
| ● F021C22A018 | ● F021C32A018 | ● F021C42A018 |
| ● F021C22A012 | ● F021C32A012 | ● F021C42A012 |

**1Standard - Schema elettrico n.7 page 159 / Wiring diagram n.7 page 159**

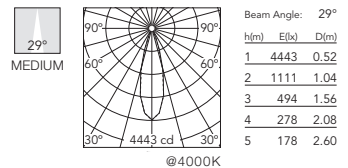
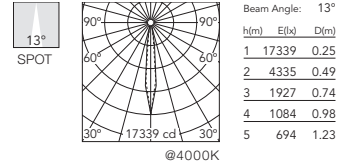
- |               |               |               |
|---------------|---------------|---------------|
| <b>2700K</b>  | <b>3000K</b>  | <b>4000K</b>  |
| ○ F021A26A001 | ○ F021A36A001 | ○ F021A46A001 |
| ● F021A26A006 | ● F021A36A006 | ● F021A46A006 |
| ● F021A26A033 | ● F021A36A033 | ● F021A46A033 |
| ● F021A26A030 | ● F021A36A030 | ● F021A46A030 |
| ● F021A26A018 | ● F021A36A018 | ● F021A46A018 |
| ● F021A26A012 | ● F021A36A012 | ● F021A46A012 |

**2Quick Install I H2O Stop Fast Connect - Schema elettrico n.8 page 159 / Wiring diagram n.8 page 159**

- |               |               |               |
|---------------|---------------|---------------|
| <b>2700K</b>  | <b>3000K</b>  | <b>4000K</b>  |
| ○ F021B26A001 | ○ F021B36A001 | ○ F021B46A001 |
| ● F021B26A006 | ● F021B36A006 | ● F021B46A006 |
| ● F021B26A033 | ● F021B36A033 | ● F021B46A033 |
| ● F021B26A030 | ● F021B36A030 | ● F021B46A030 |
| ● F021B26A018 | ● F021B36A018 | ● F021B46A018 |
| ● F021B26A012 | ● F021B36A012 | ● F021B46A012 |

**3Continuous Line I/O H2O Stop Fast Connect - Schema elettrico n.9 page 159 / Wiring diagram n.9 page 159**

- |               |               |               |
|---------------|---------------|---------------|
| <b>2700K</b>  | <b>3000K</b>  | <b>4000K</b>  |
| ○ F021C26A001 | ○ F021C36A001 | ○ F021C46A001 |
| ● F021C26A006 | ● F021C36A006 | ● F021C46A006 |
| ● F021C26A033 | ● F021C36A033 | ● F021C46A033 |
| ● F021C26A030 | ● F021C36A030 | ● F021C46A030 |
| ● F021C26A018 | ● F021C36A018 | ● F021C46A018 |
| ● F021C26A012 | ● F021C36A012 | ● F021C46A012 |



<sup>1</sup>Standard Version: spezzone di cavo in uscita 1000 mm (accessori per collegamento da ordinare) / 1000 mm lenght prewired cable (connecting accessory to be separately ordered).

<sup>2</sup>Quick Install In H2O Stop Version: connettore H2O Stop Plug&Play preinstallato per connessione rapida (accessori per collegamento da ordinare) / Prewired H2O Stop Plug&Play connector for an easy/rapid connection (connecting accessory to be ordered separately).

<sup>3</sup>Continuous Line In/Out H2O Stop Version: connettori H2O Stop Plug&Play preinstallati per connessione in linea (accessori per collegamento da ordinare) / Prewired H2O Stop Plug&Play connectors for an easy in line connection (connecting accessory to be ordered separately).

**1Standard** - Schema elettrico n.7 page 159 / Wiring diagram n.7 page 159

**2700K**

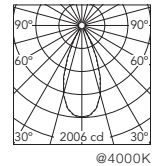
- F021A2BA001
- F021A2BA006
- F021A2BA033
- F021A2BA030
- F021A2BA018
- F021C46A012

**3000K**

- F021A3BA001
- F021A3BA006
- F021A3BA033
- F021A3BA030
- F021A3BA018
- F021A3BA012

**4000K**

- F021A4BA001
- F021A4BA006
- F021A4BA033
- F021A4BA030
- F021A4BA018
- F021A4BA012



Beam Angle: 44°

	h(m)	E(lx)	D(m)
1	2006	0.81	
2	501	1.63	
3	223	2.44	
4	125	3.26	
5	80	4.07	

@4000K

**2Quick Install I H2O Stop Fast Connect** - Schema elettrico n.8 page 159 / Wiring diagram n.8 page 159

**2700K**

- F021B2BA001
- F021B2BA006
- F021B2BA033
- F021B2BA030
- F021B2BA018
- F021B2BA012

**3000K**

- F021B3BA001
- F021B3BA006
- F021B3BA033
- F021B3BA030
- F021B3BA018
- F021B3BA012

**4000K**

- F021B4BA001
- F021B4BA006
- F021B4BA033
- F021B4BA030
- F021B4BA018
- F021B4BA012

**3Continuous Line I/O H2O Stop Fast Connect** - Schema elettrico n.9 page 159 / Wiring diagram n.9 page 159

**2700K**

- F021C2BA001
- F021C2BA006
- F021C2BA033
- F021C2BA030
- F021C2BA018
- F021C2BA012

**3000K**

- F021C3BA001
- F021C3BA006
- F021C3BA033
- F021C3BA030
- F021C3BA018
- F021C3BA012

**4000K**

- F021C4BA001
- F021C4BA006
- F021C4BA033
- F021C4BA030
- F021C4BA018
- F021C4BA012

**1Standard** - Schema elettrico n.7 page 159 / Wiring diagram n.7 page 159

**2700K**

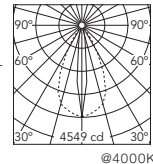
- F021A2FA001
- F021A2FA006
- F021A2FA033
- F021A2FA030
- F021A2FA018
- F021A2FA012

**3000K**

- F021A3FA001
- F021A3FA006
- F021A3FA033
- F021A3FA030
- F021A3FA018
- F021A3FA012

**4000K**

- F021A4FA001
- F021A4FA006
- F021A4FA033
- F021A4FA030
- F021A4FA018
- F021A4FA012



Beam Angle: 53°

	h(m)	E(lx)	D(m)
1	4549	0.22	
2	1137	0.44	
3	505	0.66	
4	284	0.88	
5	182	1.10	

@4000K

**2Quick Install I H2O Stop Fast Connect** - Schema elettrico n.8 page 159 / Wiring diagram n.8 page 159

**2700K**

- F021B2FA001
- F021B2FA006
- F021B2FA033
- F021B2FA030
- F021B2FA018
- F021B2FA012

**3000K**

- F021B3FA001
- F021B3FA006
- F021B3FA033
- F021B3FA030
- F021B3FA018
- F021B3FA012

**4000K**

- F021B4FA001
- F021B4FA006
- F021B4FA033
- F021B4FA030
- F021B4FA018
- F021B4FA012

**3Continuous Line I/O H2O Stop Fast Connect** - Schema elettrico n.9 page 159 / Wiring diagram n.9 page 159

**2700K**

- F021C2FA001
- F021C2FA006
- F021C2FA033
- F021C2FA030
- F021C2FA018
- F021C2FA012

**3000K**

- F021C3FA001
- F021C3FA006
- F021C3FA033
- F021C3FA030
- F021C3FA018
- F021C3FA012

**4000K**

- F021C4FA001
- F021C4FA006
- F021C4FA033
- F021C4FA030
- F021C4FA018
- F021C4FA012

**1Standard** - Schema elettrico n.7 page 159 / Wiring diagram n.7 page 159

**2700K**

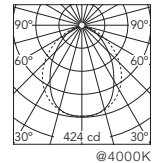
- F021A2KA001
- F021A2KA006
- F021A2KA033
- F021A2KA030
- F021A2KA018
- F021A2KA012

**3000K**

- F021A3KA001
- F021A3KA006
- F021A3KA033
- F021A3KA030
- F021A3KA018
- F021A3KA012

**4000K**

- F021A4KA001
- F021A4KA006
- F021A4KA033
- F021A4KA030
- F021A4KA018
- F021A4KA012



Beam Angle: 90°

	h(m)	E(lx)	D(m)
1	424	1.74	
2	106	3.49	
3	47	5.23	
4	26	6.98	
5	17	8.72	

@4000K

**2Quick Install I H2O Stop Fast Connect** - Schema elettrico n.8 page 159 / Wiring diagram n.8 page 159

**2700K**

- F021B2KA001
- F021B2KA006
- F021B2KA033
- F021B2KA030
- F021B2KA018
- F021B2KA012

**3000K**

- F021B3KA001
- F021B3KA006
- F021B3KA033
- F021B3KA030
- F021B3KA018
- F021B3KA012

**4000K**

- F021B4KA001
- F021B4KA006
- F021B4KA033
- F021B4KA030
- F021B4KA018
- F021B4KA012

**3Continuous Line I/O H2O Stop Fast Connect** - Schema elettrico n.9 page 159 / Wiring diagram n.9 page 159

**2700K**

- F021C2KA001
- F021C2KA006
- F021C2KA033
- F021C2KA030
- F021C2KA018
- F021C2KA012

**3000K**

- F021C3KA001
- F021C3KA006
- F021C3KA033
- F021C3KA030
- F021C3KA018
- F021C3KA012

**4000K**

- F021C4KA001
- F021C4KA006
- F021C4KA033
- F021C4KA030
- F021C4KA018
- F021C4KA012

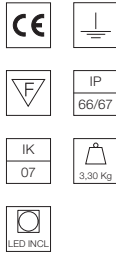
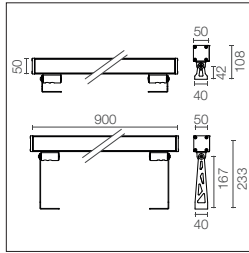


# Outgraze 50 L 900 mm - Non Dimmable

**Power Led:** 20W - 2504 lm ≠ \*FIXT 2054 lm - 2700K/CRI 80 - 220-240V / 20W - 2593 lm ≠ \*FIXT 2127 lm - 3000K/CRI 80 - 220-240V /

20W - 2683 lm ≠ \*FIXT 2201 lm - 4000K/CRI 80 - 220-240V

\*FIXT lm = Medium Optic



Alimentazione elettrica 220/240V integrata. Staffe di installazione da ordinare separatamente. Vetro trasparente extra chiaro, esclusa versione DIFFUSED con vetro sabbato.

A richiesta versione SMART (potenza 15,5W - flusso -30% lm).

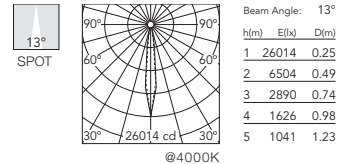
Integrated 220/240V power supply. Installation brackets, to be ordered separately. Extra clear transparent glass, excluding the DIFFUSE version with sandblasted glass.

SMART version available upon request (power 15,5W - flux -30% lm).

**1Standard - Schema elettrico n.7 page 159 / Wiring diagram n.7 page 159**

- |               |               |
|---------------|---------------|
| <b>2700K</b>  | <b>3000K</b>  |
| ○ F021A23A001 | ○ F021A33A001 |
| ● F021A23A006 | ● F021A33A006 |
| ● F021A23A033 | ● F021A33A033 |
| ● F021A23A030 | ● F021A33A030 |
| ● F021A23A018 | ● F021A33A018 |
| ● F021A23A012 | ● F021A33A012 |

- |               |
|---------------|
| <b>4000K</b>  |
| ○ F021A43A001 |
| ● F021A43A006 |
| ● F021A43A033 |
| ● F021A43A030 |
| ● F021A43A018 |
| ● F021A43A012 |



**2Quick Install I H2O Stop Fast Connect - Schema elettrico n.8 page 159 / Wiring diagram n.8 page 159**

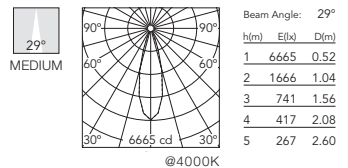
- |               |               |               |
|---------------|---------------|---------------|
| <b>2700K</b>  | <b>3000K</b>  | <b>4000K</b>  |
| ○ F021B23A001 | ○ F021B33A001 | ○ F021B43A001 |
| ● F021B23A006 | ● F021B33A006 | ● F021B43A006 |
| ● F021B23A033 | ● F021B33A033 | ● F021B43A033 |
| ● F021B23A030 | ● F021B33A030 | ● F021B43A030 |
| ● F021B23A018 | ● F021B33A018 | ● F021B43A018 |
| ● F021B23A012 | ● F021B33A012 | ● F021B43A012 |

**3Continuous Line I/O H2O Stop Fast Connect - Schema elettrico n.9 page 159 / Wiring diagram n.9 page 159**

- |               |               |               |
|---------------|---------------|---------------|
| <b>2700K</b>  | <b>3000K</b>  | <b>4000K</b>  |
| ○ F021C23A001 | ○ F021C33A001 | ○ F021C43A001 |
| ● F021C23A006 | ● F021C33A006 | ● F021C43A006 |
| ● F021C23A033 | ● F021C33A033 | ● F021C43A033 |
| ● F021C23A030 | ● F021C33A030 | ● F021C43A030 |
| ● F021C23A018 | ● F021C33A018 | ● F021C43A018 |
| ● F021C23A012 | ● F021C33A012 | ● F021C43A012 |

**1Standard - Schema elettrico n.7 page 159 / Wiring diagram n.7 page 159**

- |               |               |               |
|---------------|---------------|---------------|
| <b>2700K</b>  | <b>3000K</b>  | <b>4000K</b>  |
| ○ F021A27A001 | ○ F021A37A001 | ○ F021A47A001 |
| ● F021A27A006 | ● F021A37A006 | ● F021A47A006 |
| ● F021A27A033 | ● F021A37A033 | ● F021A47A033 |
| ● F021A27A030 | ● F021A37A030 | ● F021A47A030 |
| ● F021A27A018 | ● F021A37A018 | ● F021A47A018 |
| ● F021A27A012 | ● F021A37A012 | ● F021A47A012 |



**2Quick Install I H2O Stop Fast Connect - Schema elettrico n.8 page 159 / Wiring diagram n.8 page 159**

- |               |               |               |
|---------------|---------------|---------------|
| <b>2700K</b>  | <b>3000K</b>  | <b>4000K</b>  |
| ○ F021B27A001 | ○ F021B37A001 | ○ F021B47A001 |
| ● F021B27A006 | ● F021B37A006 | ● F021B47A006 |
| ● F021B27A033 | ● F021B37A033 | ● F021B47A033 |
| ● F021B27A030 | ● F021B37A030 | ● F021B47A030 |
| ● F021B27A018 | ● F021B37A018 | ● F021B47A018 |
| ● F021B27A012 | ● F021B37A012 | ● F021B47A012 |

**3Continuous Line I/O H2O Stop Fast Connect - Schema elettrico n.9 page 159 / Wiring diagram n.9 page 159**

- |               |               |               |
|---------------|---------------|---------------|
| <b>2700K</b>  | <b>3000K</b>  | <b>4000K</b>  |
| ○ F021C27A001 | ○ F021C37A001 | ○ F021C47A001 |
| ● F021C27A006 | ● F021C37A006 | ● F021C47A006 |
| ● F021C27A033 | ● F021C37A033 | ● F021C47A033 |
| ● F021C27A030 | ● F021C37A030 | ● F021C47A030 |
| ● F021C27A018 | ● F021C37A018 | ● F021C47A018 |
| ● F021C27A012 | ● F021C37A012 | ● F021C47A012 |

<sup>1</sup>Standard Version: spezzone di cavo in uscita 1000 mm (accessori per collegamento da ordinare) / 1000 mm lenght prewired cable (connecting accessory to be separately ordered).

<sup>2</sup>Quick Install In H2O Stop Version: connettore H2O Stop Plug&Play preinstallato per connessione rapida (accessori per collegamento da ordinare) / Prewired H2O Stop Plug&Play connector for an easy/rapid connection (connecting accessory to be ordered separately).

<sup>3</sup>Continuous Line In/Out H2O Stop Version: connettori H2O Stop Plug&Play preinstallati per connessione in linea (accessori per collegamento da ordinare) / Prewired H2O Stop Plug&Play connectors for an easy in line connection (connecting accessory to be ordered separately).

**1Standard - Schema elettrico n.7 page 159 / Wiring diagram n.7 page 159**

**2700K**

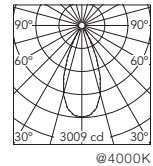
- F021A2CA001
- F021A2CA006
- F021A2CA033
- F021A2CA030
- F021A2CA018
- F021A2CA012

**3000K**

- F021A3CA001
- F021A3CA006
- F021A3CA033
- F021A3CA030
- F021A3CA018
- F021A3CA012

**4000K**

- F021A4CA001
- F021A4CA006
- F021A4CA033
- F021A4CA030
- F021A4CA018
- F021A4CA012



Beam Angle: 44°

	h(m)	E(lx)	D(m)
1	3009	0.81	
2	752	1.63	
3	334	2.44	
4	188	3.26	
5	120	4.07	

**2Quick Install I H2O Stop Fast Connect - Schema elettrico n.8 page 159 / Wiring diagram n.8 page 159**

**2700K**

- F021B2CA001
- F021B2CA006
- F021B2CA033
- F021B2CA030
- F021B2CA018
- F021B2CA012

**3000K**

- F021B3CA001
- F021B3CA006
- F021B3CA033
- F021B3CA030
- F021B3CA018
- F021B3CA012

**4000K**

- F021B4CA001
- F021B4CA006
- F021B4CA033
- F021B4CA030
- F021B4CA018
- F021B4CA012

**3Continuous Line I/O H2O Stop Fast Connect - Schema elettrico n.9 page 159 / Wiring diagram n.9 page 159**

**2700K**

- F021C2CA001
- F021C2CA006
- F021C2CA033
- F021C2CA030
- F021C2CA018
- F021C2CA012

**3000K**

- F021C3CA001
- F021C3CA006
- F021C3CA033
- F021C3CA030
- F021C3CA018
- F021C3CA012

**4000K**

- F021C4CA001
- F021C4CA006
- F021C4CA033
- F021C4CA030
- F021C4CA018
- F021C4CA012

**1Standard - Schema elettrico n.7 page 159 / Wiring diagram n.7 page 159**

**2700K**

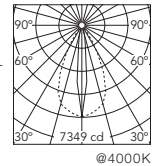
- F021A2GA001
- F021A2GA006
- F021A2GA033
- F021A2GA030
- F021A2GA018
- F021A2GA012

**3000K**

- F021A3GA001
- F021A3GA006
- F021A3GA033
- F021A3GA030
- F021A3GA018
- F021A3GA012

**4000K**

- F021A4GA001
- F021A4GA006
- F021A4GA033
- F021A4GA030
- F021A4GA018
- F021A4GA012



Beam Angle: 53°

	h(m)	E(lx)	D(m)
1	7349	0.22	
2	1837	0.44	
3	817	0.66	
4	459	0.88	
5	294	1.10	

**2Quick Install I H2O Stop Fast Connect - Schema elettrico n.8 page 159 / Wiring diagram n.8 page 159**

**2700K**

- F021B2GA001
- F021B2GA006
- F021B2GA033
- F021B2GA030
- F021B2GA018
- F021B2GA012

**3000K**

- F021B3GA001
- F021B3GA006
- F021B3GA033
- F021B3GA030
- F021B3GA018
- F021B3GA012

**4000K**

- F021B4GA001
- F021B4GA006
- F021B4GA033
- F021B4GA030
- F021B4GA018
- F021B4GA012

**3Continuous Line I/O H2O Stop Fast Connect - Schema elettrico n.9 page 159 / Wiring diagram n.9 page 159**

**2700K**

- F021C2GA001
- F021C2GA006
- F021C2GA033
- F021C2GA030
- F021C2GA018
- F021C2GA012

**3000K**

- F021C3GA001
- F021C3GA006
- F021C3GA033
- F021C3GA030
- F021C3GA018
- F021C3GA012

**4000K**

- F021C4GA001
- F021C4GA006
- F021C4GA033
- F021C4GA030
- F021C4GA018
- F021C4GA012

**1Standard - Schema elettrico n.7 page 159 / Wiring diagram n.7 page 159**

**2700K**

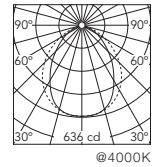
- F021A2LA001
- F021A2LA006
- F021A2LA033
- F021A2LA030
- F021A2LA018
- F021A2LA012

**3000K**

- F021A3LA001
- F021A3LA006
- F021A3LA033
- F021A3LA030
- F021A3LA018
- F021A3LA012

**4000K**

- F021A4LA001
- F021A4LA006
- F021A4LA033
- F021A4LA030
- F021A4LA018
- F021A4LA012



Beam Angle: 90°

	h(m)	E(lx)	D(m)
1	636	1.74	
2	159	3.49	
3	71	5.23	
4	40	6.98	
5	25	8.72	

**2Quick Install I H2O Stop -Fast Connect Schema elettrico n.8 page 159 / Wiring diagram n.8 page 159**

**2700K**

- F021B2LA001
- F021B2LA006
- F021B2LA033
- F021B2LA030
- F021B2LA018
- F021B2LA012

**3000K**

- F021B3LA001
- F021B3LA006
- F021B3LA033
- F021B3LA030
- F021B3LA018
- F021B3LA012

**4000K**

- F021B4LA001
- F021B4LA006
- F021B4LA033
- F021B4LA030
- F021B4LA018
- F021B4LA012

**3Continuous Line I/O H2O Stop Fast Connect - Schema elettrico n.9 page 159 / Wiring diagram n.9 page 159**

**2700K**

- F021C2LA001
- F021C2LA006
- F021C2LA033
- F021C2LA030
- F021C2LA018
- F021C2LA012

**3000K**

- F021C3LA001
- F021C3LA006
- F021C3LA033
- F021C3LA030
- F021C3LA018
- F021C3LA012

**4000K**

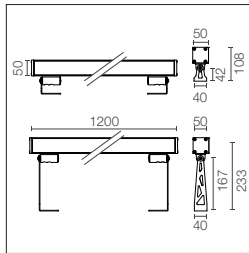
- F021C4LA001
- F021C4LA006
- F021C4LA033
- F021C4LA030
- F021C4LA018
- F021C4LA012

# Outgraze 50 L 1200 mm - Non Dimmable

Power Led: 27W - 3338 lm ≠ \*FIXT 2739 lm - 2700K/CRI 80 - 220-240V / 27W - 3458 lm ≠ \*FIXT 2836 lm - 3000K/CRI 80 - 220-240V /

27W - 3577 lm ≠ \*FIXT 2934 lm - 4000K/CRI 80 - 220-240V

\*FIXT lm = Medium Optic



Alimentazione elettrica 220/240V integrata. Staffe di installazione da ordinare separatamente. Vetro trasparente extra chiaro, esclusa versione DIFFUSED con vetro sabbiato.

A richiesta versione SMART (potenza 18,5W - flusso -30% lm).

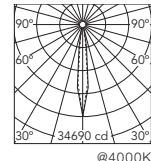
Integrated 220/240V power supply. Installation brackets, to be ordered separately. Extra clear transparent glass, excluding the DIFFUSE version with sandblasted glass.

SMART version available upon request (power 18,5W - flux -30% lm).

## <sup>1</sup>Standard - Schema elettrico n.7 page 159 / Wiring diagram n.7 page 159

- |               |               |
|---------------|---------------|
| <b>2700K</b>  | <b>3000K</b>  |
| ○ F021A24A001 | ○ F021A34A001 |
| ● F021A24A006 | ● F021A34A006 |
| ● F021A24A033 | ● F021A34A033 |
| ● F021A24A030 | ● F021A34A030 |
| ● F021A24A018 | ● F021A34A018 |
| ● F021A24A012 | ● F021A34A012 |

- |               |
|---------------|
| <b>4000K</b>  |
| ○ F021A44A001 |
| ● F021A44A006 |
| ● F021A44A033 |
| ● F021A44A030 |
| ● F021A44A018 |
| ● F021A44A012 |



h(m)	E(lx)	D(m)
1	34690	0.25
2	8672	0.49
3	3854	0.74
4	2168	0.98
5	1388	1.23

## <sup>2</sup>Quick Install I H2O Stop Fast Connect - Schema elettrico n.8 page 159 / Wiring diagram n.8 page 159

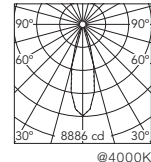
- |               |               |               |
|---------------|---------------|---------------|
| <b>2700K</b>  | <b>3000K</b>  | <b>4000K</b>  |
| ○ F021B24A001 | ○ F021B34A001 | ○ F021B44A001 |
| ● F021B24A006 | ● F021B34A006 | ● F021B44A006 |
| ● F021B24A033 | ● F021B34A033 | ● F021B44A033 |
| ● F021B24A030 | ● F021B34A030 | ● F021B44A030 |
| ● F021B24A018 | ● F021B34A018 | ● F021B44A018 |
| ● F021B24A012 | ● F021B34A012 | ● F021B44A012 |

## <sup>3</sup>Continuous Line I/O H2O Stop Fast Connect - Schema elettrico n.9 page 159 / Wiring diagram n.9 page 159

- |               |               |               |
|---------------|---------------|---------------|
| <b>2700K</b>  | <b>3000K</b>  | <b>4000K</b>  |
| ○ F021C24A001 | ○ F021C34A001 | ○ F021C44A001 |
| ● F021C24A006 | ● F021C34A006 | ● F021C44A006 |
| ● F021C24A033 | ● F021C34A033 | ● F021C44A033 |
| ● F021C24A030 | ● F021C34A030 | ● F021C44A030 |
| ● F021C24A018 | ● F021C34A018 | ● F021C44A018 |
| ● F021C24A012 | ● F021C34A012 | ● F021C44A012 |

## <sup>1</sup>Standard - Schema elettrico n.7 page 159 / Wiring diagram n.7 page 159

- |               |               |               |
|---------------|---------------|---------------|
| <b>2700K</b>  | <b>3000K</b>  | <b>4000K</b>  |
| ○ F021A28A001 | ○ F021A38A001 | ○ F021A48A001 |
| ● F021A28A006 | ● F021A38A006 | ● F021A48A006 |
| ● F021A28A033 | ● F021A38A033 | ● F021A48A033 |
| ● F021A28A030 | ● F021A38A030 | ● F021A48A030 |
| ● F021A28A018 | ● F021A38A018 | ● F021A48A018 |
| ● F021A28A012 | ● F021A38A012 | ● F021A48A012 |



h(m)	E(lx)	D(m)
1	8886	0.52
2	2222	1.04
3	987	1.56
4	555	2.08
5	355	2.60

## <sup>2</sup>Quick Install I H2O Stop Fast Connect - Schema elettrico n.8 page 159 / Wiring diagram n.8 page 159

- |               |               |               |
|---------------|---------------|---------------|
| <b>2700K</b>  | <b>3000K</b>  | <b>4000K</b>  |
| ○ F021B28A001 | ○ F021B38A001 | ○ F021B48A001 |
| ● F021B28A006 | ● F021B38A006 | ● F021B48A006 |
| ● F021B28A033 | ● F021B38A033 | ● F021B48A033 |
| ● F021B28A030 | ● F021B38A030 | ● F021B48A030 |
| ● F021B28A018 | ● F021B38A018 | ● F021B48A018 |
| ● F021B28A012 | ● F021B38A012 | ● F021B48A012 |

## <sup>3</sup>Continuous Line In/Out H2O Stop Fast Connect - Schema elettrico n.9 page 159 / Wiring diagram n.9 page 159

- |               |               |               |
|---------------|---------------|---------------|
| <b>2700K</b>  | <b>3000K</b>  | <b>4000K</b>  |
| ○ F021C28A001 | ○ F021C38A001 | ○ F021C48A001 |
| ● F021C28A006 | ● F021C38A006 | ● F021C48A006 |
| ● F021C28A033 | ● F021C38A033 | ● F021C48A033 |
| ● F021C28A030 | ● F021C38A030 | ● F021C48A030 |
| ● F021C28A018 | ● F021C38A018 | ● F021C48A018 |
| ● F021C28A012 | ● F021C38A012 | ● F021C48A012 |

<sup>1</sup>Standard Version: spezzone di cavo in uscita 1000 mm (accessori per collegamento da ordinare) / 1000 mm lenght prewired cable (connecting accessory to be separately ordered).

<sup>2</sup>Quick Install In H2O Stop Version: connettore H2O Stop Plug&Play preinstallato per connessione rapida (accessori per collegamento da ordinare) / Prewired H2O Stop Plug&Play connector for an easy/rapid connection (connecting accessory to be ordered separately).

<sup>3</sup>Continuous Line In/Out H2O Stop Version: connettori H2O Stop Plug&Play preinstallati per connessione in linea (accessori per collegamento da ordinare) / Prewired H2O Stop Plug&Play connectors for an easy in line connection (connecting accessory to be ordered separately).

**1Standard** - Schema elettrico n.7 page 159 / Wiring diagram n.7 page 159

**2700K**

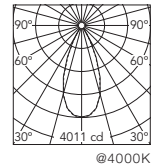
- F021A2DA001
- F021A2DA006
- F021A2DA033
- F021A2DA030
- F021A2DA018
- F021A2DA012

**3000K**

- F021A3DA001
- F021A3DA006
- F021A3DA033
- F021A3DA030
- F021A3DA018
- F021A3DA012

**4000K**

- F021A4DA001
- F021A4DA006
- F021A4DA033
- F021A4DA030
- F021A4DA018
- F021A4DA012



Beam Angle: 44°

	h(m)	E(lx)	D(m)
1	4011	0.81	
2	1003	1.63	
3	446	2.44	
4	251	3.26	
5	160	4.07	

**2Quick Install I H2O Stop Fast Connect** - Schema elettrico n.8 page 159 / Wiring diagram n.8 page 159

**2700K**

- F021B2DA001
- F021B2DA006
- F021B2DA033
- F021B2DA030
- F021B2DA018
- F021B2DA012

**3000K**

- F021B3DA001
- F021B3DA006
- F021B3DA033
- F021B3DA030
- F021B3DA018
- F021B3DA012

**4000K**

- F021B4DA001
- F021B4DA006
- F021B4DA033
- F021B4DA030
- F021B4DA018
- F021B4DA012

**3Continuous Line I/O H2O Stop Fast Connect** - Schema elettrico n.9 page 159 / Wiring diagram n.9 page 159

**2700K**

- F021C2DA001
- F021C2DA006
- F021C2DA033
- F021C2DA030
- F021C2DA018
- F021C2DA012

**3000K**

- F021C3DA001
- F021C3DA006
- F021C3DA033
- F021C3DA030
- F021C3DA018
- F021C3DA012

**4000K**

- F021C4DA001
- F021C4DA006
- F021C4DA033
- F021C4DA030
- F021C4DA018
- F021C4DA012

**1Standard** - Schema elettrico n.7 page 159 / Wiring diagram n.7 page 159

**2700K**

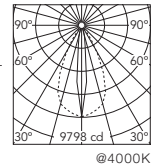
- F021A2HA001
- F021A2HA006
- F021A2HA033
- F021A2HA030
- F021A2HA018
- F021A2HA012

**3000K**

- F021A3HA001
- F021A3HA006
- F021A3HA033
- F021A3HA030
- F021A3HA018
- F021A3HA012

**4000K**

- F021A4HA001
- F021A4HA006
- F021A4HA033
- F021A4HA030
- F021A4HA018
- F021A4HA012



Beam Angle: 53°

	h(m)	E(lx)	D(m)
1	9798	0.22	
2	2450	0.44	
3	1089	0.66	
4	612	0.88	
5	392	1.10	

**2Quick Install I H2O Stop Fast Connect** - Schema elettrico n.8 page 159 / Wiring diagram n.8 page 159

**2700K**

- F021B2HA001
- F021B2HA006
- F021B2HA033
- F021B2HA030
- F021B2HA018
- F021B2HA012

**3000K**

- F021B3HA001
- F021B3HA006
- F021B3HA033
- F021B3HA030
- F021B3HA018
- F021B3HA012

**4000K**

- F021B4HA001
- F021B4HA006
- F021B4HA033
- F021B4HA030
- F021B4HA018
- F021B4HA012

**3Continuous Line I/O H2O Stop Fast Connect** - Schema elettrico n.9 page 159 / Wiring diagram n.9 page 159

**2700K**

- F021C2HA001
- F021C2HA006
- F021C2HA033
- F021C2HA030
- F021C2HA018
- F021C2HA012

**3000K**

- F021C3HA001
- F021C3HA006
- F021C3HA033
- F021C3HA030
- F021C3HA018
- F021C3HA012

**4000K**

- F021C4HA001
- F021C4HA006
- F021C4HA033
- F021C4HA030
- F021C4HA018
- F021C4HA012

**1Standard** - Schema elettrico n.7 page 159 / Wiring diagram n.7 page 159

**2700K**

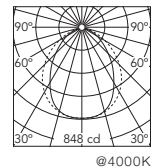
- F021A2MA001
- F021A2MA006
- F021A2MA033
- F021A2MA030
- F021A2MA018
- F021A2MA012

**3000K**

- F021A3MA001
- F021A3MA006
- F021A3MA033
- F021A3MA030
- F021A3MA018
- F021A3MA012

**4000K**

- F021A4MA001
- F021A4MA006
- F021A4MA033
- F021A4MA030
- F021A4MA018
- F021A4MA012



Beam Angle: 90°

	h(m)	E(lx)	D(m)
1	848	1.74	
2	212	3.49	
3	94	5.23	
4	53	6.98	
5	34	8.72	

**2Quick Install I H2O Stop Fast Connect** - Schema elettrico n.8 page 159 / Wiring diagram n.8 page 159

**2700K**

- F021B2MA001
- F021B2MA006
- F021B2MA033
- F021B2MA030
- F021B2MA018
- F021B2MA012

**3000K**

- F021B3MA001
- F021B3MA006
- F021B3MA033
- F021B3MA030
- F021B3MA018
- F021B3MA012

**4000K**

- F021B4MA001
- F021B4MA006
- F021B4MA033
- F021B4MA030
- F021B4MA018
- F021B4MA012

**3Continuous Line I/O H2O Stop Fast Connect** - Schema elettrico n.9 page 159 / Wiring diagram n.9 page 159

**2700K**

- F021C2MA001
- F021C2MA006
- F021C2MA033
- F021C2MA030
- F021C2MA018
- F021C2MA012

**3000K**

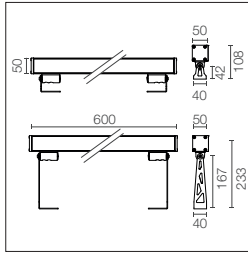
- F021C3MA001
- F021C3MA006
- F021C3MA033
- F021C3MA030
- F021C3MA018
- F021C3MA012

**4000K**

- F021C4MA001
- F021C4MA006
- F021C4MA033
- F021C4MA030
- F021C4MA018
- F021C4MA012

# Outgraze 50 L 600 mm - Dimmable DALI

**Power Led:** 14,5W - 1669 lm ≠ \*FIXT 1369 lm - 2700K/CRI 80 - 120-240V / 14,5W - 1729 lm ≠ \*FIXT 1418 lm - 3000K/CRI 80 - 120-240V / 14,5W - 1788 lm ≠ \*FIXT 1467 lm - 4000K/CRI 80 - 120-240V / \*FIXT lm = Medium Optic



Alimentazione elettrica 120/240V integrata. Staffe di installazione da ordinare separatamente. Vetro trasparente extra chiaro, esclusa versione DIFFUSED con vetro sabbato.

A richiesta versione SMART dimmerabile DALI (potenza 7W - flusso -50% lm). A richiesta versione dimmerabile 1-10V.

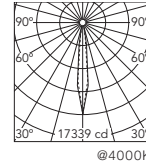
Integrated 120/240V power supply. Installation brackets, to be ordered separately. Extra clear transparent glass, excluding the DIFFUSE version with sandblasted glass.

SMART dimmable DALI version available upon request (power 7W - flux -50% lm). 1-10V dimmable version upon request.

## 2Quick Install I H2O Stop Fast Connect - Schema elettrico n.10 page 160 / Wiring diagram n.10 page 160

- |               |               |
|---------------|---------------|
| <b>2700K</b>  | <b>3000K</b>  |
| ○ F021B22D001 | ○ F021B32D001 |
| ● F021B22D006 | ● F021B32D006 |
| ● F021B22D033 | ● F021B32D033 |
| ● F021B22D030 | ● F021B32D030 |
| ● F021B22D018 | ● F021B32D018 |
| ● F021B22D012 | ● F021B32D012 |

- |               |
|---------------|
| <b>4000K</b>  |
| ○ F021B42D001 |
| ● F021B42D006 |
| ● F021B42D033 |
| ● F021B42D030 |
| ● F021B42D018 |
| ● F021B42D012 |



Beam Angle: 13°	h(m)	E(lx)	D(m)
1	17339	0.25	
2	4335	0.49	
3	1927	0.74	
4	1084	0.98	
5	694	1.23	

@4000K

## 3Continuous Line I/O H2O Stop Fast Connect - Schema elettrico n.11 page 160 / Wiring diagram n.11 page 160

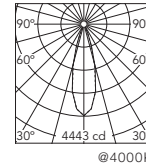
- |               |               |
|---------------|---------------|
| <b>2700K</b>  | <b>3000K</b>  |
| ○ F021C22D001 | ○ F021C32D001 |
| ● F021C22D006 | ● F021C32D006 |
| ● F021C22D033 | ● F021C32D033 |
| ● F021C22D030 | ● F021C32D030 |
| ● F021C22D018 | ● F021C32D018 |
| ● F021C22D012 | ● F021C32D012 |

- |               |
|---------------|
| <b>4000K</b>  |
| ○ F021C42D001 |
| ● F021C42D006 |
| ● F021C42D033 |
| ● F021C42D030 |
| ● F021C42D018 |
| ● F021C42D012 |

## 2Quick Install I H2O Stop Fast Connect - Schema elettrico n.10 page 160 / Wiring diagram n.10 page 160

- |               |               |
|---------------|---------------|
| <b>2700K</b>  | <b>3000K</b>  |
| ○ F021B26D001 | ○ F021B36D001 |
| ● F021B26D006 | ● F021B36D006 |
| ● F021B26D033 | ● F021B36D033 |
| ● F021B26D030 | ● F021B36D030 |
| ● F021B26D018 | ● F021B36D018 |
| ● F021B26D012 | ● F021B36D012 |

- |               |
|---------------|
| <b>4000K</b>  |
| ○ F021B46D001 |
| ● F021B46D006 |
| ● F021B46D033 |
| ● F021B46D030 |
| ● F021B46D018 |
| ● F021B46D012 |



Beam Angle: 29°	h(m)	E(lx)	D(m)
1	4443	0.52	
2	1111	1.04	
3	494	1.56	
4	278	2.08	
5	178	2.60	

@4000K

## 3Continuous Line I/O H2O Stop Fast Connect - Schema elettrico n.11 page 160 / Wiring diagram n.11 page 160

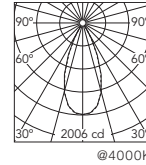
- |               |               |
|---------------|---------------|
| <b>2700K</b>  | <b>3000K</b>  |
| ○ F021C26D001 | ○ F021C36D001 |
| ● F021C26D006 | ● F021C36D006 |
| ● F021C26D033 | ● F021C36D033 |
| ● F021C26D030 | ● F021C36D030 |
| ● F021C26D018 | ● F021C36D018 |
| ● F021C26D012 | ● F021C36D012 |

- |               |
|---------------|
| <b>4000K</b>  |
| ○ F021C46D001 |
| ● F021C46D006 |
| ● F021C46D033 |
| ● F021C46D030 |
| ● F021C46D018 |
| ● F021C46D012 |

## 2Quick Install I H2O Stop Fast Connect - Schema elettrico n.10 page 160 / Wiring diagram n.10 page 160

- |               |               |
|---------------|---------------|
| <b>2700K</b>  | <b>3000K</b>  |
| ○ F021B2BD001 | ○ F021B3BD001 |
| ● F021B2BD006 | ● F021B3BD006 |
| ● F021B2BD033 | ● F021B3BD033 |
| ● F021B2BD030 | ● F021B3BD030 |
| ● F021B2BD018 | ● F021B3BD018 |
| ● F021B2BD012 | ● F021B3BD012 |

- |               |
|---------------|
| <b>4000K</b>  |
| ○ F021B4BD001 |
| ● F021B4BD006 |
| ● F021B4BD033 |
| ● F021B4BD030 |
| ● F021B4BD018 |
| ● F021B4BD012 |



Beam Angle: 44°	h(m)	E(lx)	D(m)
1	2006	0.81	
2	501	1.63	
3	223	2.44	
4	125	3.26	
5	80	4.07	

@4000K

## 3Continuous Line I/O H2O Stop Fast Connect - Schema elettrico n.11 page 160 / Wiring diagram n.11 page 160

- |               |               |
|---------------|---------------|
| <b>2700K</b>  | <b>3000K</b>  |
| ○ F021C2BD001 | ○ F021C3BD001 |
| ● F021C2BD006 | ● F021C3BD006 |
| ● F021C2BD033 | ● F021C3BD033 |
| ● F021C2BD030 | ● F021C3BD030 |
| ● F021C2BD018 | ● F021C3BD018 |
| ● F021C2BD012 | ● F021C3BD012 |

- |               |
|---------------|
| <b>4000K</b>  |
| ○ F021C4BD001 |
| ● F021C4BD006 |
| ● F021C4BD033 |
| ● F021C4BD030 |
| ● F021C4BD018 |
| ● F021C4BD012 |

2Quick Install In H2O Stop Version: connettore H2O Stop Plug&Play preinstallato per connessione rapida (accessori per collegamento da ordinare) / Prewired H2O Stop Plug&Play connector for an easy/rapid connection (connecting accessory to be ordered separately).

3Continous Line In/Out H2O Stop Version: connettori H2O Stop Plug&Play preinstallati per connessione in linea (accessori per collegamento da ordinare) / Prewired H2O Stop Plug&Play connectors for an easy in line connection (connecting accessory to be ordered separately).

**2Quick Install I H2O Stop Fast Connect - Schema elettrico n.10 page 160 / Wiring diagram n.10 page 160**

**2700K**

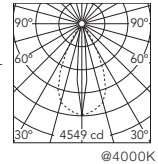
- F021B2FD001
- F021B2FD006
- F021B2FD033
- F021B2FD030
- F021B2FD018
- F021B2FD012

**3000K**

- F021B3FD001
- F021B3FD006
- F021B3FD033
- F021B3FD030
- F021B3FD018
- F021B3FD012

**4000K**

- F021B4FD001
- F021B4FD006
- F021B4FD033
- F021B4FD030
- F021B4FD018
- F021B4FD012



Beam Angle: 53°

h(m)	E(lx)	D(m)
1	4549	0.22
2	1137	0.44
3	505	0.66
4	284	0.88
5	182	1.10

**3Continuous Line I/O H2O Stop Fast Connect - Schema elettrico n.11 page 160 / Wiring diagram n.11 page 160**

**2700K**

- F021C2FD001
- F021C2FD006
- F021C2FD033
- F021C2FD030
- F021C2FD018
- F021C2FD012

**3000K**

- F021C3FD001
- F021C3FD006
- F021C3FD033
- F021C3FD030
- F021C3FD018
- F021C3FD012

**4000K**

- F021C4FD001
- F021C4FD006
- F021C4FD033
- F021C4FD030
- F021C4FD018
- F021C4FD012

**2Quick Install I H2O Stop Fast Connect - Schema elettrico n.10 page 160 / Wiring diagram n.10 page 160**

**2700K**

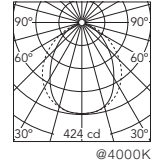
- F021B2KD001
- F021B2KD006
- F021B2KD033
- F021B2KD030
- F021B2KD018
- F021B2KD012

**3000K**

- F021B3KD001
- F021B3KD006
- F021B3KD033
- F021B3KD030
- F021B3KD018
- F021B3KD012

**4000K**

- F021B4KD001
- F021B4KD006
- F021B4KD033
- F021B4KD030
- F021B4KD018
- F021B4KD012



Beam Angle: 90°

h(m)	E(lx)	D(m)
1	424	1.74
2	106	3.49
3	47	5.23
4	26	6.98
5	17	8.72

**3Continuous Line I/O H2O Stop Fast Connect - Schema elettrico n.11 page 160 / Wiring diagram n.11 page 160**

**2700K**

- F021C2KD001
- F021C2KD006
- F021C2KD033
- F021C2KD030
- F021C2KD018
- F021C2KD012

**3000K**

- F021C3KD001
- F021C3KD006
- F021C3KD033
- F021C3KD030
- F021C3KD018
- F021C3KD012

**4000K**

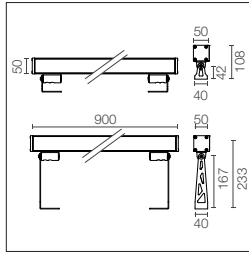
- F021C4KD001
- F021C4KD006
- F021C4KD033
- F021C4KD030
- F021C4KD018
- F021C4KD012

# Outgraze 50 L 900 mm - Dimmable DALI

**Power Led:** 20W - 2504 lm ≠ \*FIXT 2054 lm - 2700K/CRI 80 - 120-240V / 20W - 2593 lm ≠ \*FIXT 2127 lm - 3000K/CRI 80 - 120-240V /

20W - 2683 lm ≠ \*FIXT 2201 lm - 4000K/CRI 80 - 120-240V

\*FIXT lm = Medium Optic



Alimentazione elettrica 120/240V integrata. Staffe di installazione da ordinare separatamente. Vetro trasparente extra chiaro, esclusa versione DIFFUSED con vetro sabbato.

A richiesta versione SMART dimmerabile DALI (potenza 11W - flusso -50% lm). A richiesta versione dimmerabile 1-10V.

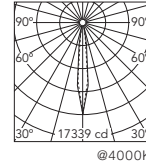
Integrated 120/240V power supply. Installation brackets, to be ordered separately. Extra clear transparent glass, excluding the DIFFUSE version with sandblasted glass.

SMART dimmable DALI version available upon request (power 11W - flux -50% lm). 1-10V dimmable version upon request.

## 2Quick Install I H2O Stop Fast Connect - Schema elettrico n.10 page 160 / Wiring diagram n.10 page 160

- |               |               |
|---------------|---------------|
| <b>2700K</b>  | <b>3000K</b>  |
| ○ F021B23D001 | ○ F021B33D001 |
| ● F021B23D006 | ● F021B33D006 |
| ● F021B23D033 | ● F021B33D033 |
| ● F021B23D030 | ● F021B33D030 |
| ● F021B23D018 | ● F021B33D018 |
| ● F021B23D012 | ● F021B33D012 |

- |               |
|---------------|
| <b>4000K</b>  |
| ○ F021B43D001 |
| ● F021B43D006 |
| ● F021B43D033 |
| ● F021B43D030 |
| ● F021B43D018 |
| ● F021B43D012 |



Beam Angle: 13°	h(m)	E(lx)	D(m)
1	17339	0.25	
2	4335	0.49	
3	1927	0.74	
4	1084	0.98	
5	694	1.23	

## 3Continuous Line I/O H2O Stop Fast Connect - Schema elettrico n.11 page 160 / Wiring diagram n.11 page 160

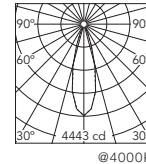
- |               |               |
|---------------|---------------|
| <b>2700K</b>  | <b>3000K</b>  |
| ○ F021C23D001 | ○ F021C33D001 |
| ● F021C23D006 | ● F021C33D006 |
| ● F021C23D033 | ● F021C33D033 |
| ● F021C23D030 | ● F021C33D030 |
| ● F021C23D018 | ● F021C33D018 |
| ● F021C23D012 | ● F021C33D012 |

- |               |
|---------------|
| <b>4000K</b>  |
| ○ F021C43D001 |
| ● F021C43D006 |
| ● F021C43D033 |
| ● F021C43D030 |
| ● F021C43D018 |
| ● F021C43D012 |

## 2Quick Install I H2O Stop Fast Connect - Schema elettrico n.10 page 160 / Wiring diagram n.10 page 160

- |               |               |
|---------------|---------------|
| <b>2700K</b>  | <b>3000K</b>  |
| ○ F021B27D001 | ○ F021B37D001 |
| ● F021B27D006 | ● F021B37D006 |
| ● F021B27D033 | ● F021B37D033 |
| ● F021B27D030 | ● F021B37D030 |
| ● F021B27D018 | ● F021B37D018 |
| ● F021B27D012 | ● F021B37D012 |

- |               |
|---------------|
| <b>4000K</b>  |
| ○ F021B47D001 |
| ● F021B47D006 |
| ● F021B47D033 |
| ● F021B47D030 |
| ● F021B47D018 |
| ● F021B47D012 |



Beam Angle: 29°	h(m)	E(lx)	D(m)
1	4443	0.52	
2	1111	1.04	
3	494	1.56	
4	278	2.08	
5	178	2.60	

## 3Continuous Line I/O H2O Stop Fast Connect - Schema elettrico n.11 page 160 / Wiring diagram n.11 page 160

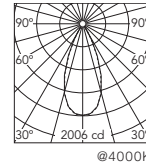
- |               |               |
|---------------|---------------|
| <b>2700K</b>  | <b>3000K</b>  |
| ○ F021C27D001 | ○ F021C37D001 |
| ● F021C27D006 | ● F021C37D006 |
| ● F021C27D033 | ● F021C37D033 |
| ● F021C27D030 | ● F021C37D030 |
| ● F021C27D018 | ● F021C37D018 |
| ● F021C27D012 | ● F021C37D012 |

- |               |
|---------------|
| <b>4000K</b>  |
| ○ F021C47D001 |
| ● F021C47D006 |
| ● F021C47D033 |
| ● F021C47D030 |
| ● F021C47D018 |
| ● F021C47D012 |

## 2Quick Install I H2O Stop Fast Connect - Schema elettrico n.10 page 160 / Wiring diagram n.10 page 160

- |               |               |
|---------------|---------------|
| <b>2700K</b>  | <b>3000K</b>  |
| ○ F021B2CD001 | ○ F021B3CD001 |
| ● F021B2CD006 | ● F021B3CD006 |
| ● F021B2CD033 | ● F021B3CD033 |
| ● F021B2CD030 | ● F021B3CD030 |
| ● F021B2CD018 | ● F021B3CD018 |
| ● F021B2CD012 | ● F021B3CD012 |

- |               |
|---------------|
| <b>4000K</b>  |
| ○ F021B4CD001 |
| ● F021B4CD006 |
| ● F021B4CD033 |
| ● F021B4CD030 |
| ● F021B4CD018 |
| ● F021B4CD012 |



Beam Angle: 44°	h(m)	E(lx)	D(m)
1	2006	0.81	
2	501	1.63	
3	223	2.44	
4	125	3.26	
5	80	4.07	

## 3Continuous Line I/O H2O Stop Fast Connect - Schema elettrico n.11 page 160 / Wiring diagram n.11 page 160

- |               |               |
|---------------|---------------|
| <b>2700K</b>  | <b>3000K</b>  |
| ○ F021C2CD001 | ○ F021C3CD001 |
| ● F021C2CD006 | ● F021C3CD006 |
| ● F021C2CD033 | ● F021C3CD033 |
| ● F021C2CD030 | ● F021C3CD030 |
| ● F021C2CD018 | ● F021C3CD018 |
| ● F021C2CD012 | ● F021C3CD012 |

- |               |
|---------------|
| <b>4000K</b>  |
| ○ F021C4CD001 |
| ● F021C4CD006 |
| ● F021C4CD033 |
| ● F021C4CD030 |
| ● F021C4CD018 |
| ● F021C4CD012 |

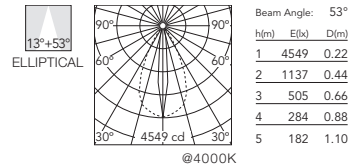
2Quick Install In H2O Stop Version: connettore H2O Stop Plug&Play preinstallato per connessione rapida (accessori per collegamento da ordinare) / Prewired H2O Stop Plug&Play connector for an easy/rapid connection (connecting accessory to be ordered separately).

3Continous Line In/Out H2O Stop Version: connettori H2O Stop Plug&Play preinstallati per connessione in linea (accessori per collegamento da ordinare) / Prewired H2O Stop Plug&Play connectors for an easy in line connection (connecting accessory to be ordered separately).



**2Quick Install I H2O Stop Fast Connect - Schema elettrico n.10 page 160 / Wiring diagram n.10 page 160**

- |               |               |               |
|---------------|---------------|---------------|
| <b>2700K</b>  | <b>3000K</b>  | <b>4000K</b>  |
| ○ F021B2GD001 | ○ F021B3GD001 | ○ F021B4GD001 |
| ● F021B2GD006 | ● F021B3GD006 | ● F021B4GD006 |
| ● F021B2GD033 | ● F021B3GD033 | ● F021B4GD033 |
| ● F021B2GD030 | ● F021B3GD030 | ● F021B4GD030 |
| ● F021B2GD018 | ● F021B3GD018 | ● F021B4GD018 |
| ● F021B2GD012 | ● F021B3GD012 | ● F021B4GD012 |

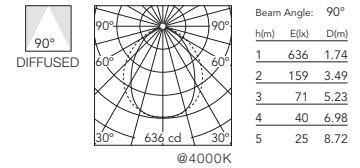


**3Continuous Line I/O H2O Stop Fast Connect - Schema elettrico n.11 page 160 / Wiring diagram n.11 page 160**

- |               |               |               |
|---------------|---------------|---------------|
| <b>2700K</b>  | <b>3000K</b>  | <b>4000K</b>  |
| ○ F021C2GD001 | ○ F021C3GD001 | ○ F021C4GD001 |
| ● F021C2GD006 | ● F021C3GD006 | ● F021C4GD006 |
| ● F021C2GD033 | ● F021C3GD033 | ● F021C4GD033 |
| ● F021C2GD030 | ● F021C3GD030 | ● F021C4GD030 |
| ● F021C2GD018 | ● F021C3GD018 | ● F021C4GD018 |
| ● F021C2GD012 | ● F021C3GD012 | ● F021C4GD012 |

**2Quick Install I H2O Stop Fast Connect - Schema elettrico n.10 page 160 / Wiring diagram n.10 page 160**

- |               |               |               |
|---------------|---------------|---------------|
| <b>2700K</b>  | <b>3000K</b>  | <b>4000K</b>  |
| ○ F021B2LD001 | ○ F021B3LD001 | ○ F021B4LD001 |
| ● F021B2LD006 | ● F021B3LD006 | ● F021B4LD006 |
| ● F021B2LD033 | ● F021B3LD033 | ● F021B4LD033 |
| ● F021B2LD030 | ● F021B3LD030 | ● F021B4LD030 |
| ● F021B2LD018 | ● F021B3LD018 | ● F021B4LD018 |
| ● F021B2LD012 | ● F021B3LD012 | ● F021B4LD012 |



**3Continuous Line I/O H2O Stop Fast Connect - Schema elettrico n.11 page 160 / Wiring diagram n.11 page 160**

- |               |               |               |
|---------------|---------------|---------------|
| <b>2700K</b>  | <b>3000K</b>  | <b>4000K</b>  |
| ○ F021C2LD001 | ○ F021C3LD001 | ○ F021C4LD001 |
| ● F021C2LD006 | ● F021C3LD006 | ● F021C4LD006 |
| ● F021C2LD033 | ● F021C3LD033 | ● F021C4LD033 |
| ● F021C2LD030 | ● F021C3LD030 | ● F021C4LD030 |
| ● F021C2LD018 | ● F021C3LD018 | ● F021C4LD018 |
| ● F021C2LD012 | ● F021C3LD012 | ● F021C4LD012 |

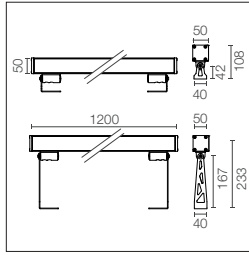


# Outgraze 50 L 1200 mm - Dimmable DALI

Power Led: 27W - 3338 lm ≠ \*FIXT 2739 lm - 2700K/CRI 80 - 120-240V / 27W - 3458 lm ≠ \*FIXT 2836 lm - 3000K/CRI 80 - 120-240 /

27W - 3577 lm ≠ \*FIXT 2934 lm - 4000K/CRI 80 - 120-240V

\*FIXT lm = Medium Optic



Alimentazione elettrica 120/240V integrata. Staffe di installazione da ordinare separatamente. Vetro trasparente extra chiaro, esclusa versione DIFFUSED con vetro sabbato.

A richiesta versione SMART dimmerabile DALI (potenza 14W - flusso -50% lm). A richiesta versione dimmerabile 1-10V.

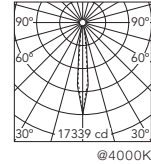
Integrated 120/240V power supply. Installation brackets, to be ordered separately. Extra clear transparent glass, excluding the DIFFUSE version with sandblasted glass.

SMART dimmable DALI version available upon request (power 14W - flux -50% lm). 1-10V dimmable version upon request.

## 2Quick Install I H2O Stop Fast Connect - Schema elettrico n.10 page 160 / Wiring diagram n.10 page 160

- |               |               |
|---------------|---------------|
| <b>2700K</b>  | <b>3000K</b>  |
| ○ F021B24D001 | ○ F021B34D001 |
| ● F021B24D006 | ● F021B34D006 |
| ● F021B24D033 | ● F021B34D033 |
| ● F021B24D030 | ● F021B34D030 |
| ● F021B24D018 | ● F021B34D018 |
| ● F021B24D012 | ● F021B34D012 |

- |               |
|---------------|
| <b>4000K</b>  |
| ○ F021B44D001 |
| ● F021B44D006 |
| ● F021B44D033 |
| ● F021B44D030 |
| ● F021B44D018 |
| ● F021B44D012 |



Beam Angle: 13°	h(m)	Et(x)	D(m)
1	17339	0.25	
2	4335	0.49	
3	1927	0.74	
4	1084	0.98	
5	694	1.23	

## 3Continuous Line I/O H2O Stop Fast Connect - Schema elettrico n.11 page 160 / Wiring diagram n.11 page 160

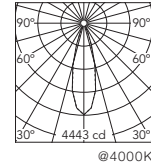
- |               |               |
|---------------|---------------|
| <b>2700K</b>  | <b>3000K</b>  |
| ○ F021C24D001 | ○ F021C34D001 |
| ● F021C24D006 | ● F021C34D006 |
| ● F021C24D033 | ● F021C34D033 |
| ● F021C24D030 | ● F021C34D030 |
| ● F021C24D018 | ● F021C34D018 |
| ● F021C24D012 | ● F021C34D012 |

- |               |
|---------------|
| <b>4000K</b>  |
| ○ F021C44D001 |
| ● F021C44D006 |
| ● F021C44D033 |
| ● F021C44D030 |
| ● F021C44D018 |
| ● F021C44D012 |

## 2Quick Install I H2O Stop Fast Connect - Schema elettrico n.10 page 160 / Wiring diagram n.10 page 160

- |               |               |
|---------------|---------------|
| <b>2700K</b>  | <b>3000K</b>  |
| ○ F021B28D001 | ○ F021B38D001 |
| ● F021B28D006 | ● F021B38D006 |
| ● F021B28D033 | ● F021B38D033 |
| ● F021B28D030 | ● F021B38D030 |
| ● F021B28D018 | ● F021B38D018 |
| ● F021B28D012 | ● F021B38D012 |

- |               |
|---------------|
| <b>4000K</b>  |
| ○ F021B48D001 |
| ● F021B48D006 |
| ● F021B48D033 |
| ● F021B48D030 |
| ● F021B48D018 |
| ● F021B48D012 |



Beam Angle: 29°	h(m)	Et(x)	D(m)
1	4443	0.52	
2	1111	1.04	
3	494	1.56	
4	278	2.08	
5	178	2.60	

## 3Continuous Line I/O H2O Stop Fast Connect - Schema elettrico n.11 page 160 / Wiring diagram n.11 page 160

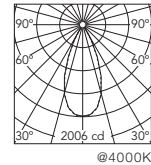
- |               |               |
|---------------|---------------|
| <b>2700K</b>  | <b>3000K</b>  |
| ○ F021C28D001 | ○ F021C38D001 |
| ● F021C28D006 | ● F021C38D006 |
| ● F021C28D033 | ● F021C38D033 |
| ● F021C28D030 | ● F021C38D030 |
| ● F021C28D018 | ● F021C38D018 |
| ● F021C28D012 | ● F021C38D012 |

- |               |
|---------------|
| <b>4000K</b>  |
| ○ F021C48D001 |
| ● F021C48D006 |
| ● F021C48D033 |
| ● F021C48D030 |
| ● F021C48D018 |
| ● F021C48D012 |

## 2Quick Install I H2O Stop Fast Connect - Schema elettrico n.10 page 160 / Wiring diagram n.10 page 160

- |               |               |
|---------------|---------------|
| <b>2700K</b>  | <b>3000K</b>  |
| ○ F021B2DD001 | ○ F021B3DD001 |
| ● F021B2DD006 | ● F021B3DD006 |
| ● F021B2DD033 | ● F021B3DD033 |
| ● F021B2DD030 | ● F021B3DD030 |
| ● F021B2DD018 | ● F021B3DD018 |
| ● F021B2DD012 | ● F021B3DD012 |

- |               |
|---------------|
| <b>4000K</b>  |
| ○ F021B4DD001 |
| ● F021B4DD006 |
| ● F021B4DD033 |
| ● F021B4DD030 |
| ● F021B4DD018 |
| ● F021B4DD012 |



Beam Angle: 44°	h(m)	Et(x)	D(m)
1	2006	0.81	
2	501	1.63	
3	223	2.44	
4	125	3.26	
5	80	4.07	

## 3Continuous Line I/O H2O Stop Fast Connect - Schema elettrico n.11 page 160 / Wiring diagram n.11 page 160

- |               |               |
|---------------|---------------|
| <b>2700K</b>  | <b>3000K</b>  |
| ○ F021C2DD001 | ○ F021C3DD001 |
| ● F021C2DD006 | ● F021C3DD006 |
| ● F021C2DD033 | ● F021C3DD033 |
| ● F021C2DD030 | ● F021C3DD030 |
| ● F021C2DD018 | ● F021C3DD018 |
| ● F021C2DD012 | ● F021C3DD012 |

- |               |
|---------------|
| <b>4000K</b>  |
| ○ F021C4DD001 |
| ● F021C4DD006 |
| ● F021C4DD033 |
| ● F021C4DD030 |
| ● F021C4DD018 |
| ● F021C4DD012 |

2Quick Install In H2O Stop Version: connettore H2O Stop Plug&Play preinstallato per connessione rapida (accessori per collegamento da ordinare) / Prewired H2O Stop Plug&Play connector for an easy/rapid connection (connecting accessory to be ordered separately).

3Continous Line In/Out H2O Stop Version: connettori H2O Stop Plug&Play preinstallati per connessione in linea (accessori per collegamento da ordinare) / Prewired H2O Stop Plug&Play connectors for an easy in line connection (connecting accessory to be ordered separately).

**2Quick Install I H2O Stop Fast Connect - Schema elettrico n.10 page 160 / Wiring diagram n.10 page 160**

**2700K**

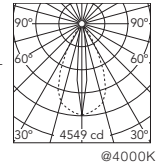
- F021B2HD001
- F021B2HD006
- F021B2HD033
- F021B2HD030
- F021B2HD018
- F021B2HD012

**3000K**

- F021B3HD001
- F021B3HD006
- F021B3HD033
- F021B3HD030
- F021B3HD018
- F021B3HD012

**4000K**

- F021B4HD001
- F021B4HD006
- F021B4HD033
- F021B4HD030
- F021B4HD018
- F021B4HD012



Beam Angle: 53°

h(m)	E(lx)	D(m)
1	4549	0.22
2	1137	0.44
3	505	0.66
4	284	0.88
5	182	1.10

**3Continuous Line I/O H2O Stop Fast Connect - Schema elettrico n.11 page 160 / Wiring diagram n.11 page 160**

**2700K**

- F021C2HD001
- F021C2HD006
- F021C2HD033
- F021C2HD030
- F021C2HD018
- F021C2HD012

**3000K**

- F021C3HD001
- F021C3HD006
- F021C3HD033
- F021C3HD030
- F021C3HD018
- F021C3HD012

**4000K**

- F021C4HD001
- F021C4HD006
- F021C4HD033
- F021C4HD030
- F021C4HD018
- F021C4HD012

**2Quick Install I H2O Stop Fast Connect - Schema elettrico n.10 page 160 / Wiring diagram n.10 page 160**

**2700K**

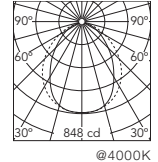
- F021B2MD001
- F021B2MD006
- F021B2MD033
- F021B2MD030
- F021B2MD018
- F021B2MD012

**3000K**

- F021B3MD001
- F021B3MD006
- F021B3MD033
- F021B3MD030
- F021B3MD018
- F021B3MD012

**4000K**

- F021B4MD001
- F021B4MD006
- F021B4MD033
- F021B4MD030
- F021B4MD018
- F021B4MD012



Beam Angle: 90°

h(m)	E(lx)	D(m)
1	848	1.74
2	212	3.49
3	94	5.23
4	53	6.98
5	34	8.72

**3Continuous Line I/O H2O Stop Fast Connect - Schema elettrico n.11 page 160 / Wiring diagram n.11 page 160**

**2700K**

- F021C2MD001
- F021C2MD006
- F021C2MD033
- F021C2MD030
- F021C2MD018
- F021C2MD012

**3000K**

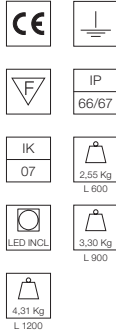
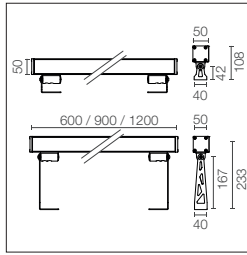
- F021C3MD001
- F021C3MD006
- F021C3MD033
- F021C3MD030
- F021C3MD018
- F021C3MD012

**4000K**

- F021C4MD001
- F021C4MD006
- F021C4MD033
- F021C4MD030
- F021C4MD018
- F021C4MD012

## Outgraze 50 - RGB

**Power Led:** L600: 26W - 120-240V - DMX-RDM interface / L900: 37W - 120-240V - DMX-RDM interface / L1200: 48W - 120-240V - DMX-RDM interface



Alimentazione elettrica 120/240V e interfaccia DMX-RDM integrata. Staffe di installazione da ordinare separatamente.

Vetro sabbiato.

Integrated 120/240V power supply and DMX-RDM interface. Installation brackets, to be ordered separately.

Sandblasted glass.

Schema elettrico n.12 page 160 / Wiring diagram n.12 page 160

### L 600

- F021MRKJ001
- F021MRKJ006
- F021MRKJ033
- F021MRKJ030
- F021MRKJ018
- F021MRKJ012

### L 900

- F021MRLJ001
- F021MRLJ006
- F021MRLJ033
- F021MRLJ030
- F021MRLJ018
- F021MRLJ012

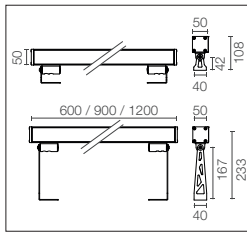
### L 1200

- F021MRMJ001
- F021MRMJ006
- F021MRMJ033
- F021MRMJ030
- F021MRMJ018
- F021MRMJ012



## Outgraze 50 - RGBW

**Power Led:** L600: 24W - 120-240V - DMX-RDM interface / L900: 33W - 120-240V - DMX-RDM interface / L1200: 43W 120-240V - DMX-RDM interface



Alimentazione elettrica 120/240V e interfaccia DMX-RDM integrata. Staffe di installazione da ordinare separatamente.

Vetro sabbiato.

Integrated 120/240V power supply and DMX-RDM interface. Installation brackets, to be ordered separately.

Sandblasted glass.

Schema elettrico n.12 page 160 / Wiring diagram n.12 page 160

### L 600

- F021MWKJ001
- F021MWKJ006
- F021MWKJ033
- F021MWKJ030
- F021MWKJ018
- F021MWKJ012

### L 900

- F021MWLJ001
- F021MWLJ006
- F021MWLJ033
- F021MWLJ030
- F021MWLJ018
- F021MWLJ012

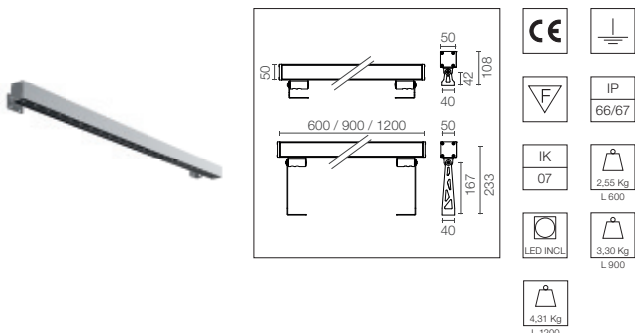
### L 1200

- F021MWMJ001
- F021MWMJ006
- F021MWMJ033
- F021MWMJ030
- F021MWMJ018
- F021MWMJ012



# Outgraze 50 - Tunable White DALI 2700K÷5700K

**Power Led: Power Led:** L600: 13W - 120-240V / L900: 18,5W - 1669 lm ≠ FIXT 1082 lm - 2700K/CRI 80 - 120-240V / L1200: 23W - 22826 lm ≠ FIXT 1443 lm - 2700K/CRI 80 - 120-240V



Alimentazione elettrica 120/240V  
DALI integrata. Staffe di installazione da ordinare separatamente.

120/240V DALI integrated power supply. Installation brackets, to be ordered separately.

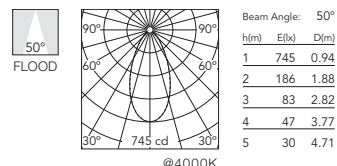
Vetro sabbato.

Sandblasted glass.

## <sup>2</sup>Quick Install I H2O Stop Fast Connect - Schema elettrico n.10 page 160 / Wiring diagram n.10 page 160

### L 600

- F021PTKD001
- F021PTKD006
- F021PTKD033
- F021PTKD030
- F021PTKD018
- F021PTKD012



## <sup>3</sup>Continuous Line I/O H2O Stop Fast Connect - Schema elettrico n.11 page 160 / Wiring diagram n.11 page 160

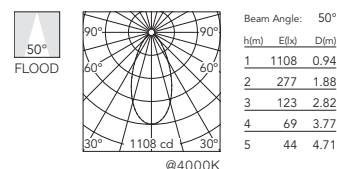
### L 600

- F021QTKD001
- F021QTKD006
- F021QTKD033
- F021QTKD030
- F021QTKD018
- F021QTKD012

## <sup>2</sup>Quick Install I H2O Stop Fast Connect - Schema elettrico n.10 page 160 / Wiring diagram n.10 page 160

### L 900

- F021PTLD001
- F021PTLD006
- F021PTLD033
- F021PTLD030
- F021PTLD018
- F021PTLD012



## <sup>3</sup>Continuous Line I/O H2O Stop Fast Connect - Schema elettrico n.11 page 160 / Wiring diagram n.11 page 160

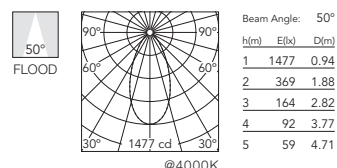
### L 900

- F021QTLD001
- F021QTLD006
- F021QTLD033
- F021QTLD030
- F021QTLD018
- F021QTLD012

## <sup>2</sup>Quick Install I H2O Stop Fast Connect - Schema elettrico n.10 page 160 / Wiring diagram n.10 page 160

### L 1200

- F021PTMD001
- F021PTMD006
- F021PTMD033
- F021PTMD030
- F021PTMD018
- F021PTMD012



## <sup>3</sup>Continuous Line I/O H2O Stop Fast Connect - Schema elettrico n.11 page 160 / Wiring diagram n.11 page 160

### L 1200

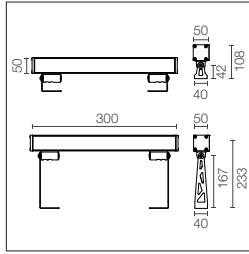
- F021QTMD001
- F021QTMD006
- F021QTMD033
- F021QTMD030
- F021QTMD018
- F021QTMD012

<sup>2</sup>Quick Install In H2O Stop Version: connettore H2O Stop Plug&Play preinstallato per connessione rapida (accessori per collegamento da ordinare) / Prewired H2O Stop Plug&Play connector for an easy/rapid connection (connecting accessory to be ordered separately).

<sup>3</sup>Continuous Line In/Out H2O Stop Version: connettori H2O Stop Plug&Play preinstallati per connessione in linea (accessori per collegamento da ordinare) / Prewired H2O Stop Plug&Play connectors for an easy in line connection (connecting accessory to be ordered separately).

## Outgraze 50 Easy L 300 mm - Non Dimmable

Mid-power Led: 8W - 806 lm ≠ FIXT 310 lm - 2700K/CRI 80 - 220-240V / 8W - 876 lm ≠ FIXT 337 lm - 3000K/CRI 80 - 220-240V /  
8W - 946 lm ≠ FIXT 364 lm - 4000K/CRI 80 - 220-240V



Alimentazione elettrica 220/240V integrata. Staffe di installazione da ordinare separatamente.

Vetro sabbato.

Integrated 220/240V power supply. Installation brackets, to be ordered separately.

Sandblasted glass.

<sup>1</sup>Standard - Schema elettrico n.7 page 159 / Wiring diagram n.7 page 159

### 2700K

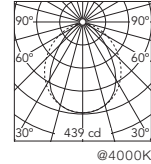
- F021G2JA001
- F021G2JA006
- F021G2JA033
- F021G2JA030
- F021G2JA018
- F021G2JA012

### 3000K

- F021G3JA001
- F021G3JA006
- F021G3JA033
- F021G3JA030
- F021G3JA018
- F021G3JA012

### 4000K

- F021G4JA001
- F021G4JA006
- F021G4JA033
- F021G4JA030
- F021G4JA018
- F021G4JA012



Beam Angle: 90°

h(m)	Et(x)	D(m)
1	439	1.67
2	110	3.34
3	49	5.00
4	27	6.67
5	18	8.34

@4000K

<sup>2</sup>Quick Install I H2O Stop Fast Connect - Schema elettrico n.8 page 159 / Wiring diagram n.8 page 159

### 2700K

- F021H2JA001
- F021H2JA006
- F021H2JA033
- F021H2JA030
- F021H2JA018
- F021H2JA012

### 3000K

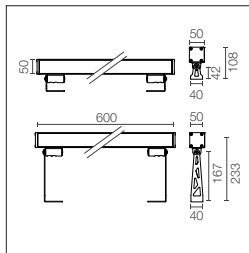
- F021H3JA001
- F021H3JA006
- F021H3JA033
- F021H3JA030
- F021H3JA018
- F021H3JA012

### 4000K

- F021H4JA001
- F021H4JA006
- F021H4JA033
- F021H4JA030
- F021H4JA018
- F021H4JA012

## Outgraze 50 Easy L 600 mm - Non Dimmable

Mid-power Led: 14,5W - 1612 lm ≠ FIXT 620 lm - 2700K/CRI 80 - 220-240V / 14,5W - 1752 lm ≠ FIXT 674 lm - 3000K/CRI 80 - 220-240V /  
14,5W - 1892 lm ≠ FIXT 728 lm - 4000K/CRI 80 - 220-240V



Alimentazione elettrica 220/240V integrata. Staffe di installazione da ordinare separatamente.

Vetro sabbato.

Integrated 220/240V power supply. Installation brackets, to be ordered separately.

Sandblasted glass.

<sup>1</sup>Standard - Schema elettrico n.7 page 159 / Wiring diagram n.7 page 159

### 2700K

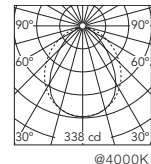
- F021G2KA001
- F021G2KA006
- F021G2KA033
- F021G2KA030
- F021G2KA018
- F021G2KA012

### 3000K

- F021G3KA001
- F021G3KA006
- F021G3KA033
- F021G3KA030
- F021G3KA018
- F021G3KA012

### 4000K

- F021G4KA001
- F021G4KA006
- F021G4KA033
- F021G4KA030
- F021G4KA018
- F021G4KA012



Beam Angle: 90°

h(m)	Et(x)	D(m)
1	338	1.67
2	85	3.34
3	38	5.00
4	21	6.67
5	14	8.34

@4000K

<sup>2</sup>Quick Install I H2O Stop Fast Connect - Schema elettrico n.8 page 159 / Wiring diagram n.8 page 159

### 2700K

- F021H2KA001
- F021H2KA006
- F021H2KA033
- F021H2KA030
- F021H2KA018
- F021H2KA012

### 3000K

- F021H3KA001
- F021H3KA006
- F021H3KA033
- F021H3KA030
- F021H3KA018
- F021H3KA012

### 4000K

- F021H4KA001
- F021H4KA006
- F021H4KA033
- F021H4KA030
- F021H4KA018
- F021H4KA012

<sup>3</sup>Continuous Line I/O H2O Stop Fast Connect - Schema elettrico n.9 page 159 / Wiring diagram n.9 page 159

### 2700K

- F021J2KA001
- F021J2KA006
- F021J2KA033
- F021J2KA030
- F021J2KA018
- F021J2KA012

### 3000K

- F021J3KA001
- F021J3KA006
- F021J3KA033
- F021J3KA030
- F021J3KA018
- F021J3KA012

### 4000K

- F021J4KA001
- F021J4KA006
- F021J4KA033
- F021J4KA030
- F021J4KA018
- F021J4KA012

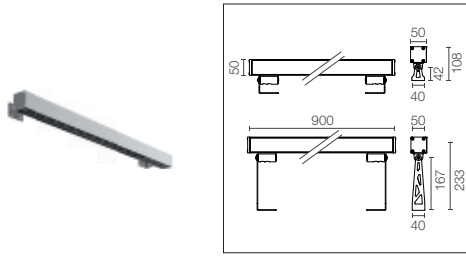
<sup>1</sup>Standard Version: spezzone di cavo in uscita 1000 mm (accessori per collegamento da ordinare) / 1000 mm length prewired cable (connecting accessory to be separately ordered).

<sup>2</sup>Quick Install In H2O Stop Version: connettore H2O Stop Plug&Play preinstallato per connessione rapida (accessori per collegamento da ordinare) / Prewired H2O Stop Plug&Play connector for an easy/rapid connection (connecting accessory to be ordered separately).

<sup>3</sup>Continuous Line In/Out H2O Stop Version: connettori H2O Stop Plug&Play preinstallati per connessione in linea (accessori per collegamento da ordinare) / Prewired H2O Stop Plug&Play connectors for an easy in line connection (connecting accessory to be ordered separately).

## Outgraze 50 Easy L 900 mm - Non Dimmable

Mid-power Led: 20W - 2418 lm ≠ FIXT 930 lm - 2700K/CRI 80 - 220-240V / 20W - 2628 lm ≠ FIXT 1011 lm - 3000K/CRI 80 - 220-240V / 20W - 2839 lm ≠ FIXT 1092 lm - 4000K/CRI 80 - 220-240V



Alimentazione elettrica 220/240V integrata. Staffe di installazione da ordinare separatamente.

Integrated 220/240V power supply. Installation brackets, to be ordered separately.

Vetro sabbato.

Sandblasted glass.

<sup>1</sup>Standard - Schema elettrico n.7 page 159 / Wiring diagram n.7 page 159

### 2700K

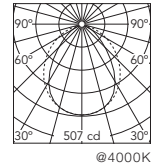
- F021G2LA001
- F021G2LA006
- F021G2LA033
- F021G2LA030
- F021G2LA018
- F021G2LA012

### 3000K

- F021G3LA001
- F021G3LA006
- F021G3LA033
- F021G3LA030
- F021G3LA018
- F021G3LA012

### 4000K

- F021G4LA001
- F021G4LA006
- F021G4LA033
- F021G4LA030
- F021G4LA018
- F021G4LA012



h(m)	E(ft)	D(m)
1	507	1.67
2	127	3.34
3	56	5.00
4	32	6.67
5	20	8.34

<sup>2</sup>Quick Install I H2O Stop Fast Connect - Schema elettrico n.8 page 159 / Wiring diagram n.8 page 159

### 2700K

- F021H2LA001
- F021H2LA006
- F021H2LA033
- F021H2LA030
- F021H2LA018
- F021H2LA012

### 3000K

- F021H3LA001
- F021H3LA006
- F021H3LA033
- F021H3LA030
- F021H3LA018
- F021H3LA012

### 4000K

- F021H4LA001
- F021H4LA006
- F021H4LA033
- F021H4LA030
- F021H4LA018
- F021H4LA012

<sup>3</sup>Continuous Line I/O H2O Stop Fast Connect - Schema elettrico n.9 page 159 / Wiring diagram n.9 page 159

### 2700K

- F021J2LA001
- F021J2LA006
- F021J2LA033
- F021J2LA030
- F021J2LA018
- F021J2LA012

### 3000K

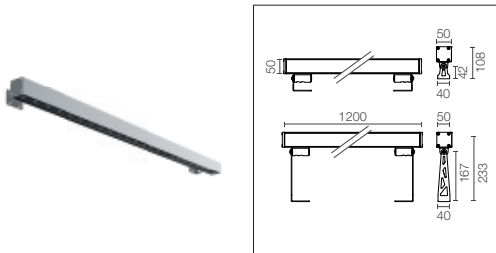
- F021J3LA001
- F021J3LA006
- F021J3LA033
- F021J3LA030
- F021J3LA018
- F021J3LA012

### 4000K

- F021J4LA001
- F021J4LA006
- F021J4LA033
- F021J4LA030
- F021J4LA018
- F021J4LA012

## Outgraze 50 Easy L 1200 mm - Non Dimmable

Mid-power Led: 27W - 3224 lm ≠ FIXT 1240 lm - 2700K/CRI 80 - 220-240V / 27W - 3505 lm ≠ FIXT 1348 lm - 3000K/CRI 80 - 220-240V / 27W - 3785 lm ≠ FIXT 1456 lm - 4000K/CRI 80 - 220-240V



Alimentazione elettrica 220/240V integrata. Staffe di installazione da ordinare separatamente.

Integrated 220/240V power supply. Installation brackets, to be ordered separately.

Vetro sabbato.

Sandblasted glass.

<sup>1</sup>Standard - Schema elettrico n.7 page 159 / Wiring diagram n.7 page 159

### 2700K

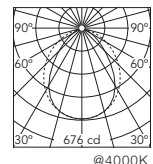
- F021G2MA001
- F021G2MA006
- F021G2MA033
- F021G2MA030
- F021G2MA018
- F021G2MA012

### 3000K

- F021G3MA001
- F021G3MA006
- F021G3MA033
- F021G3MA030
- F021G3MA018
- F021G3MA012

### 4000K

- F021G4MA001
- F021G4MA006
- F021G4MA033
- F021G4MA030
- F021G4MA018
- F021G4MA012



h(m)	E(ft)	D(m)
1	676	1.67
2	169	3.34
3	75	5.00
4	42	6.67
5	27	8.34

<sup>2</sup>Quick Install I H2O Stop Fast Connect - Schema elettrico n.8 page 159 / Wiring diagram n.8 page 159

### 2700K

- F021H2MA001
- F021H2MA006
- F021H2MA033
- F021H2MA030
- F021H2MA018
- F021H2MA012

### 3000K

- F021H3MA001
- F021H3MA006
- F021H3MA033
- F021H3MA030
- F021H3MA018
- F021H3MA012

### 4000K

- F021H4MA001
- F021H4MA006
- F021H4MA033
- F021H4MA030
- F021H4MA018
- F021H4MA012

<sup>3</sup>Continuous Line I/O H2O Stop Fast Connect - Schema elettrico n.9 page 159 / Wiring diagram n.9 page 159

### 2700K

- F021J2MA001
- F021J2MA006
- F021J2MA033
- F021J2MA030
- F021J2MA018
- F021J2MA012

### 3000K

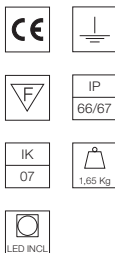
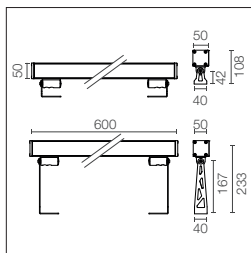
- F021J3MA001
- F021J3MA006
- F021J3MA033
- F021J3MA030
- F021J3MA018
- F021J3MA012

### 4000K

- F021J4MA001
- F021J4MA006
- F021J4MA033
- F021J4MA030
- F021J4MA018
- F021J4MA012

## Outgraze 50 Easy L 600 mm - Dimmable DALI

Mid-power Led: 14,5W - 1440 lm ≠ FIXT 1106 lm - 2700K/CRI 80 - 120-240V / 14,5W - 1560 lm ≠ FIXT 1198 lm - 3000K/CRI 80 - 120-240V / 14,5W - 1680 lm ≠ FIXT 1290 lm - 4000K/CRI 80 - 120-240V



Alimentazione elettrica 120/240V integrata. Staffe di installazione da ordinare separatamente.

Vetro sabbato.

Integrated 120/240V power supply. Installation brackets, to be ordered separately.

Sandblasted glass.

<sup>2</sup>Quick Install I H2O Stop Fast Connect - Schema elettrico n.10 page 160 / Wiring diagram n.10 page 160

### 2700K

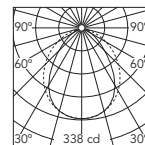
- F021G2KD001
- F021G2KD006
- F021G2KD033
- F021G2KD030
- F021G2KD018
- F021G2KD012

### 3000K

- F021G3KD001
- F021G3KD006
- F021G3KD033
- F021G3KD030
- F021G3KD018
- F021G3KD012

### 4000K

- F021G4KD001
- F021G4KD006
- F021G4KD033
- F021G4KD030
- F021G4KD018
- F021G4KD012



Beam Angle: 90°

h(m)	E(lx)	D(m)
1	338	1.67
2	85	3.34
3	38	5.00
4	21	6.67
5	14	8.34

@4000K

<sup>3</sup>Continuous Line I/O H2O Stop Fast Connect - Schema elettrico n.11 page 160 / Wiring diagram n.11 page 160

### 2700K

- F021J2KD001
- F021J2KD006
- F021J2KD033
- F021J2KD030
- F021J2KD018
- F021J2KD012

### 3000K

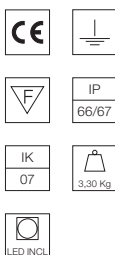
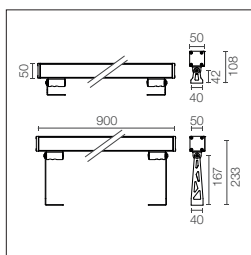
- F021J3KD001
- F021J3KD006
- F021J3KD033
- F021J3KD030
- F021J3KD018
- F021J3KD012

### 4000K

- F021J4KD001
- F021J4KD006
- F021J4KD033
- F021J4KD030
- F021J4KD018
- F021J4KD012

## Outgraze 50 Easy L 900 mm - Dimmable DALI

Mid-power Led: 20W - 2418 lm ≠ FIXT 930 lm - 2700K/CRI 80 - 120-240V / 20W - 2628 lm ≠ FIXT 1011 lm - 3000K/CRI 80 - 120-240V / 20W - 2839 lm ≠ FIXT 1092 lm - 4000K/CRI 80 - 120-240V



Alimentazione elettrica 120/240V integrata. Staffe di installazione da ordinare separatamente.

Vetro sabbato.

Integrated 120/240V power supply. Installation brackets, to be ordered separately.

Sandblasted glass.

<sup>2</sup>Quick Install I H2O Stop Fast Connect - Schema elettrico n.10 page 160 / Wiring diagram n.10 page 160

### 2700K

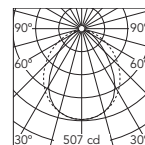
- F021G2LD001
- F021G2LD006
- F021G2LD033
- F021G2LD030
- F021G2LD018
- F021G2LD012

### 3000K

- F021G3LD001
- F021G3LD006
- F021G3LD033
- F021G3LD030
- F021G3LD018
- F021G3LD012

### 4000K

- F021G4LD001
- F021G4LD006
- F021G4LD033
- F021G4LD030
- F021G4LD018
- F021G4LD012



Beam Angle: 90°

h(m)	E(lx)	D(m)
1	507	1.67
2	127	3.34
3	56	5.00
4	32	6.67
5	20	8.34

@4000K

<sup>3</sup>Continuous Line In/Out H2O Stop Fast Connect - Schema elettrico n.11 page 160 / Wiring diagram n.11 page 160

### 2700K

- F021J2LD001
- F021J2LD006
- F021J2LD033
- F021J2LD030
- F021J2LD018
- F021J2LD012

### 3000K

- F021J3LD001
- F021J3LD006
- F021J3LD033
- F021J3LD030
- F021J3LD018
- F021J3LD012

### 4000K

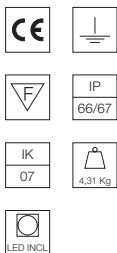
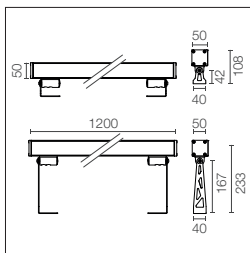
- F021J4LD001
- F021J4LD006
- F021J4LD033
- F021J4LD030
- F021J4LD018
- F021J4LD012

<sup>2</sup>Quick Install In H2O Stop Version: connettore H2O Stop Plug&Play preinstallato per connessione rapida (accessori per collegamento da ordinare) / Prewired H2O Stop Plug&Play connector for an easy/rapid connection (connecting accessory to be ordered separately).

<sup>3</sup>Continuous Line In/Out H2O Stop Version: connettori H2O Stop Plug&Play preinstallati per connessione in linea (accessori per collegamento da ordinare) / Prewired H2O Stop Plug&Play connectors for an easy in line connection (connecting accessory to be ordered separately).

# Outgraze 50 Easy L 1200 mm - Dimmable DALI

**Power Led:** 27W - 3224 lm ≠ FIXT 1240 lm - 2700K/CRI 80 - 120-240V / 27W - 3505 lm ≠ FIXT 1348 lm - 3000K/CRI 80 - 120-240V / 27W - 3785 lm ≠ FIXT 1456 lm - 4000K/CRI 80 - 120-240V



Alimentazione elettrica 120/240V integrata. Staffe di installazione da ordinare separatamente.

Integrated 120/240V power supply. Installation brackets, to be ordered separately.

Vetro sabbato.

Sandblasted glass.

## <sup>2</sup>Quick Install I H2O Stop Fast Connect - Schema elettrico n.10 page 160 / Wiring diagram n.10 page 160

### 2700K

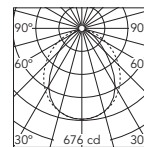
- F021G2MD001
- F021G2MD006
- F021G2MD033
- F021G2MD030
- F021G2MD018
- F021G2MD012

### 3000K

- F021G3MD001
- F021G3MD006
- F021G3MD033
- F021G3MD030
- F021G3MD018
- F021G3MD012

### 4000K

- F021G4MD001
- F021G4MD006
- F021G4MD033
- F021G4MD030
- F021G4MD018
- F021G4MD012



Beam Angle: 90°

h(m) E(lx) D(m)

1 676 1.67

2 169 3.34

3 75 5.00

4 42 6.67

5 27 8.34

## <sup>3</sup>Continuous Line I/O H2O Stop Fast Connect - Schema elettrico n.11 page 160 / Wiring diagram n.11 page 160

### 2700K

- F021J2MD001
- F021J2MD006
- F021J2MD033
- F021J2MD030
- F021J2MD018
- F021J2MD012

### 3000K

- F021J3MD001
- F021J3MD006
- F021J3MD033
- F021J3MD030
- F021J3MD018
- F021J3MD012

### 4000K

- F021J4MD001
- F021J4MD006
- F021J4MD033
- F021J4MD030
- F021J4MD018
- F021J4MD012

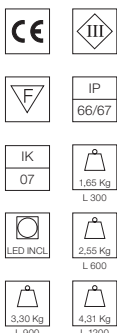
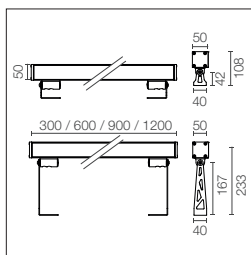
<sup>2</sup>Quick Install In H2O Stop Version: connettore H2O Stop Plug&Play preinstallato per connessione rapida (accessori per collegamento da ordinare) / Prewired H2O Stop Plug&Play connector for an easy/rapid connection (connecting accessory to be ordered separately).

<sup>3</sup>Continuous Line In/Out H2O Stop Version: connettori H2O Stop Plug&Play preinstallati per connessione in linea (accessori per collegamento da ordinare) / Prewired H2O Stop Plug&Play connectors for an easy in line connection (connecting accessory to be ordered separately).



# Outgraze 50 Easy - Tunable White DALI 2700K÷5700K

**Mid-power Led:** L300: 6,5W - 572 lm ≠ FIXT 220 lm - 2700K/CRI 80 - 24V / L600: 11W - 1143 lm ≠ FIXT 440 lm - 2700K/CRI 80 - 24V / L900: 16W - 1715 lm ≠ FIXT 660 lm - 2700K/CRI 80 - 24V / L1200: 21W - 2286 lm ≠ FIXT 879 lm - 2700K/CRI 80 - 24V



Alimentazione elettrica remota 24V e staffe di installazione da ordinare separatamente.

Vetro sabbato.

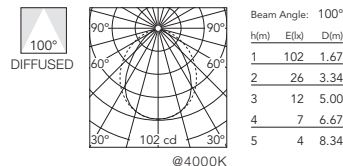
24V remote power supply and installation brackets to be ordered separately.

Sandblasted glass.

## <sup>2</sup>Quick Install I H2O Stop Fast Connect - Schema elettrico n.13 page 161 / Wiring diagram n.13 page 161

### L 300

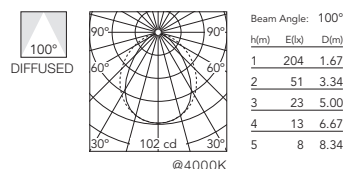
- F021KTJD001
- F021KTJD006
- F021KTJD033
- F021KTJD030
- F021KTJD018
- F021KTJD012



## <sup>2</sup>Quick Install I H2O Stop Fast Connect - Schema elettrico n.13 page 161 / Wiring diagram n.13 page 161

### L 600

- F021KTKD001
- F021KTKD006
- F021KTKD033
- F021KTKD030
- F021KTKD018
- F021KTKD012



## <sup>3</sup>Continuous Line I/O H2O Stop Fast Connect - Schema elettrico n.14 page 161 / Wiring diagram n.14 page 161

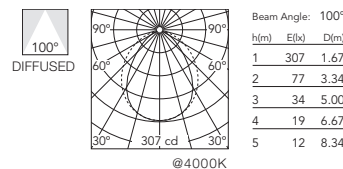
### L 600

- F021LTKD001
- F021LTKD006
- F021LTKD033
- F021LTKD030
- F021LTKD018
- F021LTKD012

## <sup>2</sup>Quick Install I H2O Stop Fast Connect - Schema elettrico n.13 page 161 / Wiring diagram n.13 page 161

### L 900

- F021KTLD001
- F021KTLD006
- F021KTLD033
- F021KTLD030
- F021KTLD018
- F021KTLD012



## <sup>3</sup>Continuous Line I/O H2O Stop Fast Connect - Schema elettrico n.14 page 161 / Wiring diagram n.14 page 161

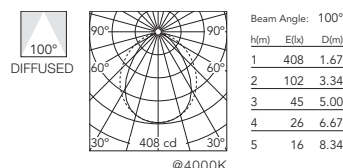
### L 900

- F021LTLD001
- F021LTLD006
- F021LTLD033
- F021LTLD030
- F021LTLD018
- F021LTLD012

## <sup>2</sup>Quick Install I H2O Stop Fast Connect - Schema elettrico n.13 page 161 / Wiring diagram n.13 page 161

### L 1200

- F021KTMD001
- F021KTMD006
- F021KTMD033
- F021KTMD030
- F021KTMD018
- F021KTMD012



## <sup>3</sup>Continuous Line I/O H2O Stop Fast Connect - Schema elettrico n.14 page 161 / Wiring diagram n.14 page 161

### L 1200




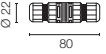


- F021LTMD001
- F021LTMD006
- F021LTMD033
- F021LTMD030
- F021LTMD018
- F021LTMD012

<sup>2</sup>Quick Install In H2O Stop Version: connettore H2O Stop Plug&Play preinstallato per connessione rapida (accessori per collegamento da ordinare) / Prewired H2O Stop Plug&Play connector for an easy/rapid connection (connecting accessory to be ordered separately).

<sup>3</sup>Continuous Line In/Out H2O Stop Version: connettori H2O Stop Plug&Play preinstallati per connessione in linea (accessori per collegamento da ordinare) / Prewired H2O Stop Plug&Play connectors for an easy in line connection (connecting accessory to be ordered separately).

## Outgraze 50

### Accessori per tutti le versioni / Accessories for all versions

Coppia staffe corte L 80mm.	One pair of short brackets L 80 mm.	<ul style="list-style-type: none"><li>○ F1203001</li><li>● F1203006</li><li>● F1203033</li><li>● F1203030</li><li>● F1203018</li><li>● F1203012</li></ul>	
Coppia staffe lunghe L 200mm.	One pair of long brackets L 200 mm.	<ul style="list-style-type: none"><li>○ F1204001</li><li>● F1204006</li><li>● F1204033</li><li>● F1204030</li><li>● F1204018</li><li>● F1204012</li></ul>	
Sistema di giunzione IP68 H2O Stop anti-condensa a 2 vie 4 poli. (Ø5,5÷12mm cavo).	2 way terminal block 4 poles IP68 H2O Stop. (ø5,5÷12mm cable).	F990C00A000	 
Sistema di giunzione IP68 H2O Stop anti-condensa a 3/4 vie 4 poli. (Ø5,5÷12mm cavo).	3/4 way terminal block 4 poles IP68 H2O Stop. (ø5,5÷12mm cable).	F990C010000	
Tappo per connettore a pannello (sul prodotto) 4-5 poli.	Cap for panel (on the fixtures) plug connector 4-5 poles.	F021Z070000	

## Outgraze 50

### Accessori per versioni Non dimmable (220-240V) e Easy Non Dimmable (220-240V) / Accessories for Non Dimmable (220-240V) and Easy Non Dimmable (220-240V) versions

Connettore 4 poli plug&play.	Plug&play connector 4 poles.	F021Z010000	
Doppio connettore 4 poli plug&play + cavo L 600 mm.	Double plug&play connector 4 poles + cable 600 mm length.	F021Z020000	
Connettore 4 poli plug&play + cavo L 5000 mm.	Plug&play connector 4 poles + cable 5000 mm length.	F021Z030000	





## Outgraze 50

### Accessori per versioni Quick Install I H2O Stop, Continuous Line I/O H2O Stop e Easy Tunable White (24V) / Accessories for Quick Install I H2O Stop, Continuous Line I/O H2O Stop and Easy Tunable White (24V) versions

Connettore 4 poli plug&play.	Plug&play connector 4 poles.	F021Z010000	
Doppio connettore 4 poli plug&play + cavo L 600 mm. Classe III.	Double plug&play connector 4 poles + cable 600 mm length. Class III.	F021Z090000	
Connettore 4 poli plug&play + cavo L 5000 mm. Classe III.	Plug&play connector 4 poles + cable 5000 mm length. Class III.	F021Z100000	


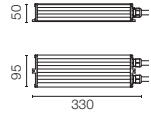

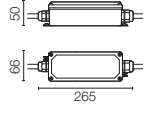

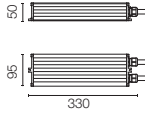
## Outgraze 50

### Accessori per versioni Quick Install I H2O Stop, Continuous Line I/O H2O Stop Dimmerabile DALI, Easy Dimmerabile e Tunable White DALI (120-240V) / Accessories for Quick Install I H2O Stop, Continuous Line I/O H2O Stop Dimmable DALI, Easy Dimmable and Tunable White DALI (120-240V) versions

Connettore 5 poli plug&play.	Plug&play connector 5 poles.	F021Z040000	
Connettore 5 poli plug&play + cavo L 5000 mm.	Plug&play connector 5 poles + cable 5000 mm lenght.	F021Z060000	
Doppio connettore 5 poli plug&play + cavo L 600 mm.	Double plug&play connector 5 poles + cable 600 mm lenght.	F021Z050000	
Scatola di derivazione 5 poli 4 vie IP68 (cavi 6-14 mm).	4 way junction box 5 poles IP68 (6-14 mm cables).	F990C030000	

## Outgraze 50

### Alimentatori per versione Easy Tunable White DALI (24V) / Powers supplies for Easy Tunable White DALI (24V) version

Alimentatore per installazione remota 24V DC 50W / 120-240V IP67 Classe II selv.	Power supply for remote installation 24V DC 50W / 120-240V IP67 Class II selv.	RF25755		
Alimentatore per installazione remota 24V DC 70W / 220-240V IP67 Classe II selv.	Power supply for remote installation 24V DC 70W / 220-240V IP67 Class II selv.	RF25749		
Alimentatore per installazione remota 24V DC 100W / 120-240V IP67 Classe II selv.	Power supply for remote installation 24V DC 100W / 120-240V IP67 Class II selv.	RF25756		

## Outgraze 50

### Accessori per gestione RGB-RGBW / Accessories for RGB-RGBW management

Controller DMX a parete per scatole ad incasso (60mm interasse fori).	DMX controller; dimmer switch for recessed box (60mm hole centres).	F990B10A000		
Controller DMX stand-alone/interfaccia pc.	DMX controller; stand-alone/pc interface.	F990B11A000		
DMX splitter 512 - dispositivo elettronico per rigenerare segnale dmx monodirezionale 1 Input e 7 output, 12-24Vdc. Alimentatore non incluso.	DMX splitter 512 - electronic device to regenerate the monodirectional DMX signal 1 Input and 7 output, 12-24Vdc. Power supply not included.	F990B13A000		
Alimentatore 24V 10W / 110-240V IP20 Classe II selv.	Power supply 24V 10W /110-240V IP20 Class II selv.	RF25747		
Cavo DMX schermato con impedenza costante 110 Ohm.	DMX cable - shielded twisted pair with 110 Ohm constant impedance.	F990B12A000		

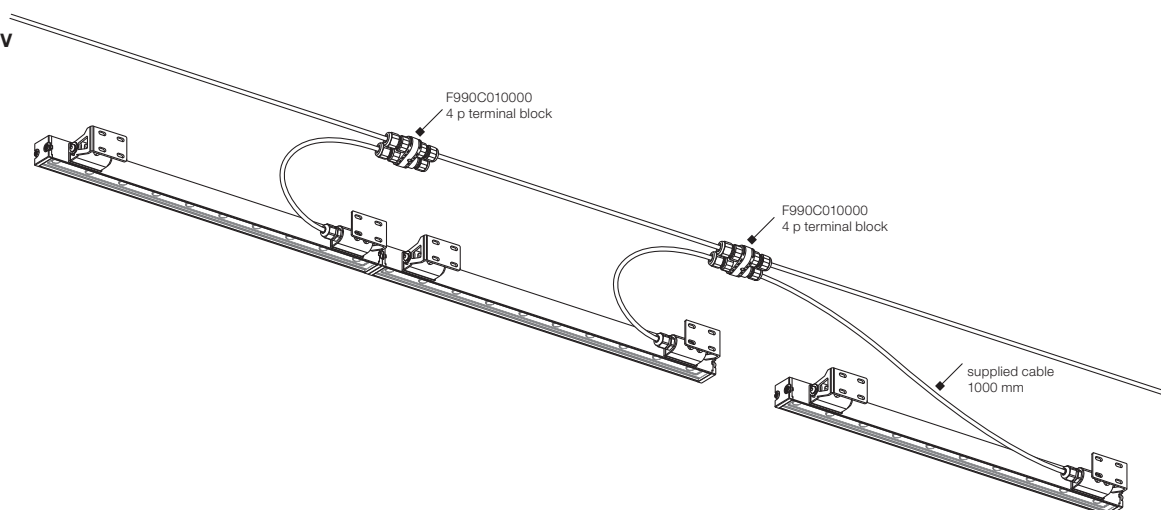
## Outgraze 50

### Non Dimmable and Easy Non Dimmable versions

#### Schema elettrico n.7 / Wiring diagram n.7

**Standard:** spezzone di cavo in uscita 1000 mm (accessori per collegamento da ordinare) / 1000 mm length prewired cable (connecting accessory to be separately ordered)

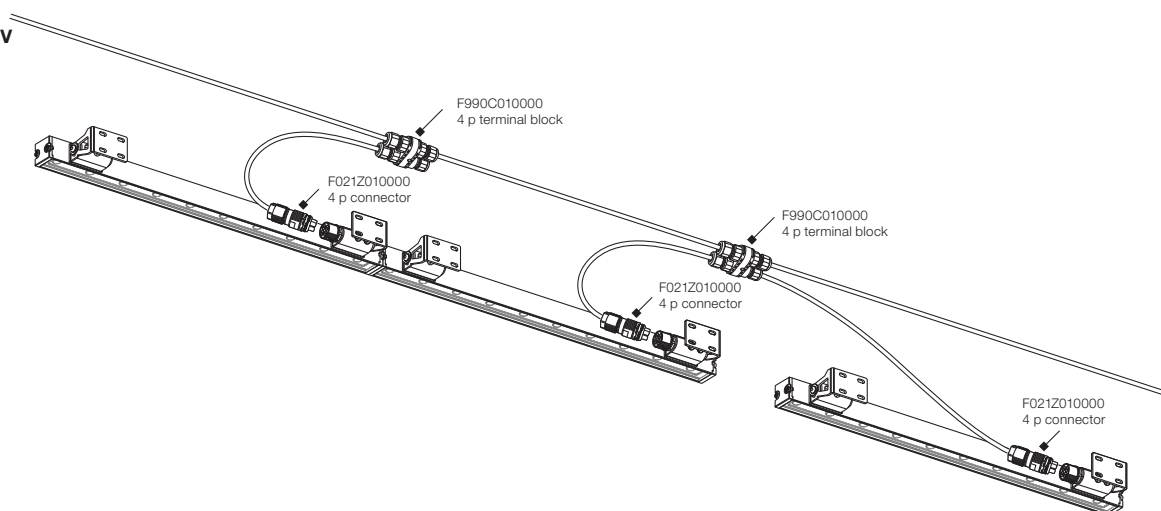
220-240V



#### Schema elettrico n.8 / Wiring diagram n.8

**Quick Install I H2O Stop Fast Connect:** connettore H2O Stop Plug&Play preinstallato per connessione rapida (accessori per collegamento da ordinare) / Prewired H2O Stop Plug&Play connector for an easy/rapid connection (connecting accessory to be ordered separately)

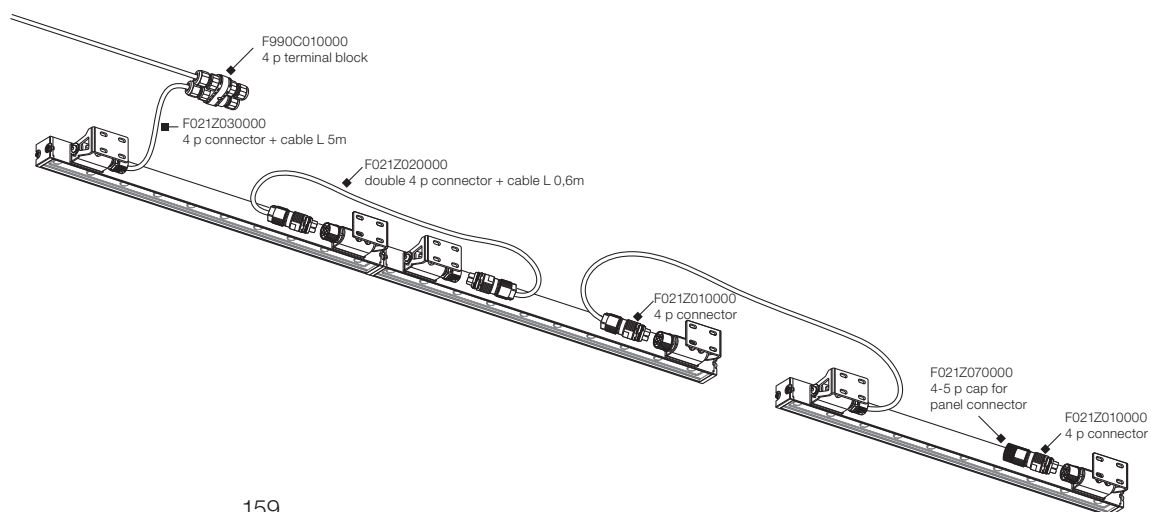
220-240V



#### Schema elettrico n.9 / Wiring diagram n.9

**Continous Line I/O H2O Stop Fast Connect:** connettori H2O Stop Plug&Play preinstallati per connessione in linea (accessori per collegamento da ordinare) / Prewired H2O Stop Plug&Play connectors for an easy in line connection (connecting accessory to be ordered separately)

220-240V



## Outgraze 50

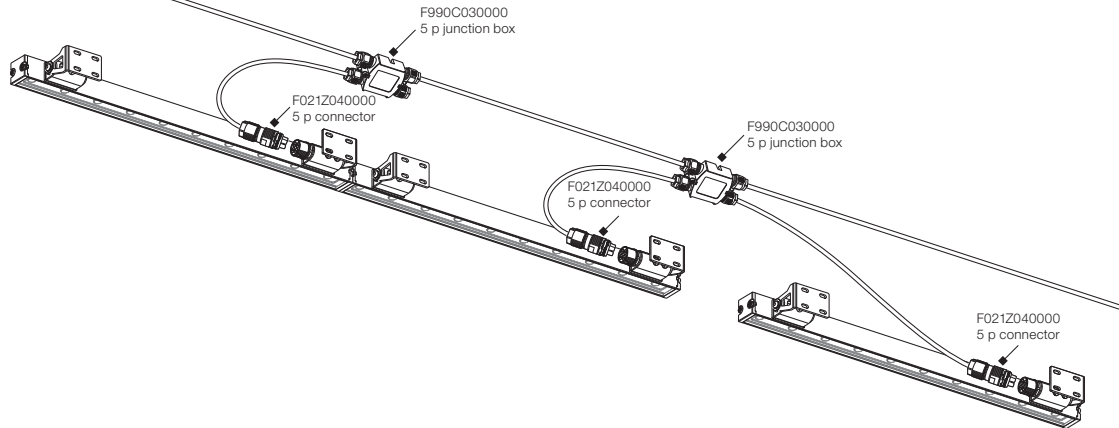
### Standard Dimmable versions and Tunable White (120-240V) and Dimmable Easy versions

#### For Dimmable and Tunable White versions

##### Schema elettrico n.10 / Wiring diagram n.10

**Quick Install I H2O Stop:** connettore H2O Stop Plug&Play preinstallato per connessione rapida (accessori per collegamento da ordinare) / Prewired H2O Stop Plug&Play connector for an easy/rapid connection (connecting accessory to be ordered separately)

120-240V

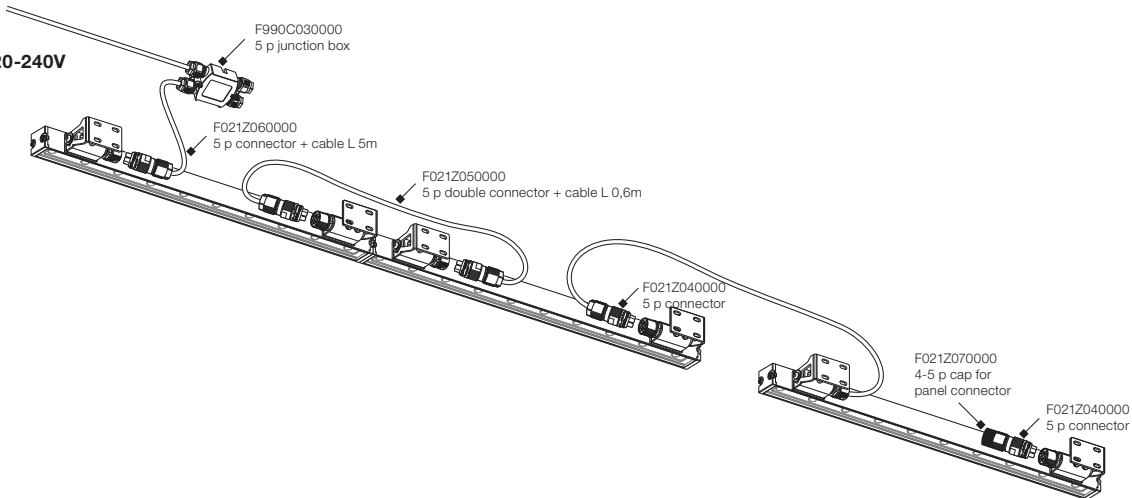


#### For Dimmable and Tunable White versions

##### Schema elettrico n.11 / Wiring diagram n.11

**Continuous Line I/O H2O Stop Fast Connect:** connettori H2O Stop Plug&Play preinstallati per connessione in linea (accessori per collegamento da ordinare) / Prewired H2O Stop Plug&Play connectors for an easy in line connection (connecting accessory to be ordered separately)

120-240V



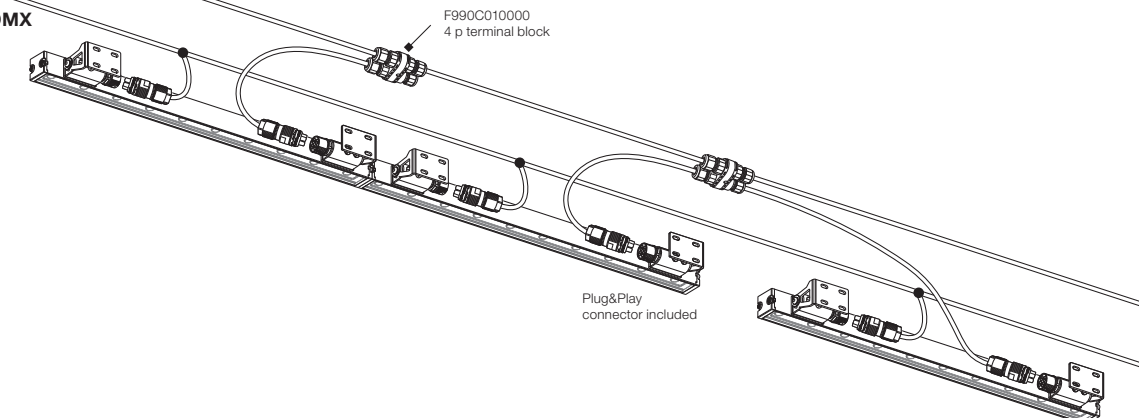
#### For RGB-RGBW versions

##### Schema elettrico n.12 / Wiring diagram n.12

Connettori IP68 Plug&Play preinstallati / Prewired IP68 Plug&Play connectors

120-240V

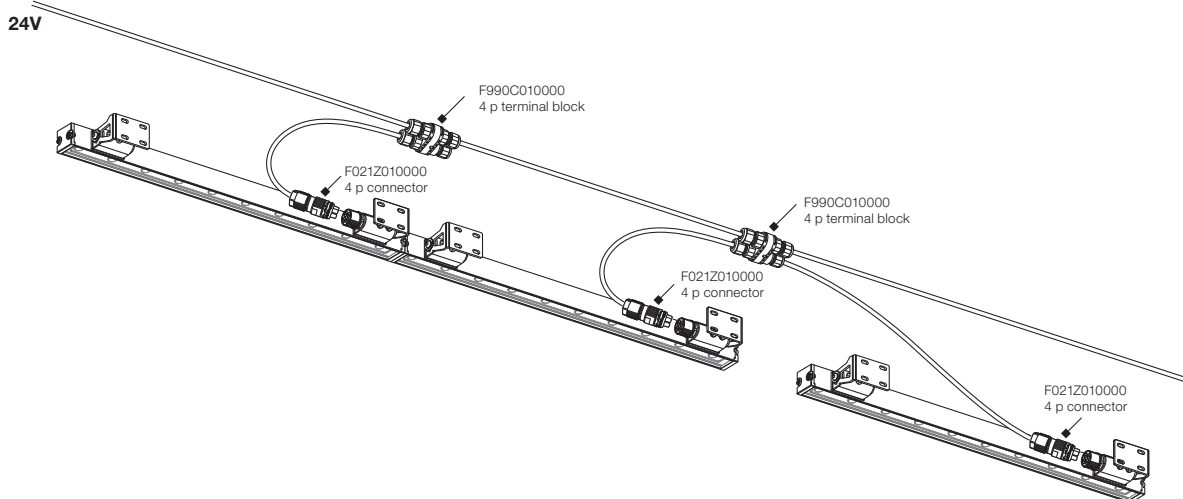
BUS DMX



For Easy Tunable White versions

Schema elettrico n.13 / Wiring diagram n.13

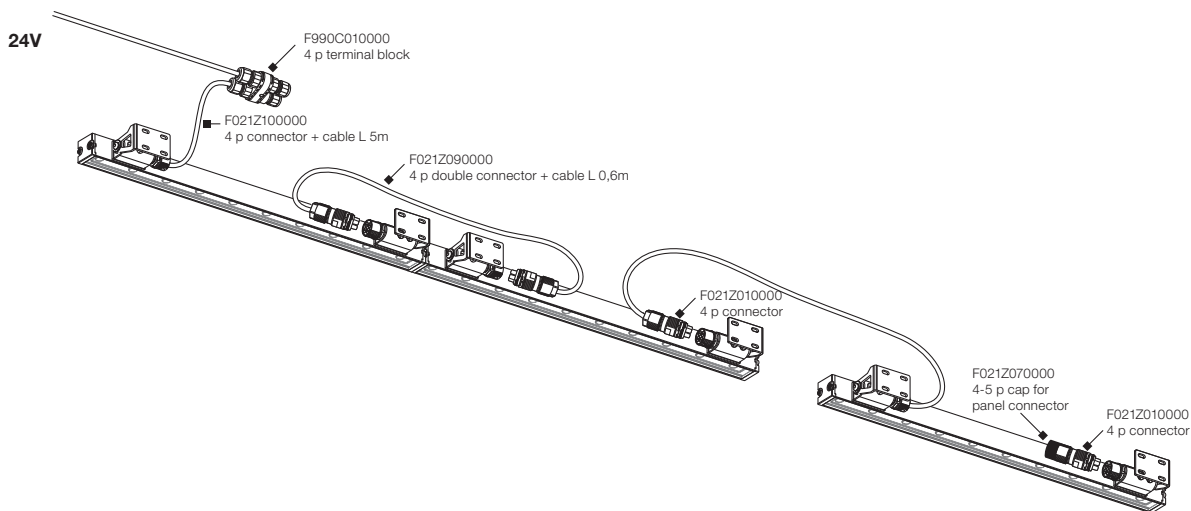
**Quick Install I H2O Stop Fast Connect:** connettore H2O Stop Plug&Play preinstallato per connessione rapida (accessori per collegamento da ordinare) / Prewired H2O Stop Plug&Play connector for an easy/rapid connection (connecting accessory to be ordered separately)



For Easy Tunable White versions

Schema elettrico n.14 / Wiring diagram n.14

**Continous Line I/O H2O Stop Fast Connect:** connettori H2O Stop Plug&Play preinstallati per connessione in linea (accessori per collegamento da ordinare) / Prewired H2O Stop Plug&Play connectors for an easy in line connection (connecting accessory to be ordered separately)



# A-Round

Designed by Piero Lissoni







Colori / Colours

---

A-Round



15 Rame Satinato  
15 Satin Copper



46 Bronzo Satinato  
46 Satin Bronze



44 Oro Satinato  
44 Satin Gold



56 Acciaio Satinato  
56 Satin Steel

Apparecchio a LED da incasso a terra per esterni, calpestabile e carrabile, disponibile in tre dimensioni, con ottica orientabile e regolabile in diverse configurazioni. Ghiera esterna in acciaio inox AISI 316L trattato con processo PVD (Physical Vapour Deposition).

Grazie a questo innovativo trattamento, le superfici dell'A-Round sono ricoperte da un sottile film di metalli come zirconio e titanio che, combinandosi con l'acciaio a livello molecolare, ne aumentano le caratteristiche di resistenza sia meccanica che agli agenti atmosferici, permettendo la realizzazione di finiture pregiate e durevoli.

Corpo dell'apparecchio realizzato in alluminio pressofuso EN AB-47100 a basso contenuto di rame, rivestito con doppio strato di vernice ad alta resistenza alla corrosione.

Vetro trasparente temperato ad alta resistenza, serigrafato per ridurre l'abbagliamento.

Driver per installazione remota incluso, fornito di connettore di aggancio rapido M12 a tenuta stagna.

L'installazione richiede una cassaforma da incasso, da ordinare separatamente.

È necessario garantire un livello adeguato di ghiaia (> 300 mm) o fornire un sistema di scarico per assicurare il drenaggio ed evitare il ristagno di acqua. Per garantire la tenuta del pressacavo è necessario utilizzare cavi elettrici flessibili idonei all'impiego in ambienti esterni.

Si raccomanda l'uso di un sistema di connessione con un grado di protezione maggiore o uguale al grado di protezione dell'apparecchio.

Durante il montaggio e la manutenzione degli apparecchi bisogna prestare particolare attenzione a non danneggiare la verniciatura a polvere.

Un danno combinato all'azione dell'acqua potrebbe provocarne la corrosione.

I prodotti chimici danneggiano la protezione anticorrosione.

Gli apparecchi a LED, possono evidenziare guasti riconducibili a sollecitazioni di natura elettrica che interessano i relativi isolamenti con innesco di scariche elettriche distruttive.

Queste sollecitazioni possono derivare da:

- sovratensioni provenienti dalla rete elettrica di alimentazione dell'impianto/apparecchi.
- sovratensioni di origine elettrostatica (ESD) provenienti dall'ambiente.

Consigliamo l'installazione di un dispositivo di protezione dalle sovratensioni sull'impianto elettrico che attenua l'intensità di alcuni di questi fenomeni proteggendo gli apparecchi da danni irreversibili. La scelta del dispositivo più idoneo va tarata in base alle caratteristiche dell'impianto.

Ground-recessed luminaire for outdoor use, walkable and trafficable, available in three sizes, with adjustable optics in various configurations.

External body made of stainless steel AISI 316L treated with the PVD process (Physical Vapour Deposition).

Thanks to this innovative treatment, the surfaces of A-Round are coated with a thin film of metals, such as zirconium and titanium which, combining with the steel at the molecular level, increases the resistance to both, mechanical and atmospheric agents, permitting the execution of elegant and durable finishings.

The body of the luminaire is made of die-cast aluminum EN AB-47100 with low copper content, coated with two layers of paint with high resistance to corrosion. High-strength tempered clear glass, screen-printed to reduce glare.

Driver for remote installation included, provided with M12 quick connector for watertight coupling.

Installation requires a housing for flush mounting, to be ordered separately.

It is necessary to provide an adequate level of gravel (> 300 mm) or a drain system to ensure drainage and avoid water stagnation. To ensure the sealing of the cable gland it is necessary to use flexible electric cables suitable for use in outdoor environments.

We recommend using a connection system with a degree of protection greater than or equal to the degree of protection of the luminaire.

During the installation and the maintenance of the fixtures it is important to be careful and avoid damages on the paint coating.

Damages on the coating exposed to outdoor conditions or water, could cause corrosion.

Chemical substances affect the anticorrosion covering protection.

For LED fixtures, there is evidence that most of the damages are connected to electrical effects related to the insulations, which cause destructive electrical discharges

These effects are frequently caused by:

- over voltage coming from the mains' network where fixture is connected.
- electrostatic discharge (ESD) coming from the environment.

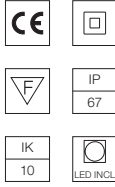
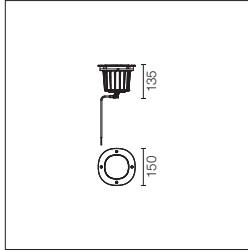
The use of a protective device against the overvoltage on the electrical installation is warmly suggest this helps to reduce the intensity of some of these phenomenon and prevent irreversible damages. The selection of the type of device to be used must be adjust on the electrical plant.

# A-Round 150

**Power Led:** 8W - 572 lm ≠ \*FIXT 536 lm - 2700K/CRI 80 - 110-240V / 8W - 663 lm ≠ \*FIXT 576 lm - 3000K/CRI 80 - 110-240V /

8W - 715 lm ≠ \*FIXT 620 lm - 4000K/CRI 80 - 110-240V

\*FIXT lm = Spot Optic



Alimentazione elettrica 110/240V integrata. Necessaria cassaforma, da ordinare separatamente. Versione dimmerabile a richiesta. Orientabilità sull'asse orizzontale: max 15°. Rotazione intorno all'asse verticale: max 359°.

Integrated 110/240V power supply. Box for installation required, to be ordered separately. Dimmable version on request. Adjustment on the horizontal axis: max 15°. Rotation around the vertical axis: max 359°.

## 2700K

- F4570015
- F4570046
- F4570044
- F4570056

## 3000K

- F4573015
- F4573046
- F4573044
- F4573056

## 4000K

- F4576015
- F4576046
- F4576044
- F4576056

## 2700K

- F4571015
- F4571046
- F4571044
- F4571056

## 3000K

- F4574015
- F4574046
- F4574044
- F4574056

## 4000K

- F4577015
- F4577046
- F4577044
- F4577056

## 2700K

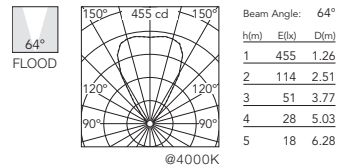
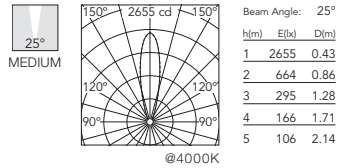
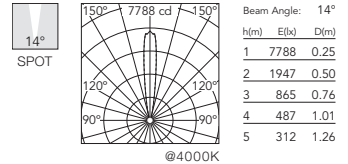
- F4572015
- F4572046
- F4572044
- F4572056

## 3000K

- F4575015
- F4575046
- F4575044
- F4575056

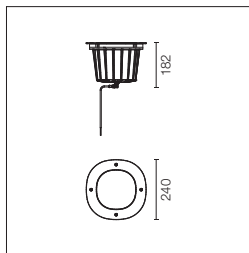
## 4000K

- F4578015
- F4578046
- F4578044
- F4578056



# A-Round 240

**Power Led:** 21W - 1760 lm ≠ \*FIXT 1623 lm - 2700K/CRI 80 - 220-240V / 21W - 2040 lm ≠ \*FIXT 1747 lm - 3000K/CRI 80 - 220-240V / 21W - 2200 lm ≠ \*FIXT 1878 lm - 4000K/CRI 80 - 220-240V  
 \*FIXT lm = Spot Optic



Alimentazione elettrica 220/240V integrata. Necessaria cassaforma, da ordinare separatamente.  
 Orientabilità sull'asse orizzontale: max 15°. Rotazione intorno all'asse verticale: max 359°.

Integrated 220/240V power supply. Box for installation required, to be ordered separately.  
 Adjustment on the horizontal axis: max 15°. Rotation around the vertical axis: max 359°.

## 2700K

Non Dimmable

- F4579015
- F4579046
- F4579044
- F4579056
- 1-10V
- F4579015-310
- F4579046-310
- F4579044-310
- F4579056-310
- Dali
- F4579015-300
- F4579046-300
- F4579044-300
- F4579056-300

## 3000K

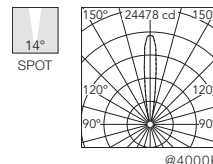
Non Dimmable

- F4582015
- F4582046
- F4582044
- F4582056
- 1-10V
- F4582015-310
- F4582046-310
- F4582044-310
- F4582056-310
- Dali
- F4582015-300
- F4582046-300
- F4582044-300
- F4582056-300

## 4000K

Non Dimmable

- F4585015
- F4585046
- F4585044
- F4585056
- 1-10V
- F4585015-310
- F4585046-310
- F4585044-310
- F4585056-310
- Dali
- F4585015-300
- F4585046-300
- F4585044-300
- F4585056-300



Beam Angle: 14°

h(m)	E(lx)	D(m)
1	24478	0.25
2	6120	0.50
3	2720	0.75
4	1530	1.00
5	979	1.25

@4000K

## 2700K

Non Dimmable

- F4580015
- F4580046
- F4580044
- F4580056
- 1-10V
- F4580015-310
- F4580046-310
- F4580044-310
- F4580056-310
- Dali
- F4580015-300
- F4580046-300
- F4580044-300
- F4580056-300

## 3000K

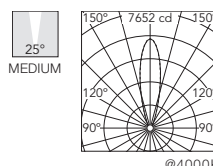
Non Dimmable

- F4583015
- F4583046
- F4583044
- F4583056
- 1-10V
- F4583015-310
- F4583046-310
- F4583044-310
- F4583056-310
- Dali
- F4583015-300
- F4583046-300
- F4583044-300
- F4583056-300

## 4000K

Non Dimmable

- F4586015
- F4586046
- F4586044
- F4586056
- 1-10V
- F4586015-310
- F4586046-310
- F4586044-310
- F4586056-310
- Dali
- F4586015-300
- F4586046-300
- F4586044-300
- F4586056-300



Beam Angle: 25°

h(m)	E(lx)	D(m)
1	7652	0.45
2	1913	0.90
3	850	1.35
4	478	1.80
5	306	2.25

@4000K

## 2700K

Non Dimmable

- F4581015
- F4581046
- F4581044
- F4581056
- 1-10V
- F4581015-310
- F4581046-310
- F4581044-310
- F4581056-310
- Dali
- F4581015-300
- F4581046-300
- F4581044-300
- F4581056-300

## 3000K

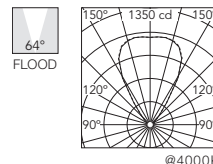
Non Dimmable

- F4584015
- F4584046
- F4584044
- F4584056
- 1-10V
- F4584015-310
- F4584046-310
- F4584044-310
- F4584056-310
- Dali
- F4584015-300
- F4584046-300
- F4584044-300
- F4584056-300

## 4000K

Non Dimmable

- F4587015
- F4587046
- F4587044
- F4587056
- 1-10V
- F4587015-310
- F4587046-310
- F4587044-310
- F4587056-310
- Dali
- F4587015-300
- F4587046-300
- F4587044-300
- F4587056-300



Beam Angle: 64°

h(m)	E(lx)	D(m)
1	1350	1.25
2	338	2.49
3	150	3.74
4	84	4.98
5	54	6.23

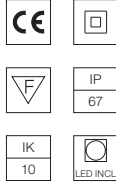
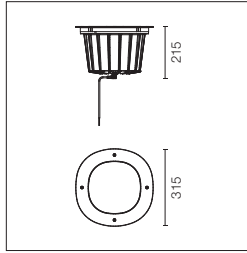
@4000K

# A-Round 315

**Power Led:** 42W - 3432 lm ≠ \*FIXT 3203 lm - 2700K/CRI 80 - 220-240V / 42W - 3978 lm ≠ \*FIXT 3447 lm - 3000K/CRI 80 - 220-240V /

42W - 4290 lm ≠ \*FIXT 3707 lm - 4000K/CRI 80 - 220-240V

\*FIXT lm = Spot Optic



Alimentazione elettrica 220/240V integrata. Necessaria cassaforma, da ordinare separatamente.  
Orientabilità sull'asse orizzontale: max 15°. Rotazione intorno all'asse verticale: max 359°.

Integrated 220/240V power supply. Box for installation required, to be ordered separately.  
Adjustment on the horizontal axis: max 15°. Rotation around the vertical axis: max 359°.

## 2700K

Non Dimmable

- F4588015
- F4588046
- F4588044
- F4588056
- 1-10V
- F4588015-310
- F4588046-310
- F4588044-310
- F4588056-310
- Dali
- F4588015-300
- F4588046-300
- F4588044-300
- F4588056-300

## 3000K

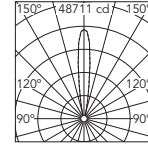
Non Dimmable

- F4591015
- F4591046
- F4591044
- F4591056
- 1-10V
- F4591015-310
- F4591046-310
- F4591044-310
- F4591056-310
- Dali
- F4591015-300
- F4591046-300
- F4591044-300
- F4591056-300

## 4000K

Non Dimmable

- F4594015
- F4594046
- F4594044
- F4594056
- 1-10V
- F4594015-310
- F4594046-310
- F4594044-310
- F4594056-310
- Dali
- F4594015-300
- F4594046-300
- F4594044-300
- F4594056-300



Beam Angle: 14°

h(m)	E(lx)	D(m)
1	48711	0.25
2	12178	0.49
3	5412	0.74
4	3044	0.98
5	1948	1.23

@4000K

## 2700K

Non Dimmable

- F4589015
- F4589046
- F4589044
- F4589056
- 1-10V
- F4589015-310
- F4589046-310
- F4589044-310
- F4589056-310
- Dali
- F4589015-300
- F4589046-300
- F4589044-300
- F4589056-300

## 3000K

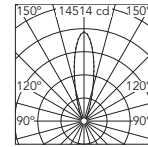
Non Dimmable

- F4592015
- F4592046
- F4592044
- F4592056
- 1-10V
- F4592015-310
- F4592046-310
- F4592044-310
- F4592056-310
- Dali
- F4592015-300
- F4592046-300
- F4592044-300
- F4592056-300

## 4000K

Non Dimmable

- F4595015
- F4595046
- F4595044
- F4595056
- 1-10V
- F4595015-310
- F4595046-310
- F4595044-310
- F4595056-310
- Dali
- F4595015-300
- F4595046-300
- F4595044-300
- F4595056-300



Beam Angle: 25°

h(m)	E(lx)	D(m)
1	14514	0.43
2	3629	0.86
3	1613	1.29
4	907	1.73
5	581	2.16

@4000K

## 2700K

Non Dimmable

- F4590015
- F4590046
- F4590044
- F4590056
- 1-10V
- F4590015-310
- F4590046-310
- F4590044-310
- F4590056-310
- Dali
- F4590015-300
- F4590046-300
- F4590044-300
- F4590056-300

## 3000K

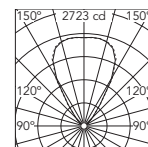
Non Dimmable

- F4593015
- F4593046
- F4593044
- F4593056
- 1-10V
- F4593015-310
- F4593046-310
- F4593044-310
- F4593056-310
- Dali
- F4593015-300
- F4593046-300
- F4593044-300
- F4593056-300

## 4000K

Non Dimmable

- F4596015
- F4596046
- F4596044
- F4596056
- 1-10V
- F4596015-310
- F4596046-310
- F4596044-310
- F4596056-310
- Dali
- F4596015-300
- F4596046-300
- F4596044-300
- F4596056-300




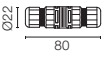


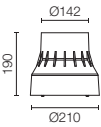

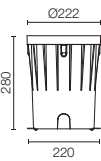

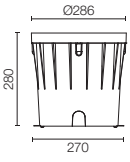

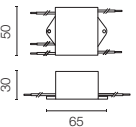


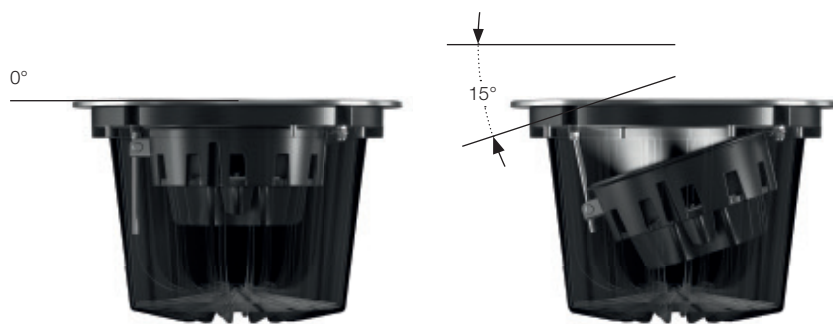
Beam Angle: 64°

h(m)	E(lx)	D(m)
1	2723	1.23
2	681	2.46
3	303	3.69
4	170	4.92
5	109	6.15

@4000K

## Accessori / Accessories

Honeycomb.	Honeycomb.	A-Round 150 1 Unit Kit F4555000		
		A-Round 240 4 Units Kit F4556000		
		A-Round 315 6 Units Kit F4557000		
Lente flood.	Flood lens.	A-Round 150 1 Unit Kit F4558000		
		A-Round 240 4 Units Kit F4559000		
		A-Round 315 6 Units Kit F4560000		
Sistema di giunzione IP68 H2O Stop anti-condensa a 2 vie 4 poli. (Ø5,5÷12mm cavo).	2 way terminal block 4 poles IP68 H2O Stop. (ø5,5÷12mm cable).	F990C00A000		
Sistema di giunzione IP68 H2O Stop anti-condensa a 3/4 vie 4 poli. (Ø5,5÷12mm cavo).	3/4 way terminal block 4 poles IP68 H2O Stop. (ø5,5÷12mm cable).	F990C010000		
Cassaforma.	Box for installation.	A-Round 150 F4597000		
Cassaforma.	Box for installation.	A-Round 240 F4598000		
Cassaforma.	Box for installation.	A-Round 315 F4599000		
Dispositivo di protezione per il sovraccarico. 275Vac. Corrente massima di scarica 10KA (8/29us). Massima corrente operativa 5A. Adatto per la connessione in serie. IP66.	Surge protection device. 275Vac. Maximum discharge current 10KA (8/20us). Maximum operating current 5A. Suitable for series connection. IP66.	F990E00A000		



Orientabilità sull'asse orizzontale: max 15° / Adjustment on the horizontal axis: max 15°



Rotazione intorno all'asse verticale: max 359° / Rotation around the vertical axis: max 359°



# Fenestra





Colori / Colours

---

Fenestra



01 Bianco  
01 White




06 Grigio  
06 Grey



33 Antracite  
33 Anthracite



30 Nero  
30 Black



18 Deep Brown  
18 Deep Brown



12 Forest Green  
12 Forest Green

Apparecchio per esterni installabile in vano finestra con fonte di luce a LED.  
Corpo dell'apparecchio realizzato in alluminio pressofuso EN AB-47100 a basso contenuto di rame.  
Rivestimento ad alta resistenza: dopo un trattamento di sabbiatura di tutti i componenti per rendere la superficie porosa e garantire una maggiore adesione della vernice, è applicato il rivestimento esterno con un doppio strato con polveri secondo lo standard QUALICOAT. Il primo strato di polvere epossidica dà resistenza chimica e meccanica, il secondo strato di finitura di polvere poliestere assicura resistenza ai raggi UV ed agli agenti atmosferici.  
Le superfici verniciate sono trattate con lavaggi alcalini e acidi, risciacquate con acqua demineralizzata e sottoposte a un trattamento di conversione chimica per proteggere contro l'ossidazione.  
Grazie all'utilizzo di una doppia sorgente LED e di due lenti ad emissione lamellare è garantita una copertura di 270° con distribuzione omogenea e ottima uniformità cromatica.  
Diffusore in policarbonato stabilizzato ai raggi UV, guarnizione in silicone.  
Ogni apparecchio è dotato di un sistema meccanico di regolazione per compensare l'inclinazione dei davanzali, e permettere il corretto orientamento del fascino luminoso.

Si raccomanda l'uso di un sistema di connessione con un grado di protezione maggiore o uguale al grado di protezione dell'apparecchio.

Durante il montaggio e la manutenzione degli apparecchi bisogna prestare particolare attenzione a non danneggiare la verniciatura a polvere.

Un danno combinato all'azione dell'acqua potrebbe provocare la corrosione.  
I prodotti chimici danneggiano la protezione anticorrosione.

Gli apparecchi a LED, possono evidenziare guasti riconducibili a sollecitazioni di natura elettrica che interessano i relativi isolamenti con innesco di scariche elettriche distruttive.  
Queste sollecitazioni possono derivare da:

- sovratensioni provenienti dalla rete elettrica di alimentazione dell'impianto/apparecchi.
- sovratensioni di origine elettrostatica (ESD) provenienti dall'ambiente.

Consigliamo l'installazione di un dispositivo di protezione dalle sovratensioni sull'impianto elettrico che attenua l'intensità di alcuni di questi fenomeni proteggendo gli apparecchi da danni irreversibili. La scelta del dispositivo più idoneo va tarata in base alle caratteristiche dell'impianto.

Luminaire for outdoor use for installation in a window compartment with LED light source.  
Luminaire body in die-cast aluminum EN AB-47100 (low copper content).  
High-resistance coating: after a sandblasting treatment of all components to make the surface porous and ensure a greater adhesion of the paint, the external coating is applied with a double layer with epoxy powders according to the QUALICOAT standard. The first layer of epoxy powder gives chemical and mechanical resistance, the second finishing layer of polyester powder ensures resistance to UV rays and atmospheric agents.  
The painted surfaces are treated with alkaline and acidic washes, then rinsed with demineralized water, subjected to a chemical conversion treatment to protect against oxidation.  
Thanks to the use of a dual LED source and two laminar emitting lenses, it guarantees a coverage of 270° with homogeneous distribution and excellent color uniformity.  
UV-stabilized polycarbonate diffuser, silicone seal.  
Each luminaire is equipped with a mechanical adjustment system to compensate for the inclination of the sills, and to allow the correct orientation of the luminous beam.

We recommend using a connection system with a degree of protection greater than or equal to the degree of protection of the luminaire.

During the installation and the maintenance of the fixtures it is important to be careful and avoid damages on the paint coating.  
Damages on the coating exposed to outdoor conditions or water, could cause corrosion.  
Chemical substances affect the anticorrosion covering protection.


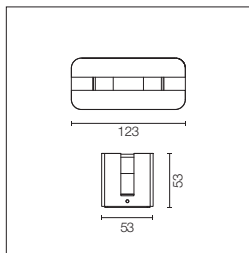
For LED fixtures, there is evidence that most of the damages are connected to electrical effects related to the insulations, which cause destructive electrical discharges  
These effects are frequently caused by:

- over voltage coming from the mains' network where fixture is connected.
- electrostatic discharge (ESD) coming from the environment.

The use of a protective device against the overvoltage on the electrical installation is warmly suggest this helps to reduce the intensity of some of these phenomenon and prevent irreversible damages.  
The selection of the type of device to be used must be adjust on the electrical plant.

## Fenestra 24V

**Power Led:** 4W - 274 lm ≠ FIXT 165 lm - 2700K/CRI 80 - 12-24V / 4W - 304 lm ≠ FIXT 183 lm - 3000K/CRI 80 - 12-24V / 4W - 334 lm ≠ FIXT 201 lm - 4000K/CRI 80 - 12-24V



Alimentazione elettrica remota 12-24V da ordinare separatamente. Dotata di uno spezzone di cavo uscente in neoprene di 1000 mm.

12-24V remote power supply to be ordered separately. Equipped with a 1000 mm lenght outgoing neoprene cable.

### 2700K

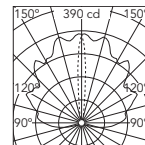
- F2250001
- F2250006
- F2250033
- F2250030
- F2250018
- F2250012

### 3000K

- F2251001
- F2251006
- F2251033
- F2251030
- F2251018
- F2251012

### 4000K

- F2252001
- F2252006
- F2252033
- F2252030
- F2252018
- F2252012



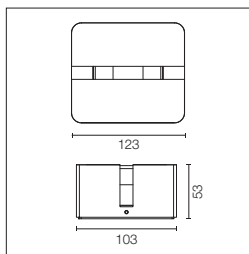
Beam Angle: 10°

h(m)	E(lx)	D(m)
1	390	7.63
2	97	15.26
3	43	22.89
4	24	30.52
5	16	38.15

@4000K

## Fenestra

**Power Led:** 5,5W - 274 lm ≠ FIXT 165 lm - 2700K/CRI 80 - 100-240V / 5,5W - 304 lm ≠ FIXT 183 lm - 3000K/CRI 80 - 100-240V / 5,5W - 334 lm ≠ FIXT 201 lm - 4000K/CRI 80 - 100-240V



Alimentazione elettrica 100/240V integrata. Dotata di uno spezzone di cavo uscente in neoprene di 1000 mm. Versione dimmerabile a richiesta.

Integrated 100/240V power supply. Equipped with an 1000 mm lenght outgoing neoprene cable. Dimmable version on request.

### 2700K

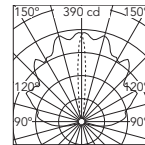
- F2260001
- F2260006
- F2260033
- F2260030
- F2260018
- F2260012

### 3000K

- F2261001
- F2261006
- F2261033
- F2261030
- F2261018
- F2261012

### 4000K

- F2262001
- F2262006
- F2262033
- F2262030
- F2262018
- F2262012



Beam Angle: 10°

h(m)	E(lx)	D(m)
1	390	7.63
2	97	15.26
3	43	22.89
4	24	30.52
5	16	38.15

@4000K

## Fenestra 24V: Accessori / Accessories

Alimentatore 24V 8W / 110-240V IP20 Classe II selv.	Power supply 24V 8W / 110-240V IP20 Class II selv.	RF25754		
Alimentatore 24V 8W / 110-240V IP65 Classe II selv.	Power supply 24V 8W / 110-240V IP65 Class II selv.	RF25748		
Alimentatore 24V 10W / 110-240V IP20 Classe II selv.	Power supply 24V 10W / 110-240V IP20 Class II selv.	RF25747		
Alimentatore 24V 10W / 110-240V IP67 Classe II selv.	Power supply 24V 10W / 110-240V IP67 Class II selv.	RF25757		
Alimentatore 24Vdc 50W / 120-240V IP67 Classe II selv.	Power supply 24Vdc 50W / 120-240V IP67 Class II selv.	RF25755		
Alimentatore 24Vdc 70W / 220-240V IP67 Classe II selv.	Power supply 24Vdc 70W / 220-240V IP67 Class II selv.	RF25749		
Dispositivo di protezione per il sovraccarico. 275Vac Corrente massima di scarica 10KA (8/29us). Massima corrente operativa 5A. Adatto per la connessione in serie. IP66.	Surge protection device. 275Vac. Maximum discharge current 10KA (8/20us). Maximum operating current 5A. Suitable for series connection. IP66.	F990E00A000		

Classi di isolamento delle lampade / Luminaires classification



Classe I: lampada la cui protezione contro la scarica elettrica non si basa solo sull'isolamento di base dell'apparecchio, ma su un ulteriore sistema di sicurezza che consiste nel collegamento dei componenti conduttivi accessibili a un conduttore di sicurezza (messa a terra) facente parte dell'impianto elettrico fisso.

Class I: Luminaire in which protection against electrical shocks is not just based on the basic insulation but also on an additional safety precautions consisting of connecting the accesible conductive parts to a safety conductor (earth).



Classe II: Lampada la cui protezione contro la scarica elettrica non si basa solo sull'isolamento di base dell'apparecchio, ma su un ulteriore misura di sicurezza che consiste in un doppio isolamento rinforzato senza dispositivi per la messa a terra.

Class II: Luminaire in which protection against electrical shocks is not just based on the basic insulation but also on an additional safety precautions consisting of double reinforced insulation without conductive parts to a safety conductor (earth).



Classe III: Lampada la cui protezione contro la scarica elettrica si basa su un sistema a bassissima tensione, che non viene mai superata. Una lampada di Classe III non deve mai essere fornita con la messa a terra.

Class III: Luminaire in which protection against electrical shocks is based on the very low safety supply voltage and no voltages are produced higher than this. A Class III luminaire must never be provided with earthing.

Omologazioni / Homologations



Tutte le lampade prodotte e presentate in questo programma sono state realizzate in conformità con la Norma Europea EN 60 598 e sono pertanto conformi ai requisiti definiti nella Direttiva CEE 73/23 (Direttiva di Bassa Tensione). La loro realizzazione garantisce anche la conformità alla Direttiva 89/336 per quanto concerne la Compatibilità Elettromagnetica. Tutti i prodotti rientranti nel campo di applicazione delle suddette Direttive riportano la marcatura CE, che ne attesta la conformità ai relativi requisiti.

All lamps manufactured and illustrated in this catalog comply with European Standard EN 60 598 and consequently meet the requirements set forth in Directive 73/23 EEC (Low Voltage Directive). They also comply with Directive 89/336 covering electromagnetic compatibility. All products falling under the scope of the above-mentioned Directives bear the CE mark as proof of their compliance with the respective requirements.



La presenza del marchio ENEC sul prodotto conferma l'adempimento della Normativa Europea e garantisce l'affidabilità del sistema organizzativo e produttivo responsabile della fabbricazione del prodotto, attraverso un ente di certificazione accreditato. Il marchio ENEC conferma il nostro impegno ed è la migliore garanzia in tema di sicurezza e qualità di tutti i nostri prodotti.

The ENEC mark on the product stands for the compliance of European Standard as well as a trustworthy organisation and product system and is guaranteed by an accredited certification body. This agreed mark stands for our engagement and represents the best guarantee in security and quality matter of our products.



L'Associazione Spagnola di Normalizzazione e Certificazione AENOR certifica che il Sistema di garanzia di qualità adottato dalla Antares Iluminación S. A. soddisfa i requisiti della Norma Europea EN ISO 9001: Sistema di Qualità.

The Spanish Association for Standards and Certification AENOR, certifies that quality assurance system adopted by Antares Iluminación, S.A. complies with the requirements of the standard UNE-EN ISO-9001 Quality Systems.

IP 20	Indice di protezione contro la penetrazione di corpi solidi e di liquidi.	Protection degree offered by the fixture to the ingress of solids and liquids.
IP 20	1a cifra, protezione contro la penetrazione dei corpi solidi: 0 Nessuna protezione - 1 Protezione contro i corpi solidi di dimensioni superiori a 50mm - 2 Protezione contro i corpi solidi di dimensioni superiori a 12mm - 3 Protezione contro i corpi solidi di dimensioni superiori a 2,5mm - 4 Protezione contro i corpi solidi di dimensioni superiori a 1mm - 5 Protezione contro la polvere - 6 Totalmente protetto contro la polvere.	1st figure, protection against penetration by solid bodies: 0 No protection - 1 Protected against solid bodies over 50 mm in diameter - 2 Protected against solid bodies over 12 mm in diameter - 3 Protected against solid bodies over 2,5 mm in diameter - 4 Protected against solid bodies over 1 mm in diameter - 5 Protected against dust - 6 Fully protected against dust.
IP 20	2a cifra, protezione contro l'infiltrazione di acqua: 0 Nessuna protezione - 1 Protezione contro la caduta in verticale di gocce d'acqua - 2 Protezione contro la caduta in verticale di gocce d'acqua con angolo di inclinazione max di 15° - 3 Protezione contro la caduta in verticale di gocce d'acqua con angolo di inclinazione max di 60° - 4 Protezione contro gli spruzzi d'acqua - 5 Protezione contro i getti d'acqua - 6 Protezione contro le ondate d'acqua - 7 Protezione contro l'immersione - 8 Protezione contro l'immersione prolungata.	2nd figure, protection against penetration by water: 0 No protection - 1 Protected against drops of water falling vertically - 2 Protected against drops of water at a max. inclination of 15 degrees - 3 Protected against drops of water at a max. inclination of 60 degrees - 4 Protected against splashed of water - 5 Protected against jets of water - 6 Protected against waves - 7 Protected against immersion - 8 Protected against long term immersion.

Simbologia / Pictography



Apparecchio idoneo per essere installato su superfici normalmente infiammabili.

Luminaire with builtin power packs or transformers, suitable for mounting directly onto normally inflammable surfaces.



Distanza minima dagli oggetti illuminati.

Minimum distance from illuminated objects.

In conformità con quanto previsto dal Regolamento 874/2012/EU, integrazione della Direttiva 2010/30/UE e relativo all'etichettatura indicante il consumo d'energia delle lampade elettriche e la compatibilità degli apparecchi di illuminazione con le diverse fonti luminose (integrate o con questi compatibili), Flos S.p.A. ha inserito le etichette richieste, in formato elettronico, sul proprio sito ([www.flos.com](http://www.flos.com)) nell'area relativa ai prodotti. Le modalità per scaricare le etichette, nelle diverse lingue previste a livello comunitario, sono le seguenti: • Selezionare la collezione/il prodotto di interesse (per esempio <http://www.flos.com/decorative/en/products/floor/Arco>) • Cliccare "Vedi scheda tecnica" • Cliccare "Print Energy Label" • Selezionare la lingua e stampare l'etichetta.

In accordance with the provisions of Regulation 874/2012/EU and integration of the Directive 2010/30/EU concerning labeling indicating the energy consumption of electric lamps and the compatibility of lighting appliances with different light sources (integrated or compatible with these), Flos SpA has inserted the required labels, in electronic form, on its website ([www.flos.com](http://www.flos.com)) in the area relating to products. The methods to download the labels in different languages envisaged at Community level are as follows: • Choose the collection/product you are interested in (for ex: <http://www.flos.com/decorative/en/products/floor/Arco>) • Click on "see specs sheet" • Click on "Print Energy Label" • Select the language and print the label.



Page	Reference	Page	Reference	Page	Reference	Page	Reference	Page	Reference	Page	Reference
60	F001A21A001	60	F001B21A030	61	F001C22A012	62	F001D22A001	62	F001D33B030	63	F001E22A012
60	F001A21A006	60	F001B21A033	61	F001C22A018	62	F001D22A006	62	F001D33B033	63	F001E22A018
60	F001A21A012	60	F001B21B001	61	F001C22A030	62	F001D22A012	62	F001D41A001	63	F001E22A030
60	F001A21A018	60	F001B21B006	61	F001C22A033	62	F001D22A018	62	F001D41A006	63	F001E22A033
60	F001A21A030	60	F001B21B012	61	F001C23A001	62	F001D22A030	62	F001D41A012	63	F001E22B001
60	F001A21A033	60	F001B21B018	61	F001C23A006	62	F001D22A033	62	F001D41A018	63	F001E22B006
60	F001A21B001	60	F001B21B030	61	F001C23A012	62	F001D22B001	62	F001D41A030	63	F001E22B012
60	F001A21B006	60	F001B21B033	61	F001C23A018	62	F001D22B006	62	F001D41A033	63	F001E22B018
60	F001A21B012	60	F001B21D001	61	F001C23A030	62	F001D22B012	62	F001D41B001	63	F001E22B030
60	F001A21B018	60	F001B21D006	61	F001C23A033	62	F001D22B018	62	F001D41B006	63	F001E22B033
60	F001A21B030	60	F001B21D012	61	F001C31A001	62	F001D22B030	62	F001D41B012	63	F001E22D001
60	F001A21B033	60	F001B21D018	61	F001C31A006	62	F001D22B033	62	F001D41B018	63	F001E22D006
60	F001A21D001	60	F001B21D030	61	F001C31A012	62	F001D23A001	62	F001D41B030	63	F001E22D012
60	F001A21D006	60	F001B21D033	61	F001C31A018	62	F001D23A006	62	F001D41B033	63	F001E22D018
60	F001A21D012	60	F001B31A001	61	F001C31A030	62	F001D23A012	62	F001D42A001	63	F001E22D030
60	F001A21D018	60	F001B31A006	61	F001C31A033	62	F001D23A018	62	F001D42A006	63	F001E22D033
60	F001A21D030	60	F001B31A012	61	F001C32A001	62	F001D23A030	62	F001D42A012	63	F001E23A001
60	F001A21D033	60	F001B31A018	61	F001C32A006	62	F001D23A033	62	F001D42A018	63	F001E23A006
60	F001A31A001	60	F001B31A030	61	F001C32A012	62	F001D23B001	62	F001D42A030	63	F001E23A012
60	F001A31A006	60	F001B31A033	61	F001C32A018	62	F001D23B006	62	F001D42A033	63	F001E23A018
60	F001A31A012	60	F001B31B001	61	F001C32A030	62	F001D23B012	62	F001D42B001	63	F001E23A030
60	F001A31A018	60	F001B31B006	61	F001C32A033	62	F001D23B018	62	F001D42B006	63	F001E23A033
60	F001A31A030	60	F001B31B012	61	F001C33A001	62	F001D23B030	62	F001D42B012	63	F001E23B001
60	F001A31A033	60	F001B31B018	61	F001C33A006	62	F001D23B033	62	F001D42B018	63	F001E23B006
60	F001A31B001	60	F001B31B030	61	F001C33A012	62	F001D31A001	62	F001D42B030	63	F001E23B012
60	F001A31B006	60	F001B31B033	61	F001C33A018	62	F001D31A006	62	F001D42B033	63	F001E23B018
60	F001A31B012	60	F001B31D001	61	F001C33A030	62	F001D31A012	62	F001D43A001	63	F001E23B030
60	F001A31B018	60	F001B31D006	61	F001C33A033	62	F001D31A018	62	F001D43A006	63	F001E23B033
60	F001A31B030	60	F001B31D012	61	F001C41A001	62	F001D31A030	62	F001D43A012	63	F001E23D001
60	F001A31B033	60	F001B31D018	61	F001C41A006	62	F001D31A033	62	F001D43A018	63	F001E23D006
60	F001A31D001	60	F001B31D030	61	F001C41A012	62	F001D31B001	62	F001D43A030	63	F001E23D012
60	F001A31D006	60	F001B31D033	61	F001C41A018	62	F001D31B006	62	F001D43A033	63	F001E23D018
60	F001A31D012	60	F001B41A001	61	F001C41A030	62	F001D31B012	62	F001D43B001	63	F001E23D030
60	F001A31D018	60	F001B41A006	61	F001C41A033	62	F001D31B018	62	F001D43B006	63	F001E23D033
60	F001A31D030	60	F001B41A012	61	F001C42A001	62	F001D31B030	62	F001D43B012	63	F001E31A001
60	F001A31D033	60	F001B41A018	61	F001C42A006	62	F001D31B033	62	F001D43B018	63	F001E31A006
60	F001A41A001	60	F001B41A030	61	F001C42A012	62	F001D32A001	62	F001D43B030	63	F001E31A012
60	F001A41A006	60	F001B41A033	61	F001C42A018	62	F001D32A006	62	F001D43B033	63	F001E31A018
60	F001A41A012	60	F001B41B001	61	F001C42A030	62	F001D32A012	63	F001E21A001	63	F001E31A030
60	F001A41A018	60	F001B41B006	61	F001C42A033	62	F001D32A018	63	F001E21A006	63	F001E31A033
60	F001A41A030	60	F001B41B012	61	F001C43A001	62	F001D32A030	63	F001E21A012	63	F001E31B001
60	F001A41A033	60	F001B41B018	61	F001C43A006	62	F001D32A033	63	F001E21A018	63	F001E31B006
60	F001A41B001	60	F001B41B030	61	F001C43A012	62	F001D32B001	63	F001E21A030	63	F001E31B012
60	F001A41B006	60	F001B41B033	61	F001C43A018	62	F001D32B006	63	F001E21A033	63	F001E31B018
60	F001A41B012	60	F001B41D001	61	F001C43A030	62	F001D32B012	63	F001E21B001	63	F001E31B030
60	F001A41B018	60	F001B41D006	61	F001C43A033	62	F001D32B018	63	F001E21B006	63	F001E31B033
60	F001A41B030	60	F001B41D012	62	F001D21A001	62	F001D32B030	63	F001E21B012	63	F001E31D001
60	F001A41B033	60	F001B41D018	62	F001D21A006	62	F001D32B033	63	F001E21B018	63	F001E31D006
60	F001A41D001	60	F001B41D030	62	F001D21A012	62	F001D33A001	63	F001E21B030	63	F001E31D012
60	F001A41D006	60	F001B41D033	62	F001D21A018	62	F001D33A006	63	F001E21B033	63	F001E31D018
60	F001A41D012	61	F001C21A001	62	F001D21A030	62	F001D33A012	63	F001E21D001	63	F001E31D030
60	F001A41D018	61	F001C21A006	62	F001D21A033	62	F001D33A018	63	F001E21D006	63	F001E31D033
60	F001A41D030	61	F001C21A012	62	F001D21B001	62	F001D33A030	63	F001E21D012	63	F001E32A001
60	F001A41D033	61	F001C21A018	62	F001D21B006	62	F001D33A033	63	F001E21D018	63	F001E32A006
60	F001B21A001	61	F001C21A030	62	F001D21B012	62	F001D33B001	63	F001E21D030	63	F001E32A012
60	F001B21A006	61	F001C21A033	62	F001D21B018	62	F001D33B006	63	F001E21D033	63	F001E32A018
60	F001B21A012	61	F001C22A001	62	F001D21B030	62	F001D33B012	63	F001E22A001	63	F001E32A030
60	F001B21A018	61	F001C22A006	62	F001D21B033	62	F001D33B018	63	F001E22A006	63	F001E32A033

Page Reference	Page Reference	Page Reference	Page Reference	Page Reference	Page Reference
63 F001E32B001	63 F001E42B030	64 F001F33A012	64 F001G41A001	36 F002A30D001.A	37 F002B21D070.A
63 F001E32B006	63 F001E42B033	64 F001F33A018	64 F001G41A006	36 F002A30D006.A	37 F002B21D071.A
63 F001E32B012	63 F001E42D001	64 F001F33A030	64 F001G41A012	36 F002A30D012.A	37 F002B30A001.A
63 F001E32B018	63 F001E42D006	64 F001F33A033	64 F001G41A018	36 F002A30D018.A	37 F002B30A006.A
63 F001E32B030	63 F001E42D012	64 F001F41A001	64 F001G41A030	36 F002A30D030.A	37 F002B30A012.A
63 F001E32B033	63 F001E42D018	64 F001F41A006	64 F001G41A033	36 F002A30D033.A	37 F002B30A018.A
63 F001E32D001	63 F001E42D030	64 F001F41A012	64 F001G42A001	36 F002A31A070.A	37 F002B30A030.A
63 F001E32D006	63 F001E42D033	64 F001F41A018	64 F001G42A006	36 F002A31A071.A	37 F002B30A033.A
63 F001E32D012	63 F001E43A001	64 F001F41A030	64 F001G42A012	36 F002A31B070.A	37 F002B30B001.A
63 F001E32D018	63 F001E43A006	64 F001F41A033	64 F001G42A018	36 F002A31B071.A	37 F002B30B006.A
63 F001E32D030	63 F001E43A012	64 F001F42A001	64 F001G42A030	36 F002A31D070.A	37 F002B30B012.A
63 F001E32D033	63 F001E43A018	64 F001F42A006	64 F001G42A033	36 F002A31D071.A	37 F002B30B018.A
63 F001E33A001	63 F001E43A030	64 F001F42A012	64 F001G43A001	36 F002A40A001.A	37 F002B30B030.A
63 F001E33A006	63 F001E43A033	64 F001F42A018	64 F001G43A006	36 F002A40A006.A	37 F002B30B033.A
63 F001E33A012	63 F001E43B001	64 F001F42A030	64 F001G43A012	36 F002A40A012.A	37 F002B30D001.A
63 F001E33A018	63 F001E43B006	64 F001F42A033	64 F001G43A018	36 F002A40A018.A	37 F002B30D006.A
63 F001E33A030	63 F001E43B012	64 F001F43A001	64 F001G43A030	36 F002A40A030.A	37 F002B30D012.A
63 F001E33A033	63 F001E43B018	64 F001F43A006	64 F001G43A033	36 F002A40A033.A	37 F002B30D018.A
63 F001E33B001	63 F001E43B030	64 F001F43A012	65 F001Z010000	36 F002A40B001.A	37 F002B30D030.A
63 F001E33B006	63 F001E43B033	64 F001F43A018	55 F001Z020000	36 F002A40B006.A	37 F002B30D033.A
63 F001E33B012	63 F001E43D001	64 F001F43A030	65 F001Z030000	36 F002A40B012.A	37 F002B31A070.A
63 F001E33B018	63 F001E43D006	64 F001F43A033	65 F001Z040000	36 F002A40B018.A	37 F002B31A071.A
63 F001E33B030	63 F001E43D012	64 F001G21A001	36 F002A20A001.A	36 F002A40B030.A	37 F002B31B070.A
63 F001E33B033	63 F001E43D018	64 F001G21A006	36 F002A20A006.A	36 F002A40B033.A	37 F002B31B071.A
63 F001E33D001	63 F001E43D030	64 F001G21A012	36 F002A20A012.A	36 F002A40D001.A	37 F002B31D070.A
63 F001E33D006	63 F001E43D033	64 F001G21A018	36 F002A20A018.A	36 F002A40D006.A	37 F002B31D071.A
63 F001E33D012	64 F001F21A001	64 F001G21A030	36 F002A20A030.A	36 F002A40D012.A	37 F002B40A001.A
63 F001E33D018	64 F001F21A006	64 F001G21A033	36 F002A20A033.A	36 F002A40D018.A	37 F002B40A006.A
63 F001E33D030	64 F001F21A012	64 F001G22A001	36 F002A20B001.A	36 F002A40D030.A	37 F002B40A012.A
63 F001E33D033	64 F001F21A018	64 F001G22A006	36 F002A20B006.A	36 F002A40D033.A	37 F002B40A018.A
63 F001E41A001	64 F001F21A030	64 F001G22A012	36 F002A20B012.A	36 F002A41A070.A	37 F002B40A030.A
63 F001E41A006	64 F001F21A033	64 F001G22A018	36 F002A20B018.A	36 F002A41A071.A	37 F002B40A033.A
63 F001E41A012	64 F001F22A001	64 F001G22A030	36 F002A20B030.A	36 F002A41B070.A	37 F002B40B001.A
63 F001E41A018	64 F001F22A006	64 F001G22A033	36 F002A20B033.A	36 F002A41B071.A	37 F002B40B006.A
63 F001E41A030	64 F001F22A012	64 F001G23A001	36 F002A20D001.A	36 F002A41D070.A	37 F002B40B012.A
63 F001E41A033	64 F001F22A018	64 F001G23A006	36 F002A20D006.A	36 F002A41D071.A	37 F002B40B018.A
63 F001E41B001	64 F001F22A030	64 F001G23A012	36 F002A20D012.A	37 F002B20A001.A	37 F002B40B030.A
63 F001E41B006	64 F001F22A033	64 F001G23A018	36 F002A20D018.A	37 F002B20A006.A	37 F002B40B033.A
63 F001E41B012	64 F001F23A001	64 F001G23A030	36 F002A20D030.A	37 F002B20A012.A	37 F002B40D001.A
63 F001E41B018	64 F001F23A006	64 F001G23A033	36 F002A20D033.A	37 F002B20A018.A	37 F002B40D006.A
63 F001E41B030	64 F001F23A012	64 F001G31A001	36 F002A21A070.A	37 F002B20A030.A	37 F002B40D012.A
63 F001E41B033	64 F001F23A018	64 F001G31A006	36 F002A21A071.A	37 F002B20A033.A	37 F002B40D018.A
63 F001E41D001	64 F001F23A030	64 F001G31A012	36 F002A21B070.A	37 F002B20B001.A	37 F002B40D030.A
63 F001E41D006	64 F001F23A033	64 F001G31A018	36 F002A21B071.A	37 F002B20B006.A	37 F002B40D033.A
63 F001E41D012	64 F001F31A001	64 F001G31A030	36 F002A21D070.A	37 F002B20B012.A	37 F002B41A070.A
63 F001E41D018	64 F001F31A006	64 F001G31A033	36 F002A21D071.A	37 F002B20B018.A	37 F002B41A071.A
63 F001E41D030	64 F001F31A012	64 F001G32A001	36 F002A30A001.A	37 F002B20B030.A	37 F002B41B070.A
63 F001E41D033	64 F001F31A018	64 F001G32A006	36 F002A30A006.A	37 F002B20B033.A	37 F002B41B071.A
63 F001E42A001	64 F001F31A030	64 F001G32A012	36 F002A30A012.A	37 F002B20D001.A	37 F002B41D070.A
63 F001E42A006	64 F001F31A033	64 F001G32A018	36 F002A30A018.A	37 F002B20D006.A	37 F002B41D071.A
63 F001E42A012	64 F001F32A001	64 F001G32A030	36 F002A30A030.A	37 F002B20D012.A	38 F002Z010001.A
63 F001E42A018	64 F001F32A006	64 F001G32A033	36 F002A30A033.A	37 F002B20D018.A	38 F002Z010006.A
63 F001E42A030	64 F001F32A012	64 F001G33A001	36 F002A30B001.A	37 F002B20D030.A	38 F002Z010012.A
63 F001E42A033	64 F001F32A018	64 F001G33A006	36 F002A30B006.A	37 F002B20D033.A	38 F002Z010018.A
63 F001E42B001	64 F001F32A030	64 F001G33A012	36 F002A30B012.A	37 F002B21A070.A	38 F002Z010030.A
63 F001E42B006	64 F001F32A033	64 F001G33A018	36 F002A30B018.A	37 F002B21A071.A	38 F002Z010033.A
63 F001E42B012	64 F001F33A001	64 F001G33A030	36 F002A30B030.A	37 F002B21B070.A	38 F002Z020000
63 F001E42B018	64 F001F33A006	64 F001G33A033	36 F002A30B033.A	37 F002B21B071.A	38 F002Z030000.A

Page	Reference	Page	Reference	Page	Reference	Page	Reference	Page	Reference	Page	Reference
38	F002Z040070	27	F003A41B012	28	F003B41A030	26	F003C41A001	29	F003H31A018	29	F003L31B033
38	F002Z040071	27	F003A41B018	28	F003B41A033	26	F003C41A005	29	F003H31A033	29	F003L31D006
38	F002Z040073	27	F003A41B030	28	F003B41B001	26	F003C41A006	29	F003H31B006	29	F003L31D018
38	F002Z050070	27	F003A41B033	28	F003B41B005	26	F003C41A012	29	F003H31B018	29	F003L31D033
38	F002Z050071	27	F003A41D001	28	F003B41B006	26	F003C41A018	29	F003H31B033	29	F003L41A006
38	F002Z050073	27	F003A41D005	28	F003B41B012	26	F003C41A030	29	F003H31D006	29	F003L41A018
27	F003A21A001	27	F003A41D006	28	F003B41B018	26	F003C41A033	29	F003H31D018	29	F003L41A033
27	F003A21A005	27	F003A41D012	28	F003B41B030	26	F003C41B001	29	F003H31D033	29	F003L41B006
27	F003A21A006	27	F003A41D018	28	F003B41B033	26	F003C41B005	29	F003H41A006	29	F003L41B018
27	F003A21A012	27	F003A41D030	28	F003B41D001	26	F003C41B006	29	F003H41A018	29	F003L41B033
27	F003A21A018	27	F003A41D033	28	F003B41D005	26	F003C41B012	29	F003H41A033	29	F003L41D006
27	F003A21A030	28	F003B21A001	28	F003B41D006	26	F003C41B018	29	F003H41B006	29	F003L41D018
27	F003A21A033	28	F003B21A005	28	F003B41D012	26	F003C41B030	29	F003H41B018	29	F003L41D033
27	F003A21B001	28	F003B21A006	28	F003B41D018	26	F003C41B033	29	F003H41B033	31	F003Z010000
27	F003A21B005	28	F003B21A012	28	F003B41D030	26	F003C41D001	29	F003H41D006	16	F004A21A005
27	F003A21B006	28	F003B21A018	28	F003B41D033	26	F003C41D005	29	F003H41D018	16	F004A21H005
27	F003A21B012	28	F003B21A030	26	F003C21A001	26	F003C41D006	29	F003H41D033	16	F004A22A005
27	F003A21B018	28	F003B21A033	26	F003C21A005	26	F003C41D012	30	F003K21A006	16	F004A22H005
27	F003A21B030	28	F003B21B001	26	F003C21A006	26	F003C41D018	30	F003K21A018	16	F004A23A005
27	F003A21B033	28	F003B21B005	26	F003C21A012	26	F003C41D030	30	F003K21A033	16	F004A23H005
27	F003A21D001	28	F003B21B006	26	F003C21A018	26	F003C41D033	30	F003K21B006	16	F004A24A005
27	F003A21D005	28	F003B21B012	26	F003C21A030	30	F003G21A006	30	F003K21B018	16	F004A24H005
27	F003A21D006	28	F003B21B018	26	F003C21A033	30	F003G21A018	30	F003K21B033	17	F004A25A005
27	F003A21D012	28	F003B21B030	26	F003C21B001	30	F003G21A033	30	F003K21D006	17	F004A25H005
27	F003A21D018	28	F003B21B033	26	F003C21B005	30	F003G21B006	30	F003K21D018	16	F004A26A00501
27	F003A21D030	28	F003B21D001	26	F003C21B006	30	F003G21B018	30	F003K21D033	16	F004A27A00502
27	F003A21D033	28	F003B21D005	26	F003C21B012	30	F003G21B033	30	F003K31A006	16	F004A31A005
27	F003A31A001	28	F003B21D006	26	F003C21B018	30	F003G21D006	30	F003K31A018	16	F004A31H005
27	F003A31A005	28	F003B21D012	26	F003C21B030	30	F003G21D018	30	F003K31A033	16	F004A32A005
27	F003A31A006	28	F003B21D018	26	F003C21B033	30	F003G21D033	30	F003K31B006	16	F004A32H005
27	F003A31A012	28	F003B21D030	26	F003C21D001	30	F003G31A006	30	F003K31B018	16	F004A33A005
27	F003A31A018	28	F003B21D033	26	F003C21D005	30	F003G31A018	30	F003K31B033	16	F004A33H005
27	F003A31A030	28	F003B31A001	26	F003C21D006	30	F003G31A033	30	F003K31D006	16	F004A34A005
27	F003A31A033	28	F003B31A005	26	F003C21D012	30	F003G31B006	30	F003K31D018	16	F004A34H005
27	F003A31B001	28	F003B31A006	26	F003C21D018	30	F003G31B018	30	F003K31D033	17	F004A35A005
27	F003A31B005	28	F003B31A012	26	F003C21D030	30	F003G31B033	30	F003K41A006	17	F004A35H005
27	F003A31B006	28	F003B31A018	26	F003C21D033	30	F003G31D006	30	F003K41A018	16	F004A36A00501
27	F003A31B012	28	F003B31A030	26	F003C31A001	30	F003G31D018	30	F003K41A033	16	F004A37A00502
27	F003A31B018	28	F003B31A033	26	F003C31A005	30	F003G31D033	30	F003K41B006	16	F004A41A005
27	F003A31B030	28	F003B31B001	26	F003C31A006	30	F003G41A006	30	F003K41B018	16	F004A41H005
27	F003A31B033	28	F003B31B005	26	F003C31A012	30	F003G41A018	30	F003K41B033	16	F004A42A005
27	F003A31D001	28	F003B31B006	26	F003C31A018	30	F003G41A033	30	F003K41D006	16	F004A42H005
27	F003A31D005	28	F003B31B012	26	F003C31A030	30	F003G41B006	30	F003K41D018	16	F004A43A005
27	F003A31D006	28	F003B31B018	26	F003C31A033	30	F003G41B018	30	F003K41D033	16	F004A43H005
27	F003A31D012	28	F003B31B030	26	F003C31B001	30	F003G41B033	29	F003L21A006	16	F004A44A005
27	F003A31D018	28	F003B31B033	26	F003C31B005	30	F003G41D006	29	F003L21A018	16	F004A44H005
27	F003A31D030	28	F003B31D001	26	F003C31B006	30	F003G41D018	29	F003L21A033	17	F004A45A005
27	F003A31D033	28	F003B31D005	26	F003C31B012	30	F003G41D033	29	F003L21B006	17	F004A45H005
27	F003A41A001	28	F003B31D006	26	F003C31B018	29	F003H21A006	29	F003L21B018	16	F004A46A00501
27	F003A41A005	28	F003B31D012	26	F003C31B030	29	F003H21A018	29	F003L21B033	16	F004A47A00502
27	F003A41A006	28	F003B31D018	26	F003C31B033	29	F003H21A033	29	F003L21D006	17	F004B21A005
27	F003A41A012	28	F003B31D030	26	F003C31D001	29	F003H21B006	29	F003L21D018	17	F004B21H005
27	F003A41A018	28	F003B31D033	26	F003C31D005	29	F003H21B018	29	F003L21D033	17	F004B22A005
27	F003A41A030	28	F003B41A001	26	F003C31D006	29	F003H21B033	29	F003L31A006	17	F004B22H005
27	F003A41A033	28	F003B41A005	26	F003C31D012	29	F003H21D006	29	F003L31A018	18	F004B23A005
27	F003A41B001	28	F003B41A006	26	F003C31D018	29	F003H21D018	29	F003L31A033	18	F004B23H005
27	F003A41B005	28	F003B41A012	26	F003C31D030	29	F003H21D033	29	F003L31B006	18	F004B24A005
27	F003A41B006	28	F003B41A018	26	F003C31D033	29	F003H31A006	29	F003L31B018	18	F004B24H005

Page Reference	Page Reference	Page Reference	Page Reference	Page Reference	Page Reference
18 F004B25A005	12 F004D31A001	13 F004E42A030	70 F0071030	54 F010J21D030	76 F012B01C018
18 F004B25H005	12 F004D31A006	13 F004E42A033	70 F0071054	54 F010J21D033	76 F012B02C030
17 F004B26A00501	12 F004D31A012	12 F004F21A071	71 F0072030	54 F010J31A001	76 F012B02C037
17 F004B27A00502	12 F004D31A018	12 F004F22A071	71 F0072054	54 F010J31A006	76 F012B03C059
17 F004B31A005	12 F004D31A030	12 F004F31A071	71 F0074000	54 F010J31A012	76 F012B04C005
17 F004B31H005	12 F004D31A033	12 F004F32A071	71 F0074071	54 F010J31A018	120 F020A21H001
17 F004B32A005	12 F004D32A001	12 F004F41A071	54 F010H21A001	54 F010J31A030	120 F020A21H006
17 F004B32H005	12 F004D32A006	12 F004F42A071	54 F010H21A006	54 F010J31A033	120 F020A21H012
18 F004B33A005	12 F004D32A012	13 F004G21A071	54 F010H21A012	54 F010J31B001	120 F020A21H018
18 F004B33H005	12 F004D32A018	13 F004G22A071	54 F010H21A018	54 F010J31B006	120 F020A21H030
18 F004B34A005	12 F004D32A030	13 F004G31A071	54 F010H21A030	54 F010J31B012	120 F020A21H033
18 F004B34H005	12 F004D32A033	13 F004G32A071	54 F010H21A033	54 F010J31B018	122 F020A22H001
18 F004B35A005	12 F004D41A001	13 F004G41A071	54 F010H21B001	54 F010J31B030	122 F020A22H006
18 F004B35H005	12 F004D41A006	13 F004G42A071	54 F010H21B006	54 F010J31B033	122 F020A22H012
17 F004B36A00501	12 F004D41A012	14 F004H20A071	54 F010H21B012	54 F010J31D001	122 F020A22H018
17 F004B37A00502	12 F004D41A018	14 F004H30A071	54 F010H21B018	54 F010J31D006	122 F020A22H030
17 F004B41A005	12 F004D41A030	14 F004H40A071	54 F010H21B030	54 F010J31D012	122 F020A22H033
17 F004B41H005	12 F004D41A033	14 F004Z010001	54 F010H21B033	54 F010J31D018	124 F020A23H001
17 F004B42A005	12 F004D42A001	14 F004Z010006	54 F010H31A001	54 F010J31D030	124 F020A23H006
17 F004B42H005	12 F004D42A006	14 F004Z010012	54 F010H31A006	54 F010J31D033	124 F020A23H012
18 F004B43A005	12 F004D42A012	14 F004Z010018	54 F010H31A012	54 F010J41A001	124 F020A23H018
18 F004B43H005	12 F004D42A018	14 F004Z010030	54 F010H31A018	54 F010J41A006	124 F020A23H030
18 F004B44A005	12 F004D42A030	14 F004Z010033	54 F010H31A030	54 F010J41A012	124 F020A23H033
18 F004B44H005	12 F004D42A033	14 F004Z020001	54 F010H31A033	54 F010J41A018	126 F020A24H001
18 F004B45A005	13 F004E21A001	14 F004Z020006	54 F010H31B001	54 F010J41A030	126 F020A24H006
18 F004B45H005	13 F004E21A006	14 F004Z020012	54 F010H31B006	54 F010J41A033	126 F020A24H012
17 F004B46A00501	13 F004E21A012	14 F004Z020018	54 F010H31B012	54 F010J41B001	126 F020A24H018
17 F004B47A00502	13 F004E21A018	14 F004Z020030	54 F010H31B018	54 F010J41B006	126 F020A24H030
14 F004C20A001	13 F004E21A030	14 F004Z020033	54 F010H31B030	54 F010J41B012	126 F020A24H033
14 F004C20A006	13 F004E21A033	14 F004Z030001	54 F010H31B033	54 F010J41B018	120 F020A25H001
14 F004C20A012	13 F004E22A001	14 F004Z030006	54 F010H41A001	54 F010J41B030	120 F020A25H006
14 F004C20A018	13 F004E22A006	14 F004Z030012	54 F010H41A006	54 F010J41B033	120 F020A25H012
14 F004C20A030	13 F004E22A012	14 F004Z030018	54 F010H41A012	54 F010J41D001	120 F020A25H018
14 F004C20A033	13 F004E22A018	14 F004Z030030	54 F010H41A018	54 F010J41D006	120 F020A25H030
14 F004C30A001	13 F004E22A030	14 F004Z030033	54 F010H41A030	54 F010J41D012	120 F020A25H033
14 F004C30A006	13 F004E22A033	15 F004Z040001	54 F010H41A033	54 F010J41D018	122 F020A26H001
14 F004C30A012	13 F004E31A001	15 F004Z040006	54 F010H41B001	54 F010J41D030	122 F020A26H006
14 F004C30A018	13 F004E31A006	15 F004Z040012	54 F010H41B006	54 F010J41D033	122 F020A26H012
14 F004C30A030	13 F004E31A012	15 F004Z040018	54 F010H41B012	77 F011A21F018	122 F020A26H018
14 F004C30A033	13 F004E31A018	15 F004Z040030	54 F010H41B018	77 F011A22F030	122 F020A26H030
14 F004C40A001	13 F004E31A030	15 F004Z040033	54 F010H41B030	77 F011A22F037	122 F020A26H033
14 F004C40A006	13 F004E31A033	15 F004Z060000	54 F010H41B033	77 F011A23F059	124 F020A27H001
14 F004C40A012	13 F004E32A001	15 F004Z070000	54 F010J21A001	77 F011A24F005	124 F020A27H006
14 F004C40A018	13 F004E32A006	15 F004Z0A0071	54 F010J21A006	77 F011A31F018	124 F020A27H012
14 F004C40A030	13 F004E32A012	15 F004Z0B0000	54 F010J21A012	77 F011A32F030	124 F020A27H018
14 F004C40A033	13 F004E32A018	15 F004Z0C0000	54 F010J21A018	77 F011A32F037	124 F020A27H030
12 F004D21A001	13 F004E32A030	14 F004Z0D0071	54 F010J21A030	77 F011A33F059	124 F020A27H033
12 F004D21A006	13 F004E32A033	14 F004Z0E0071	54 F010J21A033	77 F011A34F005	126 F020A28H001
12 F004D21A012	13 F004E41A001	14 F004Z0F0071	54 F010J21B001	77 F011A41F018	126 F020A28H006
12 F004D21A018	13 F004E41A006	15 F004Z0H0000	54 F010J21B006	77 F011A42F030	126 F020A28H012
12 F004D21A030	13 F004E41A012	17 F004Z0J0000	54 F010J21B012	77 F011A42F037	126 F020A28H018
12 F004D21A033	13 F004E41A018	18 F004Z0K0000	54 F010J21B018	77 F011A43F059	126 F020A28H030
12 F004D22A001	13 F004E41A030	15 F004Z0L0000	54 F010J21B030	77 F011A44F005	126 F020A28H033
12 F004D22A006	13 F004E41A033	71 F0056030	54 F010J21B033	76 F012A01C018	120 F020A2AH001
12 F004D22A012	13 F004E42A001	71 F0057000	54 F010J21D001	76 F012A02C030	120 F020A2AH006
12 F004D22A018	13 F004E42A006	71 F0058000	54 F010J21D006	76 F012A02C037	120 F020A2AH012
12 F004D22A030	13 F004E42A012	70 F0070030	54 F010J21D012	76 F012A03C059	120 F020A2AH018
12 F004D22A033	13 F004E42A018	70 F0070054	54 F010J21D018	76 F012A04C005	120 F020A2AH030







Page	Reference	Page	Reference	Page	Reference	Page	Reference	Page	Reference	Page	Reference
124	F020C27H033	127	F020C2MH018	123	F020C3FH006	122	F020C46H033	125	F020C4LH018	128	F020G4JH006
126	F020C28H001	127	F020C2MH030	123	F020C3FH012	124	F020C47H001	125	F020C4LH030	128	F020G4JH012
126	F020C28H006	127	F020C2MH033	123	F020C3FH018	124	F020C47H006	125	F020C4LH033	128	F020G4JH018
126	F020C28H012	122	F020C32H001	123	F020C3FH030	124	F020C47H012	127	F020C4MH001	128	F020G4JH030
126	F020C28H018	122	F020C32H006	123	F020C3FH033	124	F020C47H018	127	F020C4MH006	128	F020G4JH033
126	F020C28H030	122	F020C32H012	125	F020C3GH001	124	F020C47H030	127	F020C4MH012	129	F020G4KH001
126	F020C28H033	122	F020C32H018	125	F020C3GH006	124	F020C47H033	127	F020C4MH018	129	F020G4KH006
123	F020C2BH001	122	F020C32H030	125	F020C3GH012	126	F020C48H001	127	F020C4MH030	129	F020G4KH012
123	F020C2BH006	122	F020C32H033	125	F020C3GH018	126	F020C48H006	127	F020C4MH033	129	F020G4KH018
123	F020C2BH012	124	F020C33H001	125	F020C3GH030	126	F020C48H012	128	F020G2JH001	129	F020G4KH030
123	F020C2BH018	124	F020C33H006	125	F020C3GH033	126	F020C48H018	128	F020G2JH006	129	F020G4KH033
123	F020C2BH030	124	F020C33H012	127	F020C3HH001	126	F020C48H030	128	F020G2JH012	130	F020G4LH001
123	F020C2BH033	124	F020C33H018	127	F020C3HH006	126	F020C48H033	128	F020G2JH018	130	F020G4LH006
125	F020C2CH001	124	F020C33H030	127	F020C3HH012	123	F020C4BH001	128	F020G2JH030	130	F020G4LH012
125	F020C2CH006	124	F020C33H033	127	F020C3HH018	123	F020C4BH006	128	F020G2JH033	130	F020G4LH018
125	F020C2CH012	126	F020C34H001	127	F020C3HH030	123	F020C4BH012	129	F020G2KH001	130	F020G4LH030
125	F020C2CH018	126	F020C34H006	127	F020C3HH033	123	F020C4BH018	129	F020G2KH006	130	F020G4LH033
125	F020C2CH030	126	F020C34H012	123	F020C3KH001	123	F020C4BH030	129	F020G2KH012	131	F020G4MH001
125	F020C2CH033	126	F020C34H018	123	F020C3KH006	123	F020C4BH033	129	F020G2KH018	131	F020G4MH006
127	F020C2DH001	126	F020C34H030	123	F020C3KH012	125	F020C4CH001	129	F020G2KH030	131	F020G4MH012
127	F020C2DH006	126	F020C34H033	123	F020C3KH018	125	F020C4CH006	129	F020G2KH033	131	F020G4MH018
127	F020C2DH012	122	F020C36H001	123	F020C3KH030	125	F020C4CH012	130	F020G2LH001	131	F020G4MH030
127	F020C2DH018	122	F020C36H006	123	F020C3KH033	125	F020C4CH018	130	F020G2LH006	131	F020G4MH033
127	F020C2DH030	122	F020C36H012	125	F020C3LH001	125	F020C4CH030	130	F020G2LH012	128	F020GTJH001
127	F020C2DH033	122	F020C36H018	125	F020C3LH006	125	F020C4CH033	130	F020G2LH018	128	F020GTJH006
123	F020C2FH001	122	F020C36H030	125	F020C3LH012	127	F020C4DH001	130	F020G2LH030	128	F020GTJH012
123	F020C2FH006	122	F020C36H033	125	F020C3LH018	127	F020C4DH006	130	F020G2LH033	128	F020GTJH018
123	F020C2FH012	124	F020C37H001	125	F020C3LH030	127	F020C4DH012	131	F020G2MH001	128	F020GTJH030
123	F020C2FH018	124	F020C37H006	125	F020C3LH033	127	F020C4DH018	131	F020G2MH006	128	F020GTJH033
123	F020C2FH030	124	F020C37H012	127	F020C3MH001	127	F020C4DH030	131	F020G2MH012	129	F020GTKH001
123	F020C2FH033	124	F020C37H018	127	F020C3MH006	127	F020C4DH033	131	F020G2MH018	129	F020GTKH006
125	F020C2GH001	124	F020C37H030	127	F020C3MH012	123	F020C4FH001	131	F020G2MH030	129	F020GTKH012
125	F020C2GH006	124	F020C37H033	127	F020C3MH018	123	F020C4FH006	131	F020G2MH033	129	F020GTKH018
125	F020C2GH012	126	F020C38H001	127	F020C3MH030	123	F020C4FH012	128	F020G3JH001	129	F020GTKH030
125	F020C2GH018	126	F020C38H006	127	F020C3MH033	123	F020C4FH018	128	F020G3JH006	129	F020GTKH033
125	F020C2GH030	126	F020C38H012	122	F020C42H001	123	F020C4FH030	128	F020G3JH012	130	F020GTLH001
125	F020C2GH033	126	F020C38H018	122	F020C42H006	123	F020C4FH033	128	F020G3JH018	130	F020GTLH006
127	F020C2HH001	126	F020C38H030	122	F020C42H012	125	F020C4GH001	128	F020G3JH030	130	F020GTLH012
127	F020C2HH006	126	F020C38H033	122	F020C42H018	125	F020C4GH006	128	F020G3JH033	130	F020GTLH018
127	F020C2HH012	123	F020C3BH001	122	F020C42H030	125	F020C4GH012	129	F020G3KH001	130	F020GTLH030
127	F020C2HH018	123	F020C3BH006	122	F020C42H033	125	F020C4GH018	129	F020G3KH006	130	F020GTLH033
127	F020C2HH030	123	F020C3BH012	124	F020C43H001	125	F020C4GH030	129	F020G3KH012	131	F020GTMH001
127	F020C2HH033	123	F020C3BH018	124	F020C43H006	125	F020C4GH033	129	F020G3KH018	131	F020GTMH006
123	F020C2KH001	123	F020C3BH030	124	F020C43H012	127	F020C4HH001	129	F020G3KH030	131	F020GTMH012
123	F020C2KH006	123	F020C3BH033	124	F020C43H018	127	F020C4HH006	129	F020G3KH033	131	F020GTMH018
123	F020C2KH012	125	F020C3CH001	124	F020C43H030	127	F020C4HH012	130	F020G3LH001	131	F020GTMH030
123	F020C2KH018	125	F020C3CH006	124	F020C43H033	127	F020C4HH018	130	F020G3LH006	131	F020GTMH033
123	F020C2KH030	125	F020C3CH012	126	F020C44H001	127	F020C4HH030	130	F020G3LH012	128	F020H2JH001
123	F020C2KH033	125	F020C3CH018	126	F020C44H006	127	F020C4HH033	130	F020G3LH018	128	F020H2JH006
125	F020C2LH001	125	F020C3CH030	126	F020C44H012	123	F020C4KH001	130	F020G3LH030	128	F020H2JH012
125	F020C2LH006	125	F020C3CH033	126	F020C44H018	123	F020C4KH006	130	F020G3LH033	128	F020H2JH018
125	F020C2LH012	127	F020C3DH001	126	F020C44H030	123	F020C4KH012	131	F020G3MH001	128	F020H2JH030
125	F020C2LH018	127	F020C3DH006	126	F020C44H033	123	F020C4KH018	131	F020G3MH006	128	F020H2JH033
125	F020C2LH030	127	F020C3DH012	122	F020C46H001	123	F020C4KH030	131	F020G3MH012	129	F020H2KH001
125	F020C2LH033	127	F020C3DH018	122	F020C46H006	123	F020C4KH033	131	F020G3MH018	129	F020H2KH006
127	F020C2MH001	127	F020C3DH030	122	F020C46H012	125	F020C4LH001	131	F020G3MH030	129	F020H2KH012
127	F020C2MH006	127	F020C3DH033	122	F020C46H018	125	F020C4LH006	131	F020G3MH033	129	F020H2KH018
127	F020C2MH012	123	F020C3FH001	122	F020C46H030	125	F020C4LH012	128	F020G4JH001	129	F020H2KH030

Page	Reference	Page	Reference	Page	Reference	Page	Reference	Page	Reference	Page	Reference
129	F020H2KH033	131	F020H4MH018	131	F020J3MH006	140	F021A23A033	137	F021A2EA030	140	F021A33A012
130	F020H2LH001	131	F020H4MH030	131	F020J3MH012	142	F021A24A001	137	F021A2EA033	140	F021A33A018
130	F020H2LH006	131	F020H4MH033	131	F020J3MH018	142	F021A24A006	139	F021A2FA001	140	F021A33A030
130	F020H2LH012	128	F020HTJH001	131	F020J3MH030	142	F021A24A012	139	F021A2FA006	140	F021A33A033
130	F020H2LH018	128	F020HTJH006	131	F020J3MH033	142	F021A24A018	139	F021A2FA012	142	F021A34A001
130	F020H2LH030	128	F020HTJH012	129	F020J4KH001	142	F021A24A030	139	F021A2FA018	142	F021A34A006
130	F020H2LH033	128	F020HTJH018	129	F020J4KH006	142	F021A24A033	139	F021A2FA030	142	F021A34A012
131	F020H2MH001	128	F020HTJH030	129	F020J4KH012	136	F021A25A001	139	F021A2FA033	142	F021A34A018
131	F020H2MH006	128	F020HTJH033	129	F020J4KH018	136	F021A25A006	141	F021A2GA001	142	F021A34A030
131	F020H2MH012	129	F020HTKH001	129	F020J4KH030	136	F021A25A012	141	F021A2GA006	142	F021A34A033
131	F020H2MH018	129	F020HTKH006	129	F020J4KH033	136	F021A25A018	141	F021A2GA012	136	F021A35A001
131	F020H2MH030	129	F020HTKH012	130	F020J4LH001	136	F021A25A030	141	F021A2GA018	136	F021A35A006
131	F020H2MH033	129	F020HTKH018	130	F020J4LH006	136	F021A25A033	141	F021A2GA030	136	F021A35A012
128	F020H3JH001	129	F020HTKH030	130	F020J4LH012	138	F021A26A001	141	F021A2GA033	136	F021A35A018
128	F020H3JH006	129	F020HTKH033	130	F020J4LH018	138	F021A26A006	143	F021A2HA001	136	F021A35A030
128	F020H3JH012	130	F020HTLH001	130	F020J4LH030	138	F021A26A012	143	F021A2HA006	136	F021A35A033
128	F020H3JH018	130	F020HTLH006	130	F020J4LH033	138	F021A26A018	143	F021A2HA012	138	F021A36A001
128	F020H3JH030	130	F020HTLH012	131	F020J4MH001	138	F021A26A030	143	F021A2HA018	138	F021A36A006
128	F020H3JH033	130	F020HTLH018	131	F020J4MH006	138	F021A26A033	143	F021A2HA030	138	F021A36A012
129	F020H3KH001	130	F020HTLH030	131	F020J4MH012	140	F021A27A001	143	F021A2HA033	138	F021A36A018
129	F020H3KH006	130	F020HTLH033	131	F020J4MH018	140	F021A27A006	137	F021A2JA001	138	F021A36A030
129	F020H3KH012	131	F020HTMH001	131	F020J4MH030	140	F021A27A012	137	F021A2JA006	138	F021A36A033
129	F020H3KH018	131	F020HTMH006	131	F020J4MH033	140	F021A27A018	137	F021A2JA012	140	F021A37A001
129	F020H3KH030	131	F020HTMH012	129	F020JTKH001	140	F021A27A030	137	F021A2JA018	140	F021A37A006
129	F020H3KH033	131	F020HTMH018	129	F020JTKH006	140	F021A27A033	137	F021A2JA030	140	F021A37A012
130	F020H3LH001	131	F020HTMH030	129	F020JTKH012	142	F021A28A001	137	F021A2JA033	140	F021A37A018
130	F020H3LH006	131	F020HTMH033	129	F020JTKH018	142	F021A28A006	139	F021A2KA001	140	F021A37A030
130	F020H3LH012	129	F020J2KH001	129	F020JTKH030	142	F021A28A012	139	F021A2KA006	140	F021A37A033
130	F020H3LH018	129	F020J2KH006	129	F020JTKH033	142	F021A28A018	139	F021A2KA012	142	F021A38A001
130	F020H3LH030	129	F020J2KH012	130	F020JTLH001	142	F021A28A030	139	F021A2KA018	142	F021A38A006
130	F020H3LH033	129	F020J2KH018	130	F020JTLH006	142	F021A28A033	139	F021A2KA030	142	F021A38A012
131	F020H3MH001	129	F020J2KH030	130	F020JTLH012	136	F021A2AA001	139	F021A2KA033	142	F021A38A018
131	F020H3MH006	129	F020J2KH033	130	F020JTLH018	136	F021A2AA006	141	F021A2LA001	142	F021A38A030
131	F020H3MH012	130	F020J2LH001	130	F020JTLH030	136	F021A2AA012	141	F021A2LA006	142	F021A38A033
131	F020H3MH018	130	F020J2LH006	130	F020JTLH033	136	F021A2AA018	141	F021A2LA012	136	F021A38A001
131	F020H3MH030	130	F020J2LH012	131	F020JTMH001	136	F021A2AA030	141	F021A2LA018	136	F021A38A006
131	F020H3MH033	130	F020J2LH018	131	F020JTMH006	136	F021A2AA033	141	F021A2LA030	136	F021A38A012
128	F020H4JH001	130	F020J2LH030	131	F020JTMH012	139	F021A2BA001	141	F021A2LA033	136	F021A38A018
128	F020H4JH006	130	F020J2LH033	131	F020JTMH018	139	F021A2BA006	143	F021A2MA001	136	F021A38A030
128	F020H4JH012	131	F020J2MH001	131	F020JTMH030	139	F021A2BA018	143	F021A2MA006	136	F021A38A033
128	F020H4JH018	131	F020J2MH006	131	F020JTMH033	139	F021A2BA030	143	F021A2MA012	139	F021A38A001
128	F020H4JH030	131	F020J2MH012	136	F021A21A001	139	F021A2BA033	143	F021A2MA018	139	F021A38A006
128	F020H4JH033	131	F020J2MH018	136	F021A21A006	141	F021A2CA001	143	F021A2MA030	139	F021A38A012
129	F020H4KH001	131	F020J2MH030	136	F021A21A012	141	F021A2CA006	143	F021A2MA033	139	F021A38A018
129	F020H4KH006	131	F020J2MH033	136	F021A21A018	141	F021A2CA012	136	F021A31A001	139	F021A38A030
129	F020H4KH012	129	F020J3KH001	136	F021A21A030	141	F021A2CA018	136	F021A31A006	139	F021A38A033
129	F020H4KH018	129	F020J3KH006	136	F021A21A033	141	F021A2CA030	136	F021A31A012	141	F021A38A001
129	F020H4KH030	129	F020J3KH012	138	F021A22A001	141	F021A2CA033	136	F021A31A018	141	F021A38A006
129	F020H4KH033	129	F020J3KH018	138	F021A22A006	143	F021A2DA001	136	F021A31A030	141	F021A38A012
130	F020H4LH001	129	F020J3KH030	138	F021A22A012	143	F021A2DA006	136	F021A31A033	141	F021A38A018
130	F020H4LH006	129	F020J3KH033	138	F021A22A018	143	F021A2DA012	138	F021A32A001	141	F021A38A030
130	F020H4LH012	130	F020J3LH001	138	F021A22A030	143	F021A2DA018	138	F021A32A006	141	F021A38A033
130	F020H4LH018	130	F020J3LH006	138	F021A22A033	143	F021A2DA030	138	F021A32A012	143	F021A38A001
130	F020H4LH030	130	F020J3LH012	140	F021A23A001	143	F021A2DA033	138	F021A32A018	143	F021A38A006
130	F020H4LH033	130	F020J3LH018	140	F021A23A006	137	F021A2EA001	138	F021A32A030	143	F021A38A012
131	F020H4MH001	130	F020J3LH030	140	F021A23A012	137	F021A2EA006	138	F021A32A033	143	F021A38A018
131	F020H4MH006	130	F020J3LH033	140	F021A23A018	137	F021A2EA012	140	F021A33A001	143	F021A38A030
131	F020H4MH012	131	F020J3MH001	140	F021A23A030	137	F021A2EA018	140	F021A33A006	143	F021A38A033



Page	Reference	Page	Reference	Page	Reference	Page	Reference	Page	Reference	Page	Reference
137	F021A3EA001	138	F021A42A030	143	F021A4DA012	138	F021B22A001	140	F021B27A030	148	F021B2DD012
137	F021A3EA006	138	F021A42A033	143	F021A4DA018	138	F021B22A006	140	F021B27A033	148	F021B2DD018
137	F021A3EA012	140	F021A43A001	143	F021A4DA030	138	F021B22A012	146	F021B27D001	148	F021B2DD030
137	F021A3EA018	140	F021A43A006	143	F021A4DA033	138	F021B22A018	146	F021B27D006	148	F021B2DD033
137	F021A3EA030	140	F021A43A012	137	F021A4EA001	138	F021B22A030	146	F021B27D012	137	F021B2EA001
137	F021A3EA033	140	F021A43A018	137	F021A4EA006	138	F021B22A033	146	F021B27D018	137	F021B2EA006
139	F021A3FA001	140	F021A43A030	137	F021A4EA012	144	F021B22D001	146	F021B27D030	137	F021B2EA012
139	F021A3FA006	140	F021A43A033	137	F021A4EA018	144	F021B22D006	146	F021B27D033	137	F021B2EA018
139	F021A3FA012	142	F021A44A001	137	F021A4EA030	144	F021B22D012	142	F021B28A001	137	F021B2EA030
139	F021A3FA018	142	F021A44A006	137	F021A4EA033	144	F021B22D018	142	F021B28A006	137	F021B2EA033
139	F021A3FA030	142	F021A44A012	139	F021A4FA001	144	F021B22D030	142	F021B28A012	139	F021B2FA001
139	F021A3FA033	142	F021A44A018	139	F021A4FA006	144	F021B22D033	142	F021B28A018	139	F021B2FA006
141	F021A3GA001	142	F021A44A030	139	F021A4FA012	140	F021B23A001	142	F021B28A030	139	F021B2FA012
141	F021A3GA006	142	F021A44A033	139	F021A4FA018	140	F021B23A006	142	F021B28A033	139	F021B2FA018
141	F021A3GA012	136	F021A45A001	139	F021A4FA030	140	F021B23A012	148	F021B28D001	139	F021B2FA030
141	F021A3GA018	136	F021A45A006	139	F021A4FA033	140	F021B23A018	148	F021B28D006	139	F021B2FA033
141	F021A3GA030	136	F021A45A012	141	F021A4GA001	140	F021B23A030	148	F021B28D012	145	F021B2FD001
141	F021A3GA033	136	F021A45A018	141	F021A4GA006	140	F021B23A033	148	F021B28D018	145	F021B2FD006
143	F021A3HA001	136	F021A45A030	141	F021A4GA012	146	F021B23D001	148	F021B28D030	145	F021B2FD012
143	F021A3HA006	136	F021A45A033	141	F021A4GA018	146	F021B23D006	148	F021B28D033	145	F021B2FD018
143	F021A3HA012	138	F021A46A001	141	F021A4GA030	146	F021B23D012	136	F021B2AA001	145	F021B2FD030
143	F021A3HA018	138	F021A46A006	141	F021A4GA033	146	F021B23D018	136	F021B2AA006	145	F021B2FD033
143	F021A3HA030	138	F021A46A012	143	F021A4HA001	146	F021B23D030	136	F021B2AA012	141	F021B2GA001
143	F021A3HA033	138	F021A46A018	143	F021A4HA006	146	F021B23D033	136	F021B2AA018	141	F021B2GA006
137	F021A3JA001	138	F021A46A030	143	F021A4HA012	142	F021B24A001	136	F021B2AA030	141	F021B2GA012
137	F021A3JA006	138	F021A46A033	143	F021A4HA018	142	F021B24A006	136	F021B2AA033	141	F021B2GA018
137	F021A3JA012	140	F021A47A001	143	F021A4HA030	142	F021B24A012	139	F021B2BA001	141	F021B2GA030
137	F021A3JA018	140	F021A47A006	143	F021A4HA033	142	F021B24A018	139	F021B2BA006	141	F021B2GA033
137	F021A3JA030	140	F021A47A012	137	F021A4JA001	142	F021B24A030	139	F021B2BA012	147	F021B2GD001
137	F021A3JA033	140	F021A47A018	137	F021A4JA006	142	F021B24A033	139	F021B2BA018	147	F021B2GD006
139	F021A3KA001	140	F021A47A030	137	F021A4JA012	148	F021B24D001	139	F021B2BA030	147	F021B2GD012
139	F021A3KA006	140	F021A47A033	137	F021A4JA018	148	F021B24D006	139	F021B2BA033	147	F021B2GD018
139	F021A3KA012	142	F021A48A001	137	F021A4JA030	148	F021B24D012	144	F021B2BD001	147	F021B2GD030
139	F021A3KA018	142	F021A48A006	137	F021A4JA033	148	F021B24D018	144	F021B2BD006	147	F021B2GD033
139	F021A3KA030	142	F021A48A012	139	F021A4KA001	148	F021B24D030	144	F021B2BD012	143	F021B2HA001
139	F021A3KA033	142	F021A48A018	139	F021A4KA006	148	F021B24D033	144	F021B2BD018	143	F021B2HA006
141	F021A3LA001	142	F021A48A030	139	F021A4KA012	136	F021B25A001	144	F021B2BD030	143	F021B2HA012
141	F021A3LA006	142	F021A48A033	139	F021A4KA018	136	F021B25A006	144	F021B2BD033	143	F021B2HA018
141	F021A3LA012	136	F021A4AA001	139	F021A4KA030	136	F021B25A012	141	F021B2CA001	143	F021B2HA030
141	F021A3LA018	136	F021A4AA006	139	F021A4KA033	136	F021B25A018	141	F021B2CA006	143	F021B2HA033
141	F021A3LA030	136	F021A4AA012	141	F021A4LA001	136	F021B25A030	141	F021B2CA012	149	F021B2HD001
141	F021A3LA033	136	F021A4AA018	141	F021A4LA006	136	F021B25A033	141	F021B2CA018	149	F021B2HD006
143	F021A3MA001	136	F021A4AA030	141	F021A4LA012	138	F021B26A001	141	F021B2CA030	149	F021B2HD012
143	F021A3MA006	136	F021A4AA033	141	F021A4LA018	138	F021B26A006	141	F021B2CA033	149	F021B2HD018
143	F021A3MA012	139	F021A4BA001	141	F021A4LA030	138	F021B26A012	146	F021B2CD001	149	F021B2HD030
143	F021A3MA018	139	F021A4BA006	141	F021A4LA033	138	F021B26A018	146	F021B2CD006	149	F021B2HD033
143	F021A3MA030	139	F021A4BA012	143	F021A4MA001	138	F021B26A030	146	F021B2CD012	137	F021B2JA001
143	F021A3MA033	139	F021A4BA018	143	F021A4MA006	138	F021B26A033	146	F021B2CD018	137	F021B2JA006
136	F021A41A001	139	F021A4BA030	143	F021A4MA012	144	F021B26D001	146	F021B2CD030	137	F021B2JA012
136	F021A41A006	139	F021A4BA033	143	F021A4MA018	144	F021B26D006	146	F021B2CD033	137	F021B2JA018
136	F021A41A012	141	F021A4CA001	143	F021A4MA030	144	F021B26D012	143	F021B2DA001	137	F021B2JA030
136	F021A41A018	141	F021A4CA006	143	F021A4MA033	144	F021B26D018	143	F021B2DA006	137	F021B2JA033
136	F021A41A030	141	F021A4CA012	136	F021B21A001	144	F021B26D030	143	F021B2DA012	139	F021B2KA001
136	F021A41A033	141	F021A4CA018	136	F021B21A006	144	F021B26D033	143	F021B2DA018	139	F021B2KA006
138	F021A42A001	141	F021A4CA030	136	F021B21A012	140	F021B27A001	143	F021B2DA030	139	F021B2KA012
138	F021A42A006	141	F021A4CA033	136	F021B21A018	140	F021B27A006	143	F021B2DA033	139	F021B2KA018
138	F021A42A012	143	F021A4DA001	136	F021B21A030	140	F021B27A012	148	F021B2DD001	139	F021B2KA030
138	F021A42A018	143	F021A4DA006	136	F021B21A033	140	F021B27A018	148	F021B2DD006	139	F021B2KA033

Page	Reference	Page	Reference	Page	Reference	Page	Reference	Page	Reference	Page	Reference
145	F021B2KD001	146	F021B33D030	136	F021B3AA012	141	F021B3GA001	143	F021B3MA030	138	F021B46A012
145	F021B2KD006	146	F021B33D033	136	F021B3AA018	141	F021B3GA006	143	F021B3MA033	138	F021B46A018
145	F021B2KD012	142	F021B34A001	136	F021B3AA030	141	F021B3GA012	149	F021B3MD001	138	F021B46A030
145	F021B2KD018	142	F021B34A006	136	F021B3AA033	141	F021B3GA018	149	F021B3MD006	138	F021B46A033
145	F021B2KD030	142	F021B34A012	139	F021B3BA001	141	F021B3GA030	149	F021B3MD012	144	F021B46D001
145	F021B2KD033	142	F021B34A018	139	F021B3BA006	141	F021B3GA033	149	F021B3MD018	144	F021B46D006
141	F021B2LA001	142	F021B34A030	139	F021B3BA012	147	F021B3GD001	149	F021B3MD030	144	F021B46D012
141	F021B2LA006	142	F021B34A033	139	F021B3BA018	147	F021B3GD006	149	F021B3MD033	144	F021B46D018
141	F021B2LA012	148	F021B34D001	139	F021B3BA030	147	F021B3GD012	136	F021B41A001	144	F021B46D030
141	F021B2LA018	148	F021B34D006	139	F021B3BA033	147	F021B3GD018	136	F021B41A006	144	F021B46D033
141	F021B2LA030	148	F021B34D012	144	F021B3BD001	147	F021B3GD030	136	F021B41A012	140	F021B47A001
141	F021B2LA033	148	F021B34D018	144	F021B3BD006	147	F021B3GD033	136	F021B41A018	140	F021B47A006
147	F021B2LD001	148	F021B34D030	144	F021B3BD012	143	F021B3HA001	136	F021B41A030	140	F021B47A012
147	F021B2LD006	148	F021B34D033	144	F021B3BD018	143	F021B3HA006	136	F021B41A033	140	F021B47A018
147	F021B2LD012	136	F021B35A001	144	F021B3BD030	143	F021B3HA012	138	F021B42A001	140	F021B47A030
147	F021B2LD018	136	F021B35A006	144	F021B3BD033	143	F021B3HA018	138	F021B42A006	140	F021B47A033
147	F021B2LD030	136	F021B35A012	141	F021B3CA001	143	F021B3HA030	138	F021B42A012	146	F021B47D001
147	F021B2LD033	136	F021B35A018	141	F021B3CA006	143	F021B3HA033	138	F021B42A018	146	F021B47D006
143	F021B2MA001	136	F021B35A030	141	F021B3CA012	149	F021B3HD001	138	F021B42A030	146	F021B47D012
143	F021B2MA006	136	F021B35A033	141	F021B3CA018	149	F021B3HD006	138	F021B42A033	146	F021B47D018
143	F021B2MA012	138	F021B36A001	141	F021B3CA030	149	F021B3HD012	144	F021B42D001	146	F021B47D030
143	F021B2MA018	138	F021B36A006	141	F021B3CA033	149	F021B3HD018	144	F021B42D006	146	F021B47D033
143	F021B2MA030	138	F021B36A012	146	F021B3CD001	149	F021B3HD030	144	F021B42D012	142	F021B48A001
143	F021B2MA033	138	F021B36A018	146	F021B3CD006	149	F021B3HD033	144	F021B42D018	142	F021B48A006
149	F021B2MD001	138	F021B36A030	146	F021B3CD012	137	F021B3JA001	144	F021B42D030	142	F021B48A012
149	F021B2MD006	138	F021B36A033	146	F021B3CD018	137	F021B3JA006	144	F021B42D033	142	F021B48A018
149	F021B2MD012	144	F021B36D001	146	F021B3CD030	137	F021B3JA012	140	F021B43A001	142	F021B48A030
149	F021B2MD018	144	F021B36D006	146	F021B3CD033	137	F021B3JA018	140	F021B43A006	142	F021B48A033
149	F021B2MD030	144	F021B36D012	143	F021B3DA001	137	F021B3JA030	140	F021B43A012	148	F021B48D001
149	F021B2MD033	144	F021B36D018	143	F021B3DA006	137	F021B3JA033	140	F021B43A018	148	F021B48D006
136	F021B31A001	144	F021B36D030	143	F021B3DA012	139	F021B3KA001	140	F021B43A030	148	F021B48D012
136	F021B31A006	144	F021B36D033	143	F021B3DA018	139	F021B3KA006	140	F021B43A033	148	F021B48D018
136	F021B31A012	140	F021B37A001	143	F021B3DA030	139	F021B3KA012	146	F021B43D001	148	F021B48D030
136	F021B31A018	140	F021B37A006	143	F021B3DA033	139	F021B3KA018	146	F021B43D006	148	F021B48D033
136	F021B31A030	140	F021B37A012	148	F021B3DD001	139	F021B3KA030	146	F021B43D012	136	F021B48AA001
136	F021B31A033	140	F021B37A018	148	F021B3DD006	139	F021B3KA033	146	F021B43D018	136	F021B48AA006
138	F021B32A001	140	F021B37A030	148	F021B3DD012	145	F021B3KD001	146	F021B43D030	136	F021B48AA012
138	F021B32A006	140	F021B37A033	148	F021B3DD018	145	F021B3KD006	146	F021B43D033	136	F021B48AA018
138	F021B32A012	146	F021B37D001	148	F021B3DD030	145	F021B3KD012	142	F021B44A001	136	F021B48AA030
138	F021B32A018	146	F021B37D006	148	F021B3DD033	145	F021B3KD018	142	F021B44A006	136	F021B48AA033
138	F021B32A030	146	F021B37D012	137	F021B3EA001	145	F021B3KD030	142	F021B44A012	139	F021B48AA001
138	F021B32A033	146	F021B37D018	137	F021B3EA006	145	F021B3KD033	142	F021B44A018	139	F021B48AA006
144	F021B32D001	146	F021B37D030	137	F021B3EA012	141	F021B3LA001	142	F021B44A030	139	F021B48AA012
144	F021B32D006	146	F021B37D033	137	F021B3EA018	141	F021B3LA006	142	F021B44A033	139	F021B48AA018
144	F021B32D012	142	F021B38A001	137	F021B3EA030	141	F021B3LA012	148	F021B44D001	139	F021B48AA030
144	F021B32D018	142	F021B38A006	137	F021B3EA033	141	F021B3LA018	148	F021B44D006	139	F021B48AA033
144	F021B32D030	142	F021B38A012	139	F021B3FA001	141	F021B3LA030	148	F021B44D012	144	F021B48D001
144	F021B32D033	142	F021B38A018	139	F021B3FA006	141	F021B3LA033	148	F021B44D018	144	F021B48D006
140	F021B33A001	142	F021B38A030	139	F021B3FA012	147	F021B3LD001	148	F021B44D030	144	F021B48D012
140	F021B33A006	142	F021B38A033	139	F021B3FA018	147	F021B3LD006	148	F021B44D033	144	F021B48D018
140	F021B33A012	148	F021B38D001	139	F021B3FA030	147	F021B3LD012	136	F021B45A001	144	F021B48D030
140	F021B33A018	148	F021B38D006	139	F021B3FA033	147	F021B3LD018	136	F021B45A006	144	F021B48D033
140	F021B33A030	148	F021B38D012	145	F021B3FD001	147	F021B3LD030	136	F021B45A012	141	F021B4CA001
140	F021B33A033	148	F021B38D018	145	F021B3FD006	147	F021B3LD033	136	F021B45A018	141	F021B4CA006
146	F021B33D001	148	F021B38D030	145	F021B3FD012	143	F021B3MA001	136	F021B45A030	141	F021B4CA012
146	F021B33D006	148	F021B38D033	145	F021B3FD018	143	F021B3MA006	136	F021B45A033	141	F021B4CA018
146	F021B33D012	136	F021B3AA001	145	F021B3FD030	143	F021B3MA012	138	F021B46A001	141	F021B4CA030
146	F021B33D018	136	F021B3AA006	145	F021B3FD033	143	F021B3MA018	138	F021B46A006	141	F021B4CA033

Page	Reference	Page	Reference	Page	Reference	Page	Reference	Page	Reference	Page	Reference
146	F021B4CD001	149	F021B4HD030	140	F021C23A012	139	F021C2BA001	147	F021C2GD030	144	F021C32D012
146	F021B4CD006	149	F021B4HD033	140	F021C23A018	139	F021C2BA006	147	F021C2GD033	144	F021C32D018
146	F021B4CD012	137	F021B4JA001	140	F021C23A030	139	F021C2BA012	143	F021C2HA001	144	F021C32D030
146	F021B4CD018	137	F021B4JA006	140	F021C23A033	139	F021C2BA018	143	F021C2HA006	144	F021C32D033
146	F021B4CD030	137	F021B4JA012	146	F021C23D001	139	F021C2BA030	143	F021C2HA012	140	F021C33A001
146	F021B4CD033	137	F021B4JA018	146	F021C23D006	139	F021C2BA033	143	F021C2HA018	140	F021C33A006
143	F021B4DA001	137	F021B4JA030	146	F021C23D012	144	F021C2BD001	143	F021C2HA030	140	F021C33A012
143	F021B4DA006	137	F021B4JA033	146	F021C23D018	144	F021C2BD006	143	F021C2HA033	140	F021C33A018
143	F021B4DA012	139	F021B4KA001	146	F021C23D030	144	F021C2BD012	149	F021C2HD001	140	F021C33A030
143	F021B4DA018	139	F021B4KA006	146	F021C23D033	144	F021C2BD018	149	F021C2HD006	140	F021C33A033
143	F021B4DA030	139	F021B4KA012	142	F021C24A001	144	F021C2BD030	149	F021C2HD012	146	F021C33D001
143	F021B4DA033	139	F021B4KA018	142	F021C24A006	144	F021C2BD033	149	F021C2HD018	146	F021C33D006
148	F021B4DD001	139	F021B4KA030	142	F021C24A012	141	F021C2CA001	149	F021C2HD030	146	F021C33D012
148	F021B4DD006	139	F021B4KA033	142	F021C24A018	141	F021C2CA006	149	F021C2HD033	146	F021C33D018
148	F021B4DD012	145	F021B4KD001	142	F021C24A030	141	F021C2CA012	139	F021C2KA001	146	F021C33D030
148	F021B4DD018	145	F021B4KD006	142	F021C24A033	141	F021C2CA018	139	F021C2KA006	146	F021C33D033
148	F021B4DD030	145	F021B4KD012	148	F021C24D001	141	F021C2CA030	139	F021C2KA012	142	F021C34A001
148	F021B4DD033	145	F021B4KD018	148	F021C24D006	141	F021C2CA033	139	F021C2KA018	142	F021C34A006
137	F021B4EA001	145	F021B4KD030	148	F021C24D012	146	F021C2CD001	139	F021C2KA030	142	F021C34A012
137	F021B4EA006	145	F021B4KD033	148	F021C24D018	146	F021C2CD006	139	F021C2KA033	142	F021C34A018
137	F021B4EA012	141	F021B4LA001	148	F021C24D030	146	F021C2CD012	145	F021C2KD001	142	F021C34A030
137	F021B4EA018	141	F021B4LA006	148	F021C24D033	146	F021C2CD018	145	F021C2KD006	142	F021C34A033
137	F021B4EA030	141	F021B4LA012	138	F021C26A001	146	F021C2CD030	145	F021C2KD012	148	F021C34D001
137	F021B4EA033	141	F021B4LA018	138	F021C26A006	146	F021C2CD033	145	F021C2KD018	148	F021C34D006
139	F021B4FA001	141	F021B4LA030	138	F021C26A012	143	F021C2DA001	145	F021C2KD030	148	F021C34D012
139	F021B4FA006	141	F021B4LA033	138	F021C26A018	143	F021C2DA006	145	F021C2KD033	148	F021C34D018
139	F021B4FA012	147	F021B4LD001	138	F021C26A030	143	F021C2DA012	141	F021C2LA001	148	F021C34D030
139	F021B4FA018	147	F021B4LD006	138	F021C26A033	143	F021C2DA018	141	F021C2LA006	148	F021C34D033
139	F021B4FA030	147	F021B4LD012	144	F021C26D001	143	F021C2DA030	141	F021C2LA012	138	F021C36A001
139	F021B4FA033	147	F021B4LD018	144	F021C26D006	143	F021C2DA033	141	F021C2LA018	138	F021C36A006
145	F021B4FD001	147	F021B4LD030	144	F021C26D012	148	F021C2DD001	141	F021C2LA030	138	F021C36A012
145	F021B4FD006	147	F021B4LD033	144	F021C26D018	148	F021C2DD006	141	F021C2LA033	138	F021C36A018
145	F021B4FD012	143	F021B4MA001	144	F021C26D030	148	F021C2DD012	147	F021C2LD001	138	F021C36A030
145	F021B4FD018	143	F021B4MA006	144	F021C26D033	148	F021C2DD018	147	F021C2LD006	138	F021C36A033
145	F021B4FD030	143	F021B4MA012	140	F021C27A001	148	F021C2DD030	147	F021C2LD012	144	F021C36D001
145	F021B4FD033	143	F021B4MA018	140	F021C27A006	148	F021C2DD033	147	F021C2LD018	144	F021C36D006
141	F021B4GA001	143	F021B4MA030	140	F021C27A012	139	F021C2FA001	147	F021C2LD030	144	F021C36D012
141	F021B4GA006	143	F021B4MA033	140	F021C27A018	139	F021C2FA006	147	F021C2LD033	144	F021C36D018
141	F021B4GA012	149	F021B4MD001	140	F021C27A030	139	F021C2FA012	143	F021C2MA001	144	F021C36D030
141	F021B4GA018	149	F021B4MD006	140	F021C27A033	139	F021C2FA018	143	F021C2MA006	144	F021C36D033
141	F021B4GA030	149	F021B4MD012	146	F021C27D001	139	F021C2FA030	143	F021C2MA012	140	F021C37A001
141	F021B4GA033	149	F021B4MD018	146	F021C27D006	139	F021C2FA033	143	F021C2MA018	140	F021C37A006
147	F021B4GD001	149	F021B4MD030	146	F021C27D012	145	F021C2FD001	143	F021C2MA030	140	F021C37A012
147	F021B4GD006	149	F021B4MD033	146	F021C27D018	145	F021C2FD006	143	F021C2MA033	140	F021C37A018
147	F021B4GD012	138	F021C22A001	146	F021C27D030	145	F021C2FD012	149	F021C2MD001	140	F021C37A030
147	F021B4GD018	138	F021C22A006	146	F021C27D033	145	F021C2FD018	149	F021C2MD006	140	F021C37A033
147	F021B4GD030	138	F021C22A012	142	F021C28A001	145	F021C2FD030	149	F021C2MD012	146	F021C37D001
147	F021B4GD033	138	F021C22A018	142	F021C28A006	145	F021C2FD033	149	F021C2MD018	146	F021C37D006
143	F021B4HA001	138	F021C22A030	142	F021C28A012	141	F021C2GA001	149	F021C2MD030	146	F021C37D012
143	F021B4HA006	138	F021C22A033	142	F021C28A018	141	F021C2GA006	149	F021C2MD033	146	F021C37D018
143	F021B4HA012	144	F021C22D001	142	F021C28A030	141	F021C2GA012	138	F021C32A001	146	F021C37D030
143	F021B4HA018	144	F021C22D006	142	F021C28A033	141	F021C2GA018	138	F021C32A006	146	F021C37D033
143	F021B4HA030	144	F021C22D012	148	F021C28D001	141	F021C2GA030	138	F021C32A012	142	F021C38A001
143	F021B4HA033	144	F021C22D018	148	F021C28D006	141	F021C2GA033	138	F021C32A018	142	F021C38A006
149	F021B4HD001	144	F021C22D030	148	F021C28D012	147	F021C2GD001	138	F021C32A030	142	F021C38A012
149	F021B4HD006	144	F021C22D033	148	F021C28D018	147	F021C2GD006	138	F021C32A033	142	F021C38A018
149	F021B4HD012	140	F021C23A001	148	F021C28D030	147	F021C2GD012	144	F021C32D001	142	F021C38A030
149	F021B4HD018	140	F021C23A006	148	F021C28D033	147	F021C2GD018	144	F021C32D006	142	F021C38A033

Page	Reference	Page	Reference	Page	Reference	Page	Reference	Page	Reference	Page	Reference
148	F021C38D001	141	F021C3GA030	138	F021C42A012	146	F021C47D033	145	F021C4FD018	149	F021C4MD006
148	F021C38D006	141	F021C3GA033	138	F021C42A018	142	F021C48A001	145	F021C4FD030	149	F021C4MD012
148	F021C38D012	147	F021C3GD001	138	F021C42A030	142	F021C48A006	145	F021C4FD033	149	F021C4MD018
148	F021C38D018	147	F021C3GD006	138	F021C42A033	142	F021C48A012	141	F021C4GA001	149	F021C4MD030
148	F021C38D030	147	F021C3GD012	144	F021C42D001	142	F021C48A018	141	F021C4GA006	149	F021C4MD033
148	F021C38D033	147	F021C3GD018	144	F021C42D006	142	F021C48A030	141	F021C4GA012	152	F021G2JA001
139	F021C3BA001	147	F021C3GD030	144	F021C42D012	142	F021C48A033	141	F021C4GA018	152	F021G2JA006
139	F021C3BA006	147	F021C3GD033	144	F021C42D018	148	F021C48D001	141	F021C4GA030	152	F021G2JA012
139	F021C3BA012	143	F021C3HA001	144	F021C42D030	148	F021C48D006	141	F021C4GA033	152	F021G2JA018
139	F021C3BA018	143	F021C3HA006	144	F021C42D033	148	F021C48D012	147	F021C4GD001	152	F021G2JA030
139	F021C3BA030	143	F021C3HA012	140	F021C43A001	148	F021C48D018	147	F021C4GD006	152	F021G2JA033
139	F021C3BA033	143	F021C3HA018	140	F021C43A006	148	F021C48D030	147	F021C4GD012	152	F021G2KA001
144	F021C3BD001	143	F021C3HA030	140	F021C43A012	148	F021C48D033	147	F021C4GD018	152	F021G2KA006
144	F021C3BD006	143	F021C3HA033	140	F021C43A018	139	F021C4BA001	147	F021C4GD030	152	F021G2KA012
144	F021C3BD012	149	F021C3HD001	140	F021C43A030	139	F021C4BA006	147	F021C4GD033	152	F021G2KA018
144	F021C3BD018	149	F021C3HD006	140	F021C43A033	139	F021C4BA012	143	F021C4HA001	152	F021G2KA030
144	F021C3BD030	149	F021C3HD012	146	F021C43D001	139	F021C4BA018	143	F021C4HA006	152	F021G2KA033
144	F021C3BD033	149	F021C3HD018	146	F021C43D006	139	F021C4BA030	143	F021C4HA012	154	F021G2KD001
141	F021C3CA001	149	F021C3HD030	146	F021C43D012	139	F021C4BA033	143	F021C4HA018	154	F021G2KD006
141	F021C3CA006	149	F021C3HD033	146	F021C43D018	144	F021C4BD001	143	F021C4HA030	154	F021G2KD012
141	F021C3CA012	139	F021C3KA001	146	F021C43D030	144	F021C4BD006	143	F021C4HA033	154	F021G2KD018
141	F021C3CA018	139	F021C3KA006	146	F021C43D033	144	F021C4BD012	149	F021C4HD001	154	F021G2KD030
141	F021C3CA030	139	F021C3KA012	142	F021C44A001	144	F021C4BD018	149	F021C4HD006	154	F021G2KD033
141	F021C3CA033	139	F021C3KA018	142	F021C44A006	144	F021C4BD030	149	F021C4HD012	153	F021G2LA001
146	F021C3CD001	139	F021C3KA030	142	F021C44A012	144	F021C4BD033	149	F021C4HD018	153	F021G2LA006
146	F021C3CD006	139	F021C3KA033	142	F021C44A018	141	F021C4CA001	149	F021C4HD030	153	F021G2LA012
146	F021C3CD012	145	F021C3KD001	142	F021C44A030	141	F021C4CA006	149	F021C4HD033	153	F021G2LA018
146	F021C3CD018	145	F021C3KD006	142	F021C44A033	141	F021C4CA012	139	F021C4KA001	153	F021G2LA030
146	F021C3CD030	145	F021C3KD012	148	F021C44D001	141	F021C4CA018	139	F021C4KA006	153	F021G2LA033
146	F021C3CD033	145	F021C3KD018	148	F021C44D006	141	F021C4CA030	139	F021C4KA012	154	F021G2LD001
143	F021C3DA001	145	F021C3KD030	148	F021C44D012	141	F021C4CA033	139	F021C4KA018	154	F021G2LD006
143	F021C3DA006	145	F021C3KD033	148	F021C44D018	146	F021C4CD001	139	F021C4KA030	154	F021G2LD012
143	F021C3DA012	141	F021C3LA001	148	F021C44D030	146	F021C4CD006	139	F021C4KA033	154	F021G2LD018
143	F021C3DA018	141	F021C3LA006	148	F021C44D033	146	F021C4CD012	145	F021C4KD001	154	F021G2LD030
143	F021C3DA030	141	F021C3LA012	138	F021C46A001	146	F021C4CD018	145	F021C4KD006	154	F021G2LD033
143	F021C3DA033	141	F021C3LA018	138	F021C46A006	146	F021C4CD030	145	F021C4KD012	153	F021G2MA001
148	F021C3DD001	141	F021C3LA030	138	F021C46A012	146	F021C4CD033	145	F021C4KD018	153	F021G2MA006
148	F021C3DD006	141	F021C3LA033	139	F021C46A018	143	F021C4DA001	145	F021C4KD030	153	F021G2MA012
148	F021C3DD012	147	F021C3LD001	138	F021C46A018	143	F021C4DA006	145	F021C4KD033	153	F021G2MA018
148	F021C3DD018	147	F021C3LD006	138	F021C46A030	143	F021C4DA012	141	F021C4LA001	153	F021G2MA030
148	F021C3DD030	147	F021C3LD012	138	F021C46A033	143	F021C4DA018	141	F021C4LA006	153	F021G2MA033
148	F021C3DD033	147	F021C3LD018	144	F021C46D001	143	F021C4DA030	141	F021C4LA012	155	F021G2MD001
139	F021C3FA001	147	F021C3LD030	144	F021C46D006	143	F021C4DA033	141	F021C4LA018	155	F021G2MD006
139	F021C3FA006	147	F021C3LD033	144	F021C46D012	148	F021C4DD001	141	F021C4LA030	155	F021G2MD012
139	F021C3FA012	143	F021C3MA001	144	F021C46D018	148	F021C4DD006	141	F021C4LA033	155	F021G2MD018
139	F021C3FA018	143	F021C3MA006	144	F021C46D030	148	F021C4DD012	147	F021C4LD001	155	F021G2MD030
139	F021C3FA030	143	F021C3MA012	144	F021C46D033	148	F021C4DD018	147	F021C4LD006	155	F021G2MD033
139	F021C3FA033	143	F021C3MA018	140	F021C47A001	148	F021C4DD030	147	F021C4LD012	152	F021G3JA001
145	F021C3FD001	143	F021C3MA030	140	F021C47A006	148	F021C4DD033	147	F021C4LD018	152	F021G3JA006
145	F021C3FD006	143	F021C3MA033	140	F021C47A012	139	F021C4FA001	147	F021C4LD030	152	F021G3JA012
145	F021C3FD012	149	F021C3MD001	140	F021C47A018	139	F021C4FA006	147	F021C4LD033	152	F021G3JA018
145	F021C3FD018	149	F021C3MD006	140	F021C47A030	139	F021C4FA012	143	F021C4MA001	152	F021G3JA030
145	F021C3FD030	149	F021C3MD012	140	F021C47A033	139	F021C4FA018	143	F021C4MA006	152	F021G3JA033
145	F021C3FD033	149	F021C3MD018	146	F021C47D001	139	F021C4FA030	143	F021C4MA012	152	F021G3KA001
141	F021C3GA001	149	F021C3MD030	146	F021C47D006	139	F021C4FA033	143	F021C4MA018	152	F021G3KA006
141	F021C3GA006	149	F021C3MD033	146	F021C47D012	145	F021C4FD001	143	F021C4MA030	152	F021G3KA012
141	F021C3GA012	138	F021C42A001	146	F021C47D018	145	F021C4FD006	143	F021C4MA033	152	F021G3KA018
141	F021C3GA018	138	F021C42A006	146	F021C47D030	145	F021C4FD012	149	F021C4MD001	152	F021G3KA030

Page	Reference	Page	Reference	Page	Reference	Page	Reference	Page	Reference	Page	Reference
152	F021G3KA033	154	F021G4LD018	153	F021H3MA006	153	F021J2MA033	153	F021J4LA018	156	F021LTMD006
154	F021G3KD001	154	F021G4LD030	153	F021H3MA012	155	F021J2MD001	153	F021J4LA030	156	F021LTMD012
154	F021G3KD006	154	F021G4LD033	153	F021H3MA018	155	F021J2MD006	153	F021J4LA033	156	F021LTMD018
154	F021G3KD012	153	F021G4MA001	153	F021H3MA030	155	F021J2MD012	154	F021J4LD001	156	F021LTMD030
154	F021G3KD018	153	F021G4MA006	153	F021H3MA033	155	F021J2MD018	154	F021J4LD006	156	F021LTMD033
154	F021G3KD030	153	F021G4MA012	152	F021H4JA001	155	F021J2MD030	154	F021J4LD012	150	F021MRKJ001
154	F021G3KD033	153	F021G4MA018	152	F021H4JA006	155	F021J2MD033	154	F021J4LD018	150	F021MRKJ006
153	F021G3LA001	153	F021G4MA030	152	F021H4JA012	152	F021J3KA001	154	F021J4LD030	150	F021MRKJ012
153	F021G3LA006	153	F021G4MA033	152	F021H4JA018	152	F021J3KA006	154	F021J4LD033	150	F021MRKJ018
153	F021G3LA012	155	F021G4MD001	152	F021H4JA030	152	F021J3KA012	153	F021J4MA001	150	F021MRKJ030
153	F021G3LA018	155	F021G4MD006	152	F021H4JA033	152	F021J3KA018	153	F021J4MA006	150	F021MRKJ033
153	F021G3LA030	155	F021G4MD012	152	F021H4KA001	152	F021J3KA030	153	F021J4MA012	150	F021MRLJ001
153	F021G3LA033	155	F021G4MD018	152	F021H4KA006	152	F021J3KA033	153	F021J4MA018	150	F021MRLJ006
154	F021G3LD001	155	F021G4MD030	152	F021H4KA012	154	F021J3KD001	153	F021J4MA030	150	F021MRLJ012
154	F021G3LD006	155	F021G4MD033	152	F021H4KA018	154	F021J3KD006	153	F021J4MA033	150	F021MRLJ018
154	F021G3LD012	152	F021H2JA001	152	F021H4KA030	154	F021J3KD012	155	F021J4MD001	150	F021MRLJ030
154	F021G3LD018	152	F021H2JA006	152	F021H4KA033	154	F021J3KD018	155	F021J4MD006	150	F021MRLJ033
154	F021G3LD030	152	F021H2JA012	153	F021H4LA001	154	F021J3KD030	155	F021J4MD012	150	F021MRMJ001
154	F021G3LD033	152	F021H2JA018	153	F021H4LA006	154	F021J3KD033	155	F021J4MD018	150	F021MRMJ006
153	F021G3MA001	152	F021H2JA030	153	F021H4LA012	153	F021J3LA001	155	F021J4MD030	150	F021MRMJ012
153	F021G3MA006	152	F021H2JA033	153	F021H4LA018	153	F021J3LA006	155	F021J4MD033	150	F021MRMJ018
153	F021G3MA012	152	F021H2KA001	153	F021H4LA030	153	F021J3LA012	156	F021KTJD001	150	F021MRMJ030
153	F021G3MA018	152	F021H2KA006	153	F021H4LA033	153	F021J3LA018	156	F021KTJD006	150	F021MRMJ033
153	F021G3MA030	152	F021H2KA012	153	F021H4MA001	153	F021J3LA030	156	F021KTJD012	150	F021MRMJ001
153	F021G3MA033	152	F021H2KA018	153	F021H4MA006	153	F021J3LA033	156	F021KTJD018	150	F021MRMJ006
155	F021G3MD001	152	F021H2KA030	153	F021H4MA012	154	F021J3LD001	156	F021KTJD030	150	F021MRMJ012
155	F021G3MD006	152	F021H2KA033	153	F021H4MA018	154	F021J3LD006	156	F021KTJD033	150	F021MRMJ018
155	F021G3MD012	153	F021H2LA001	153	F021H4MA030	154	F021J3LD012	156	F021KTKD001	150	F021MRMJ030
155	F021G3MD018	153	F021H2LA006	153	F021H4MA033	154	F021J3LD018	156	F021KTKD006	150	F021MRMJ033
155	F021G3MD030	153	F021H2LA012	152	F021J2KA001	154	F021J3LD030	156	F021KTKD012	150	F021MWLJ001
155	F021G3MD033	153	F021H2LA018	152	F021J2KA006	154	F021J3LD033	156	F021KTKD018	150	F021MWLJ006
152	F021G4JA001	153	F021H2LA030	152	F021J2KA012	153	F021J3MA001	156	F021KTKD030	150	F021MWLJ012
152	F021G4JA006	153	F021H2LA033	152	F021J2KA018	153	F021J3MA006	156	F021KTKD033	150	F021MWLJ018
152	F021G4JA012	153	F021H2MA001	152	F021J2KA030	153	F021J3MA012	156	F021KTLD001	150	F021MWLJ030
152	F021G4JA018	153	F021H2MA006	152	F021J2KA033	153	F021J3MA018	156	F021KTLD006	150	F021MWLJ033
152	F021G4JA030	153	F021H2MA012	154	F021J2KD001	153	F021J3MA030	156	F021KTLD012	150	F021MWMJ001
152	F021G4JA033	153	F021H2MA018	154	F021J2KD006	153	F021J3MA033	156	F021KTLD018	150	F021MWMJ006
152	F021G4KA001	153	F021H2MA030	154	F021J2KD012	155	F021J3MD001	156	F021KTLD030	150	F021MWMJ012
152	F021G4KA006	153	F021H2MA033	154	F021J2KD018	155	F021J3MD006	156	F021KTLD033	150	F021MWMJ018
152	F021G4KA012	152	F021H3JA001	154	F021J2KD030	155	F021J3MD012	156	F021KTMD001	150	F021MWMJ030
152	F021G4KA018	152	F021H3JA006	154	F021J2KD033	155	F021J3MD018	156	F021KTMD006	150	F021MWMJ033
152	F021G4KA030	152	F021H3JA012	153	F021J2LA001	155	F021J3MD030	156	F021KTMD012	151	F021PTKD001
152	F021G4KA033	152	F021H3JA018	153	F021J2LA006	155	F021J3MD033	156	F021KTMD018	151	F021PTKD006
154	F021G4KD001	152	F021H3JA030	153	F021J2LA012	152	F021J4KA001	156	F021KTMD030	151	F021PTKD012
154	F021G4KD006	152	F021H3JA033	153	F021J2LA018	152	F021J4KA006	156	F021KTMD033	151	F021PTKD018
154	F021G4KD012	152	F021H3KA001	153	F021J2LA030	152	F021J4KA012	156	F021LTKD001	151	F021PTKD030
154	F021G4KD018	152	F021H3KA006	153	F021J2LA033	152	F021J4KA018	156	F021LTKD006	151	F021PTKD033
154	F021G4KD030	152	F021H3KA012	154	F021J2LD001	152	F021J4KA030	156	F021LTKD012	151	F021PTLD001
154	F021G4KD033	152	F021H3KA018	154	F021J2LD006	152	F021J4KA033	156	F021LTKD018	151	F021PTLD006
153	F021G4LA001	152	F021H3KA030	154	F021J2LD012	154	F021J4KD001	156	F021LTKD030	151	F021PTLD012
153	F021G4LA006	152	F021H3KA033	154	F021J2LD018	154	F021J4KD006	156	F021LTKD033	151	F021PTLD018
153	F021G4LA012	153	F021H3LA001	154	F021J2LD030	154	F021J4KD012	156	F021LTLD001	151	F021PTLD030
153	F021G4LA018	153	F021H3LA006	154	F021J2LD033	154	F021J4KD018	156	F021LTLD006	151	F021PTLD033
153	F021G4LA030	153	F021H3LA012	153	F021J2MA001	154	F021J4KD030	156	F021LTLD012	151	F021PTMD001
153	F021G4LA033	153	F021H3LA018	153	F021J2MA006	154	F021J4KD033	156	F021LTLD018	151	F021PTMD006
154	F021G4LD001	153	F021H3LA030	153	F021J2MA012	153	F021J4LA001	156	F021LTLD030	151	F021PTMD012
154	F021G4LD006	153	F021H3LA033	153	F021J2MA018	153	F021J4LA006	156	F021LTLD033	151	F021PTMD018
154	F021G4LD012	153	F021H3MA001	153	F021J2MA030	153	F021J4LA012	156	F021LTMD001	151	F021PTMD030



Page Reference	Page Reference	Page Reference	Page Reference	Page Reference	Page Reference
151 F021PTMD033	110 F1111030	110 F1114033-300	111 F1118001-310	111 F1121012	112 F1142018-300
151 F021QTKD001	110 F1111030-300	110 F1114033-310	111 F1118006	111 F1121012-300	112 F1142018-310
151 F021QTKD006	110 F1111030-310	110 F1115001	111 F1118006-300	111 F1121012-310	112 F1142030
151 F021QTKD012	110 F1111033	110 F1115001-300	111 F1118006-310	111 F1121018	112 F1142030-300
151 F021QTKD018	110 F1111033-300	110 F1115001-310	111 F1118012	111 F1121018-300	112 F1142030-310
151 F021QTKD030	110 F1111033-310	110 F1115006	111 F1118012-300	111 F1121018-310	112 F1142033
151 F021QTKD033	110 F1112001	110 F1115006-300	111 F1118012-310	111 F1121030	112 F1142033-300
151 F021QTL001	110 F1112001-300	110 F1115006-310	111 F1118018	111 F1121030-300	112 F1142033-310
151 F021QTL006	110 F1112001-310	110 F1115012	111 F1118018-300	111 F1121030-310	112 F1143001
151 F021QTL012	110 F1112006	110 F1115012-300	111 F1118018-310	111 F1121033	112 F1143001-300
151 F021QTL018	110 F1112006-300	110 F1115012-310	111 F1118030	111 F1121033-300	112 F1143001-310
151 F021QTL030	110 F1112006-310	110 F1115018	111 F1118030-300	111 F1121033-310	112 F1143006
151 F021QTL033	110 F1112012	110 F1115018-300	111 F1118030-310	112 F1140001	112 F1143006-300
151 F021QTMD001	110 F1112012-300	110 F1115018-310	111 F1118033	112 F1140001-300	112 F1143006-310
151 F021QTMD006	110 F1112012-310	110 F1115030	111 F1118033-300	112 F1140001-310	112 F1143012
151 F021QTMD012	110 F1112018	110 F1115030-300	111 F1118033-310	112 F1140006	112 F1143012-300
151 F021QTMD018	110 F1112018-300	110 F1115030-310	111 F1119001	112 F1140006-300	112 F1143012-310
151 F021QTMD030	110 F1112018-310	110 F1115033	111 F1119001-300	112 F1140006-310	112 F1143018
151 F021QTMD033	110 F1112030	110 F1115033-300	111 F1119001-310	112 F1140012	112 F1143018-300
132 F021Z010000	110 F1112030-300	110 F1115033-310	111 F1119006	112 F1140012-300	112 F1143018-310
157 F021Z020000	110 F1112030-310	111 F1116001	111 F1119006-300	112 F1140012-310	112 F1143030
157 F021Z030000	110 F1112033	111 F1116001-300	111 F1119006-310	112 F1140018	112 F1143030-300
158 F021Z040000	110 F1112033-300	111 F1116001-310	111 F1119012	112 F1140018-300	112 F1143030-310
158 F021Z050000	110 F1112033-310	111 F1116006	111 F1119012-300	112 F1140018-310	112 F1143033
158 F021Z060000	110 F1113001	111 F1116006-300	111 F1119012-310	112 F1140030	112 F1143033-300
132 F021Z070000	110 F1113001-300	111 F1116006-310	111 F1119018	112 F1140030-300	112 F1143033-310
132 F021Z090000	110 F1113001-310	111 F1116012	111 F1119018-300	112 F1140030-310	112 F1144001
132 F021Z100000	110 F1113006	111 F1116012-300	111 F1119018-310	112 F1140033	112 F1144001-300
110 F1110001	110 F1113006-300	111 F1116012-310	111 F1119030	112 F1140033-300	112 F1144001-310
110 F1110001-300	110 F1113006-310	111 F1116018	111 F1119030-300	112 F1140033-310	112 F1144006
110 F1110001-310	110 F1113012	111 F1116018-300	111 F1119030-310	112 F1141001	112 F1144006-300
110 F1110006	110 F1113012-300	111 F1116018-310	111 F1119033	112 F1141001-300	112 F1144006-310
110 F1110006-300	110 F1113012-310	111 F1116030	111 F1119033-300	112 F1141001-310	112 F1144012
110 F1110006-310	110 F1113018	111 F1116030-300	111 F1119033-310	112 F1141006	112 F1144012-300
110 F1110012	110 F1113018-300	111 F1116030-310	111 F1120001	112 F1141006-300	112 F1144012-310
110 F1110012-300	110 F1113018-310	111 F1116033	111 F1120001-300	112 F1141006-310	112 F1144018
110 F1110012-310	110 F1113030	111 F1116033-300	111 F1120001-310	112 F1141012	112 F1144018-300
110 F1110018	110 F1113030-300	111 F1116033-310	111 F1120006	112 F1141012-300	112 F1144018-310
110 F1110018-300	110 F1113030-310	111 F1117001	111 F1120006-300	112 F1141012-310	112 F1144030
110 F1110018-310	110 F1113033	111 F1117001-300	111 F1120006-310	112 F1141018	112 F1144030-300
110 F1110030	110 F1113033-300	111 F1117001-310	111 F1120012	112 F1141018-300	112 F1144030-310
110 F1110030-300	110 F1113033-310	111 F1117006	111 F1120012-300	112 F1141018-310	112 F1144033
110 F1110030-310	110 F1114001	111 F1117006-300	111 F1120012-310	112 F1141030	112 F1144033-300
110 F1110033	110 F1114001-300	111 F1117006-310	111 F1120018	112 F1141030-300	112 F1144033-310
110 F1110033-300	110 F1114001-310	111 F1117012	111 F1120018-300	112 F1141030-310	112 F1145001
110 F1110033-310	110 F1114006	111 F1117012-300	111 F1120018-310	112 F1141033	112 F1145001-300
110 F1111001	110 F1114006-300	111 F1117012-310	111 F1120030	112 F1141033-300	112 F1145001-310
110 F1111001-300	110 F1114006-310	111 F1117018	111 F1120030-300	112 F1141033-310	112 F1145006
110 F1111001-310	110 F1114012	111 F1117018-300	111 F1120030-310	112 F1142001	112 F1145006-300
110 F1111006	110 F1114012-300	111 F1117018-310	111 F1120033	112 F1142001-300	112 F1145006-310
110 F1111006-300	110 F1114012-310	111 F1117030	111 F1120033-300	112 F1142001-310	112 F1145012
110 F1111006-310	110 F1114018	111 F1117030-300	111 F1120033-310	112 F1142006	112 F1145012-300
110 F1111012	110 F1114018-300	111 F1117030-310	111 F1121001	112 F1142006-300	112 F1145012-310
110 F1111012-300	110 F1114018-310	111 F1117033	111 F1121001-300	112 F1142006-310	112 F1145018
110 F1111012-310	110 F1114030	111 F1117033-300	111 F1121001-310	112 F1142012	112 F1145018-300
110 F1111018	110 F1114030-300	111 F1117033-310	111 F1121006	112 F1142012-300	112 F1145018-310
110 F1111018-300	110 F1114030-310	111 F1118001	111 F1121006-300	112 F1142012-310	112 F1145030
110 F1111018-310	110 F1114033	111 F1118001-300	111 F1121006-310	112 F1142018	112 F1145030-300

Page	Reference	Page	Reference	Page	Reference	Page	Reference	Page	Reference	Page	Reference
112	F1145030-310	113	F1149001	114	F1170006-300	114	F1173012-310	115	F1176030	115	F1179033-300
112	F1145033	113	F1149001-300	114	F1170006-310	114	F1173018	115	F1176030-300	115	F1179033-310
112	F1145033-300	113	F1149001-310	114	F1170012	114	F1173018-300	115	F1176030-310	115	F1180001
112	F1145033-310	113	F1149006	114	F1170012-300	114	F1173018-310	115	F1176033	115	F1180001-300
113	F1146001	113	F1149006-300	114	F1170012-310	114	F1173030	115	F1176033-300	115	F1180001-310
113	F1146001-300	113	F1149006-310	114	F1170018	114	F1173030-300	115	F1176033-310	115	F1180006
113	F1146001-310	113	F1149012	114	F1170018-300	114	F1173030-310	115	F1177001	115	F1180006-300
113	F1146006	113	F1149012-300	114	F1170018-310	114	F1173033	115	F1177001-300	115	F1180006-310
113	F1146006-300	113	F1149012-310	114	F1170030	114	F1173033-300	115	F1177001-310	115	F1180012
113	F1146006-310	113	F1149018	114	F1170030-300	114	F1173033-310	115	F1177006	115	F1180012-300
113	F1146012	113	F1149018-300	114	F1170030-310	114	F1174001	115	F1177006-300	115	F1180012-310
113	F1146012-300	113	F1149018-310	114	F1170033	114	F1174001-300	115	F1177006-310	115	F1180018
113	F1146012-310	113	F1149030	114	F1170033-300	114	F1174001-310	115	F1177012	115	F1180018-300
113	F1146018	113	F1149030-300	114	F1170033-310	114	F1174006	115	F1177012-300	115	F1180018-310
113	F1146018-300	113	F1149030-310	114	F1171001	114	F1174006-300	115	F1177012-310	115	F1180030
113	F1146018-310	113	F1149033	114	F1171001-300	114	F1174006-310	115	F1177018	115	F1180030-300
113	F1146030	113	F1149033-300	114	F1171001-310	114	F1174012	115	F1177018-300	115	F1180030-310
113	F1146030-300	113	F1149033-310	114	F1171006	114	F1174012-300	115	F1177018-310	115	F1180033
113	F1146030-310	113	F1150001	114	F1171006-300	114	F1174012-310	115	F1177030	115	F1180033-300
113	F1146033	113	F1150001-300	114	F1171006-310	114	F1174018	115	F1177030-300	115	F1180033-310
113	F1146033-300	113	F1150001-310	114	F1171012	114	F1174018-300	115	F1177030-310	115	F1181001
113	F1146033-310	113	F1150006	114	F1171012-300	114	F1174018-310	115	F1177033	115	F1181001-300
113	F1147001	113	F1150006-300	114	F1171012-310	114	F1174030	115	F1177033-300	115	F1181001-310
113	F1147001-300	113	F1150006-310	114	F1171018	114	F1174030-300	115	F1177033-310	115	F1181006
113	F1147001-310	113	F1150012	114	F1171018-300	114	F1174030-310	115	F1178001	115	F1181006-300
113	F1147006	113	F1150012-300	114	F1171018-310	114	F1174033	115	F1178001-300	115	F1181006-310
113	F1147006-300	113	F1150012-310	114	F1171030	114	F1174033-300	115	F1178001-310	115	F1181012
113	F1147006-310	113	F1150018	114	F1171030-300	114	F1174033-310	115	F1178006	115	F1181012-300
113	F1147012	113	F1150018-300	114	F1171030-310	114	F1175001	115	F1178006-300	115	F1181012-310
113	F1147012-300	113	F1150018-310	114	F1171033	114	F1175001-300	115	F1178006-310	115	F1181018
113	F1147012-310	113	F1150030	114	F1171033-300	114	F1175001-310	115	F1178012	115	F1181018-300
113	F1147018	113	F1150030-300	114	F1171033-310	114	F1175006	115	F1178012-300	115	F1181018-310
113	F1147018-300	113	F1150030-310	114	F1172001	114	F1175006-300	115	F1178012-310	115	F1181030
113	F1147018-310	113	F1150033	114	F1172001-300	114	F1175006-310	115	F1178018	115	F1181030-300
113	F1147030	113	F1150033-300	114	F1172001-310	114	F1175012	115	F1178018-300	115	F1181030-310
113	F1147030-300	113	F1150033-310	114	F1172006	114	F1175012-300	115	F1178018-310	115	F1181033
113	F1147030-310	113	F1151001	114	F1172006-300	114	F1175012-310	115	F1178030	115	F1181033-300
113	F1147033	113	F1151001-300	114	F1172006-310	114	F1175018	115	F1178030-300	115	F1181033-310
113	F1147033-300	113	F1151001-310	114	F1172012	114	F1175018-300	115	F1178030-310	132	F1203001
113	F1147033-310	113	F1151006	114	F1172012-300	114	F1175018-310	115	F1178033	132	F1203006
113	F1148001	113	F1151006-300	114	F1172012-310	114	F1175030	115	F1178033-300	132	F1203012
113	F1148001-300	113	F1151006-310	114	F1172018	114	F1175030-300	115	F1178033-310	132	F1203018
113	F1148001-310	113	F1151012	114	F1172018-300	114	F1175030-310	115	F1179001	132	F1203030
113	F1148006	113	F1151012-300	114	F1172018-310	114	F1175033	115	F1179001-300	132	F1203033
113	F1148006-300	113	F1151012-310	114	F1172030	114	F1175033-300	115	F1179001-310	132	F1204001
113	F1148006-310	113	F1151018	114	F1172030-300	114	F1175033-310	115	F1179006	132	F1204006
113	F1148012	113	F1151018-300	114	F1172030-310	115	F1176001	115	F1179006-300	132	F1204012
113	F1148012-300	113	F1151018-310	114	F1172033	115	F1176001-300	115	F1179006-310	132	F1204018
113	F1148012-310	113	F1151030	114	F1172033-300	115	F1176001-310	115	F1179012	132	F1204030
113	F1148018	113	F1151030-300	114	F1172033-310	115	F1176006	115	F1179012-300	132	F1204033
113	F1148018-300	113	F1151030-310	114	F1173001	115	F1176006-300	115	F1179012-310	49	F1207000
113	F1148018-310	113	F1151033	114	F1173001-300	115	F1176006-310	115	F1179018	49	F1208000
113	F1148030	113	F1151033-300	114	F1173001-310	115	F1176012	115	F1179018-300	44	F1209000
113	F1148030-300	113	F1151033-310	114	F1173006	115	F1176012-300	115	F1179018-310	45	F1210001
113	F1148030-310	114	F1170001	114	F1173006-300	115	F1176012-310	115	F1179030	45	F1210006
113	F1148033	114	F1170001-300	114	F1173006-310	115	F1176018	115	F1179030-300	45	F1210012
113	F1148033-300	114	F1170001-310	114	F1173012	115	F1176018-300	115	F1179030-310	45	F1210018
113	F1148033-310	114	F1170006	114	F1173012-300	115	F1176018-310	115	F1179033	45	F1210030

Page Reference	Page Reference	Page Reference	Page Reference	Page Reference	Page Reference
45 F1210033	46 F1230018	46 F1233030-300	46 F1236033-310	47 F1253018	48 F1271012-300
45 F1211001	46 F1230018-300	46 F1233030-310	46 F1237001	47 F1253030	48 F1271012-310
45 F1211006	46 F1230018-310	46 F1233033	46 F1237001-300	47 F1253033	48 F1271018
45 F1211012	46 F1230030	46 F1233033-300	46 F1237001-310	47 F1254001	48 F1271018-300
45 F1211018	46 F1230030-300	46 F1233033-310	46 F1237006	47 F1254006	48 F1271018-310
45 F1211030	46 F1230030-310	46 F1234001	46 F1237006-300	47 F1254012	48 F1271030
45 F1211033	46 F1230033	46 F1234001-300	46 F1237006-310	47 F1254018	48 F1271030-300
45 F1212001	46 F1230033-300	46 F1234001-310	46 F1237012	47 F1254030	48 F1271030-310
45 F1212006	46 F1230033-310	46 F1234006	46 F1237012-300	47 F1254033	48 F1271033
45 F1212012	46 F1231001	46 F1234006-300	46 F1237012-310	47 F1255001	48 F1271033-300
45 F1212018	46 F1231001-300	46 F1234006-310	46 F1237018	47 F1255006	48 F1271033-310
45 F1212030	46 F1231001-310	46 F1234012	46 F1237018-300	47 F1255012	48 F1272001
45 F1212033	46 F1231006	46 F1234012-300	46 F1237018-310	47 F1255018	48 F1272001-300
45 F1213001	46 F1231006-300	46 F1234012-310	46 F1237030	47 F1255030	48 F1272001-310
45 F1213006	46 F1231006-310	46 F1234018	46 F1237030-300	47 F1255033	48 F1272006
45 F1213012	46 F1231012	46 F1234018-300	46 F1237030-310	47 F1256001	48 F1272006-300
45 F1213018	46 F1231012-300	46 F1234018-310	46 F1237033	47 F1256006	48 F1272006-310
45 F1213030	46 F1231012-310	46 F1234030	46 F1237033-300	47 F1256012	48 F1272012
45 F1213033	46 F1231018	46 F1234030-300	46 F1237033-310	47 F1256018	48 F1272012-300
45 F1214001	46 F1231018-300	46 F1234030-310	46 F1238001	47 F1256030	48 F1272012-310
45 F1214006	46 F1231018-310	46 F1234033	46 F1238001-300	47 F1256033	48 F1272018
45 F1214012	46 F1231030	46 F1234033-300	46 F1238001-310	47 F1257001	48 F1272018-300
45 F1214018	46 F1231030-300	46 F1234033-310	46 F1238006	47 F1257006	48 F1272018-310
45 F1214030	46 F1231030-310	46 F1235001	46 F1238006-300	47 F1257012	48 F1272030
45 F1214033	46 F1231033	46 F1235001-300	46 F1238006-310	47 F1257018	48 F1272030-300
45 F1215001	46 F1231033-300	46 F1235001-310	46 F1238012	47 F1257030	48 F1272030-310
45 F1215006	46 F1231033-310	46 F1235006	46 F1238012-300	47 F1257033	48 F1272033
45 F1215012	46 F1232001	46 F1235006-300	46 F1238012-310	47 F1258001	48 F1272033-300
45 F1215018	46 F1232001-300	46 F1235006-310	46 F1238018	47 F1258006	48 F1272033-310
45 F1215030	46 F1232001-310	46 F1235012	46 F1238018-300	47 F1258012	48 F1273001
45 F1215033	46 F1232006	46 F1235012-300	46 F1238018-310	47 F1258018	48 F1273001-300
45 F1216001	46 F1232006-300	46 F1235012-310	46 F1238030	47 F1258030	48 F1273001-310
45 F1216006	46 F1232006-310	46 F1235018	46 F1238030-300	47 F1258033	48 F1273006
45 F1216012	46 F1232012	46 F1235018-300	46 F1238030-310	48 F1270001	48 F1273006-300
45 F1216018	46 F1232012-300	46 F1235018-310	46 F1238033	48 F1270001-300	48 F1273006-310
45 F1216030	46 F1232012-310	46 F1235030	46 F1238033-300	48 F1270001-310	48 F1273012
45 F1216033	46 F1232018	46 F1235030-300	46 F1238033-310	48 F1270006	48 F1273012-300
45 F1217001	46 F1232018-300	46 F1235030-310	47 F1250001	48 F1270006-300	48 F1273012-310
45 F1217006	46 F1232018-310	46 F1235033	47 F1250006	48 F1270006-310	48 F1273018
45 F1217012	46 F1232030	46 F1235033-300	47 F1250012	48 F1270012	48 F1273018-300
45 F1217018	46 F1232030-300	46 F1235033-310	47 F1250018	48 F1270012-300	48 F1273018-310
45 F1217030	46 F1232030-310	46 F1236001	47 F1250030	48 F1270012-310	48 F1273030
45 F1217033	46 F1232033	46 F1236001-300	47 F1250033	48 F1270018	48 F1273030-300
45 F1218001	46 F1232033-300	46 F1236001-310	47 F1251001	48 F1270018-300	48 F1273030-310
45 F1218006	46 F1232033-310	46 F1236006	47 F1251006	48 F1270018-310	48 F1273033
45 F1218012	46 F1233001	46 F1236006-300	47 F1251012	48 F1270030	48 F1273033-300
45 F1218018	46 F1233001-300	46 F1236006-310	47 F1251018	48 F1270030-300	48 F1273033-310
45 F1218030	46 F1233001-310	46 F1236012	47 F1251030	48 F1270030-310	48 F1274001
45 F1218033	46 F1233006	46 F1236012-300	47 F1251033	48 F1270033	48 F1274001-300
46 F1230001	46 F1233006-300	46 F1236012-310	47 F1252001	48 F1270033-300	48 F1274001-310
46 F1230001-300	46 F1233006-310	46 F1236018	47 F1252006	48 F1270033-310	48 F1274006
46 F1230001-310	46 F1233012	46 F1236018-300	47 F1252012	48 F1271001	48 F1274006-300
46 F1230006	46 F1233012-300	46 F1236018-310	47 F1252018	48 F1271001-300	48 F1274006-310
46 F1230006-300	46 F1233012-310	46 F1236030	47 F1252030	48 F1271001-310	48 F1274012
46 F1230006-310	46 F1233018	46 F1236030-300	47 F1252033	48 F1271006	48 F1274012-300
46 F1230012	46 F1233018-300	46 F1236030-310	47 F1253001	48 F1271006-300	48 F1274012-310
46 F1230012-300	46 F1233018-310	46 F1236033	47 F1253006	48 F1271006-310	48 F1274018
46 F1230012-310	46 F1233030	46 F1236033-300	47 F1253012	48 F1271012	48 F1274018-300



Page	Reference	Page	Reference	Page	Reference	Page	Reference	Page	Reference	Page	Reference
48	F1274018-310	48	F1277033	88	F1315006-300	88	F1317001-310	176	F2261033	104	F4354030
48	F1274030	48	F1277033-300	88	F1315006-310	88	F1317006	176	F2262001	104	F4354030-300
48	F1274030-300	48	F1277033-310	88	F1315012	88	F1317006-300	176	F2262006	104	F4354030-310
48	F1274030-310	48	F1278001	88	F1315012-300	88	F1317006-310	176	F2262012	104	F4354033
48	F1274033	48	F1278001-300	88	F1315012-310	88	F1317012	176	F2262018	104	F4354033-300
48	F1274033-300	48	F1278001-310	88	F1315018	88	F1317012-300	176	F2262030	104	F4354033-310
48	F1274033-310	48	F1278006	88	F1315018-300	88	F1317012-310	176	F2262033	104	F4355001
48	F1275001	48	F1278006-300	88	F1315018-310	88	F1317018	105	F4301000	104	F4355001-300
48	F1275001-300	48	F1278006-310	88	F1315030	88	F1317018-300	105	F4302000	104	F4355001-310
48	F1275001-310	48	F1278012	88	F1315030-300	88	F1317018-310	105	F4303000	104	F4355006
48	F1275006	48	F1278012-300	88	F1315030-310	88	F1317030	104	F4350001	104	F4355006-300
48	F1275006-300	48	F1278012-310	88	F1315033	88	F1317030-300	104	F4350006	104	F4355006-310
48	F1275006-310	48	F1278018	88	F1315033-300	88	F1317030-310	104	F4350012	104	F4355012
48	F1275012	48	F1278018-300	88	F1315033-310	88	F1317033	104	F4350018	104	F4355012-300
48	F1275012-300	48	F1278018-310	88	F1315087	88	F1317033-300	104	F4350030	104	F4355012-310
48	F1275012-310	48	F1278030	88	F1315087-300	88	F1317033-310	104	F4350033	104	F4355018
48	F1275018	48	F1278030-300	88	F1315087-310	88	F1317087	104	F4351001	104	F4355018-300
48	F1275018-300	48	F1278030-310	88	F1315089	88	F1317087-300	104	F4351006	104	F4355018-310
48	F1275018-310	48	F1278033	88	F1315089-300	88	F1317087-310	104	F4351012	104	F4355030
48	F1275030	48	F1278033-300	88	F1315089-310	88	F1317089	104	F4351018	104	F4355030-300
48	F1275030-300	48	F1278033-310	88	F1315090	88	F1317089-300	104	F4351030	104	F4355030-310
48	F1275030-310	88	F1310000	88	F1315090-300	88	F1317089-310	104	F4351033	104	F4355033
48	F1275033	88	F1310001	88	F1315090-310	88	F1317090	104	F4352001	104	F4355033-300
48	F1275033-300	88	F1310006	88	F1316000	88	F1317090-300	104	F4352006	104	F4355033-310
48	F1275033-310	88	F1310012	88	F1316000-300	88	F1317090-310	104	F4352012	105	F4356001
48	F1276001	88	F1310018	88	F1316000-310	89	F1318000	104	F4352018	105	F4356001-300
48	F1276001-300	88	F1310030	88	F1316001	44	F1330089	104	F4352030	105	F4356001-310
48	F1276001-310	88	F1310033	88	F1316001-300	44	F1331089	104	F4352033	105	F4356006
48	F1276006	88	F1310087	88	F1316001-310	44	F1332089	104	F4353001	105	F4356006-300
48	F1276006-300	88	F1310089	88	F1316006	176	F2250001	104	F4353001-300	105	F4356006-310
48	F1276006-310	88	F1310090	88	F1316006-300	176	F2250006	104	F4353001-310	105	F4356012
48	F1276012	88	F1311000	88	F1316006-310	176	F2250012	104	F4353006	105	F4356012-300
48	F1276012-300	88	F1311001	88	F1316012	176	F2250018	104	F4353006-300	105	F4356012-310
48	F1276012-310	88	F1311006	88	F1316012-300	176	F2250030	104	F4353006-310	105	F4356018
48	F1276018	88	F1311012	88	F1316012-310	176	F2250033	104	F4353012	105	F4356018-300
48	F1276018-300	88	F1311018	88	F1316018	176	F2251001	104	F4353012-300	105	F4356018-310
48	F1276018-310	88	F1311030	88	F1316018-300	176	F2251006	104	F4353012-310	105	F4356030
48	F1276030	88	F1311033	88	F1316018-310	176	F2251012	104	F4353018	105	F4356030-300
48	F1276030-300	88	F1311087	88	F1316030	176	F2251018	104	F4353018-300	105	F4356030-310
48	F1276030-310	88	F1311089	88	F1316030-300	176	F2251030	104	F4353018-310	105	F4356033
48	F1276033	88	F1311090	88	F1316030-310	176	F2251033	104	F4353030	105	F4356033-300
48	F1276033-300	88	F1312000	88	F1316033	176	F2252001	104	F4353030-300	105	F4356033-310
48	F1276033-310	88	F1312001	88	F1316033-300	176	F2252006	104	F4353030-310	105	F4357001
48	F1277001	88	F1312006	88	F1316033-310	176	F2252012	104	F4353033	105	F4357001-300
48	F1277001-300	88	F1312012	88	F1316087	176	F2252018	104	F4353033-300	105	F4357001-310
48	F1277001-310	88	F1312018	88	F1316087-300	176	F2252030	104	F4353033-310	105	F4357006
48	F1277006	88	F1312030	88	F1316087-310	176	F2252033	104	F4354001	105	F4357006-300
48	F1277006-300	88	F1312033	88	F1316089	176	F2260001	104	F4354001-300	105	F4357006-310
48	F1277006-310	88	F1312087	88	F1316089-300	176	F2260006	104	F4354001-310	105	F4357012
48	F1277012	88	F1312089	88	F1316089-310	176	F2260012	104	F4354006	105	F4357012-300
48	F1277012-300	88	F1312090	88	F1316090	176	F2260018	104	F4354006-300	105	F4357012-310
48	F1277012-310	88	F1315000	88	F1316090-300	176	F2260030	104	F4354006-310	105	F4357018
48	F1277018	88	F1315000-300	88	F1316090-310	176	F2260033	104	F4354012	105	F4357018-300
48	F1277018-300	88	F1315000-310	88	F1317000	176	F2261001	104	F4354012-300	105	F4357018-310
48	F1277018-310	88	F1315001	88	F1317000-300	176	F2261006	104	F4354012-310	105	F4357030
48	F1277030	88	F1315001-300	88	F1317000-310	176	F2261012	104	F4354018	105	F4357030-300
48	F1277030-300	88	F1315001-310	88	F1317001	176	F2261018	104	F4354018-300	105	F4357030-310
48	F1277030-310	88	F1315006	88	F1317001-300	176	F2261030	104	F4354018-310	105	F4357033

Page	Reference	Page	Reference	Page	Reference	Page	Reference	Page	Reference	Page	Reference
105	F4357033-300	166	F4578015	167	F4583046	168	F4588044-300	168	F4593015-310	96	F5970015
105	F4357033-310	166	F4578044	167	F4583046-300	168	F4588044-310	168	F4593044	96	F5970044
105	F4358001	166	F4578046	167	F4583046-310	168	F4588046	168	F4593044-300	96	F5970046
105	F4358001-300	166	F4578056	167	F4583056	168	F4588046-300	168	F4593044-310	96	F5970056
105	F4358001-310	167	F4579015	167	F4583056-300	168	F4588046-310	168	F4593046	96	F5971015
105	F4358006	167	F4579015-300	167	F4583056-310	168	F4588056	168	F4593046-300	96	F5971044
105	F4358006-300	167	F4579015-310	167	F4584015	168	F4588056-300	168	F4593046-310	96	F5971046
105	F4358006-310	167	F4579044	167	F4584015-300	168	F4588056-310	168	F4593056	96	F5971056
105	F4358012	167	F4579044-300	167	F4584015-310	168	F4589015	168	F4593056-300	96	F5980015
105	F4358012-300	167	F4579044-310	167	F4584044	168	F4589015-300	168	F4593056-310	96	F5980044
105	F4358012-310	167	F4579046	167	F4584044-300	168	F4589015-310	168	F4594015	96	F5980046
105	F4358018	167	F4579046-300	167	F4584044-310	168	F4589044	168	F4594015-300	96	F5980056
105	F4358018-300	167	F4579046-310	167	F4584046	168	F4589044-300	168	F4594015-310	96	F5981015
105	F4358018-310	167	F4579056	167	F4584046-300	168	F4589044-310	168	F4594044	96	F5981044
105	F4358030	167	F4579056-300	167	F4584046-310	168	F4589046	168	F4594044-300	96	F5981046
105	F4358030-300	167	F4579056-310	167	F4584056	168	F4589046-300	168	F4594044-310	96	F5981056
105	F4358030-310	167	F4580015	167	F4584056-300	168	F4589046-310	168	F4594046	83	F6268022
105	F4358033	167	F4580015-300	167	F4584056-310	168	F4589056	168	F4594046-300	83	F6268041
105	F4358033-300	167	F4580015-310	167	F4585015	168	F4589056-300	168	F4594046-310	83	F6367022
105	F4358033-310	167	F4580044	167	F4585015-300	168	F4589056-310	168	F4594056	83	F6367041
169	F4555000	167	F4580044-300	167	F4585015-310	168	F4590015	168	F4594056-300	82	F6468022
169	F4556000	167	F4580044-310	167	F4585044	168	F4590015-300	168	F4594056-310	82	F6468041
169	F4557000	167	F4580046	167	F4585044-300	168	F4590015-310	168	F4595015	82	F6469022
169	F4558000	167	F4580046-300	167	F4585044-310	168	F4590044	168	F4595015-300	82	F6469041
169	F4559000	167	F4580046-310	167	F4585046	168	F4590044-300	168	F4595015-310	19	F990B00A000
169	F4560000	167	F4580056	167	F4585046-300	168	F4590044-310	168	F4595044	19	F990B01A000
166	F4570015	167	F4580056-300	167	F4585046-310	168	F4590046	168	F4595044-300	19	F990B02A000
166	F4570044	167	F4580056-310	167	F4585056	168	F4590046-300	168	F4595044-310	19	F990B03A000
166	F4570046	167	F4581015	167	F4585056-300	168	F4590046-310	168	F4595046	19	F990B04A000
166	F4570056	167	F4581015-300	167	F4585056-310	168	F4590056	168	F4595046-300	19	F990B05A000
166	F4571015	167	F4581015-310	167	F4586015	168	F4590056-300	168	F4595046-310	133	F990B07A000
166	F4571044	167	F4581044	167	F4586015-300	168	F4590056-310	168	F4595056	133	F990B08A000
166	F4571046	167	F4581044-300	167	F4586015-310	168	F4591015	168	F4595056-300	133	F990B09A000
166	F4571056	167	F4581044-310	167	F4586044	168	F4591015-300	168	F4595056-310	158	F990B10A000
166	F4572015	167	F4581046	167	F4586044-300	168	F4591015-310	168	F4596015	158	F990B11A000
166	F4572044	167	F4581046-300	167	F4586044-310	168	F4591044	168	F4596015-300	158	F990B12A000
166	F4572046	167	F4581046-310	167	F4586046	168	F4591044-300	168	F4596015-310	158	F990B13A000
166	F4572056	167	F4581056	167	F4586046-300	168	F4591044-310	168	F4596044	133	F990B14A000
166	F4573015	167	F4581056-300	167	F4586046-310	168	F4591046	168	F4596044-300	133	F990B15A000
166	F4573044	167	F4581056-310	167	F4586056	168	F4591046-300	168	F4596044-310	15	F990C00A000
166	F4573046	167	F4582015	167	F4586056-300	168	F4591046-310	168	F4596046	15	F990C010000
166	F4573056	167	F4582015-300	167	F4586056-310	168	F4591056	168	F4596046-300	158	F990C030000
166	F4574015	167	F4582015-310	167	F4587015	168	F4591056-300	168	F4596046-310	19	F990C050000
166	F4574044	167	F4582044	167	F4587015-300	168	F4591056-310	168	F4596056	31	F990E00A000
166	F4574046	167	F4582044-300	167	F4587015-310	168	F4592015	168	F4596056-300	31	F990G300000
166	F4574056	167	F4582044-310	167	F4587044	168	F4592015-300	168	F4596056-310	133	RF25746
166	F4575015	167	F4582046	167	F4587044-300	168	F4592015-310	169	F4597000	20	RF25747
166	F4575044	167	F4582046-300	167	F4587044-310	168	F4592044	169	F4598000	20	RF25748
166	F4575046	167	F4582046-310	167	F4587046	168	F4592044-300	169	F4599000	20	RF25749
166	F4575056	167	F4582056	167	F4587046-300	168	F4592044-310	96	F5960015	89	RF25750
166	F4576015	167	F4582056-300	167	F4587046-310	168	F4592046	96	F5960044	97	RF25752
166	F4576044	167	F4582056-310	167	F4587056	168	F4592046-300	96	F5960046	89	RF25752
166	F4576046	167	F4583015	167	F4587056-300	168	F4592046-310	96	F5960056	133	RF25753
166	F4576056	167	F4583015-300	167	F4587056-310	168	F4592056	96	F5961015	20	RF25754
166	F4577015	167	F4583015-310	168	F4588015	168	F4592056-300	96	F5961044	20	RF25755
166	F4577044	167	F4583044	168	F4588015-300	168	F4592056-310	96	F5961046	89	RF25756
166	F4577046	167	F4583044-300	168	F4588015-310	168	F4593015	96	F5961056	20	RF25757
166	F4577056	167	F4583044-310	168	F4588044	168	F4593015-300	97	F5962000		

**Contact Italy**

Flos Spa  
Via Angelo Faini, 2  
25073 Bovezzo (Brescia)  
Tel +39 0302438.1  
Fax +39 0302438.250  
info@flos.com

ARES s.r.l. - Socio Unico  
Viale dell'Artigianato, 24  
20881 Bernareggio  
Monza, Italy  
Tel +39 039 6900892  
Fax +39 039 6901855  
flos.outdoor@flos.com

**Contact Spain**

Antares Iluminación S.A.U.  
Calle Mallorca, 1  
Poligono Industrial Reva 46394  
Ribarroja (Valencia)  
Tel +34 96 166 95 20  
Fax +34 96 166 82 86  
flos.architectural@flos.com

**Distribution Spain**

Antares Iluminación S.A.U.  
Calle Mallorca, 1  
Poligono Industrial Reva  
46394 Ribarroja (Valencia)  
Tel +34 96 166 95 20  
Fax +34 96 166 82 86  
flos.architectural@flos.com

**Distribution Belgium And Luxembourg**

Flos Belux  
M +32 474 739 080  
flosbelux@flos.com

**Distribution Norway**

Drammensveien 120  
0277 Oslo - Norway  
Tel +47 (0) 2212 86 00  
Fax +47 (0) 2212 86 08  
info@flos.no

**Distribution Sweden**

Flos Scandinavia A/S  
Karlavagn Lützensgatan 1  
S-115-20  
Tel +46 (0) 8 660 4405  
Fax +46 (0) 8 660 7005  
info@flos.se

**Distribution Denmark**

Flos Scandinavia A/S  
Sydhavnsgade 28  
DK-2450 København SV  
Tel +45 (0) 3388 60 00  
Fax +45 (0) 3388 60 10  
info@flos.dk

**Distribution The Netherlands**

Flos BV  
Cruquiusweg 109S  
1019 AG Amsterdam  
Tel +31 (0) 20 560 50 60  
Fax +31 (0) 20 560 50 70  
flosnetherlands@flos.com

**Distribution France**

Flos France  
20-22, Passage Dauphine  
75006 Paris  
Tel +33 (0) 1 40 64 17 44  
flos.france@flos.com

**Distribution Austria - Germany Switzerland**

Flos GmbH  
Obermünsterstraße 18  
93047 Regensburg,  
Germany  
Tel +49 941 630837 00  
Fax +49 941 630837 60  
info@flos-gmbh.de

**Distribution United Kingdom**

Atrium Ltd.  
28 Leonard Street  
EC2A 4BY London  
Tel +44 (0) 20 7681 9933  
Fax +44 (0) 20 7681 9943  
flos@atrium.ltd.uk

International Projects UK  
Division

Tel +44 (0) 20 7681 9933  
flos.international@flos.com

**Distribution Japan**

Flos Co., Ltd.  
PMC Building 9F  
1-23-5 Higashiazabu  
Minato-Ku Tokyo 104-0044  
Tel +81 (0) 3 3582 1468  
Fax +81 (0) 3 3582 097  
flosjapan@flosjapan.com

**Distribution Asia Pacific**

Flos Representative Office  
1, Commonwealth Lane  
#08-12, 149544 Singapore  
Tel +65 (0) 6372 1495  
Fax +65 (0) 6372 7607  
flosasia@flos.com

**Distribution China**

Flos Illumination  
(Shanghai) Co. Ltd.  
Unit 101, Floor 1,  
Building B9  
No. 800 of Chang De road  
Jing An District, Shanghai,  
200040, China  
Tel: 86 021 62176187  
floschina@flos.com

**Distribution Latin America**

Flos LatAm  
M +52 55 6960 1772  
flos.latinamerica@flos.com

**Distribution India**

Flos Representative Office  
1, Commonwealth Lane  
#08-12, 149544 Singapore  
Tel +65 (0) 6372 1495  
Fax +65 (0) 6372 7607  
flosindia@flos.com

**Distribution U.S.A.**

Flos USA Inc.  
110 York Street - 5th Floor  
Brooklyn, NY 11201  
Tel +1 (718) 875-3472  
Fax +1 (718) 875-3473  
info@flosusa.com

**Distribution Middle East**

Flos Middle East  
Dubai Design District  
Dubai, United Arab  
Emirates  
Tel +971 54 3567356  
flosme@flos.com

**Distribution Hong Kong**

M +852 9307 3713  
flosasia@flos.com

**Showroom Stockholm**

Karlaplan Lützensgatan 1  
S-115-20  
Tel +46 (0) 8 660 4405  
Fax +46 (0) 8 660 7005  
info@flos.se

**Showroom Copenhagen**

Sydhavnsgrde 28  
DK-2450 København SV  
Tel +45 (0) 3388 60 00  
Fax +45 (0) 3388 60 10  
info@flos.dk

**Showroom Amsterdam**

Cruquiusweg 109Q  
1019 AG Amsterdam  
The Netherlands  
Tel +31 (0) 20 560 50 60  
Fax +31 (0) 20 560 50 70  
info@flosmail.nl

**Showroom Oslo**

Drammensveien 120  
0277 Oslo - Norway  
Tel +47 (0) 2212 86 00  
Fax +47 (0) 2212 86 08  
info@flos.no

**Showroom Milano**

Corso Monforte, 15  
20122 Milano  
Tel +39 02 79 84 57  
Fax +39 02 89 78 56 41  
contract.milano@flos.com

**Showroom Paris**

20-22, Passage Dauphine  
75006 Paris  
Tel +33 (0) 1 40 64 17 44  
flos.france@flos.com

**Showroom Tokyo**

PMC Building 9F  
1-23-5 Higashiazabu  
Minato-Ku  
Tokyo 104-0044  
Tel +81 (0) 3 35 82 14 68  
Fax +81 (0) 3 55 75 70 87  
info@flosjapan.com

**Flagship Store Milano**

Corso Monforte, 9  
20122- Milano  
Tel +39 02 37011080  
Fax +39 02 780833  
flosmilano@flos.com

**Flagship Store Roma**

Via del Babuino, 85  
00187 - Roma  
Tel +39 06 3207631  
Fax +39 06 3207690  
flosroma@flos.com

**Flagship Store New York**

152 Greene Street - NY 10012  
Tel +1 212 941 4760  
Fax +1 212 941 4763  
info@flosusa.com

**Flagship Store Paris**

15, rue de Bourgogne  
75007- Paris  
Tel +33 (0) 1 53 85 49 93  
Fax +33 (0) 1 53 85 49 99  
shop@flos.fr

**Flagship Store LYON**

17 rue Jarente  
69002 - Lyon  
Tel +33 478621301  
Fax +33 478622119  
lyon@flos.fr

**Flagship Store Stockholm**

Karlaplan Lützensgatan 1  
S-115-20  
Tel +46 (0) 8 660 4405  
Fax +46 (0) 8 660 7005  
info@flos.se

**Art Direction and Graphic Design**

Apartamento Studios

**Art Photography**

Nicholas Alan Cope

**Still Life Photography**

Piero Fasanotto

**Layout**

Flos Architectural Team

**Printed**

By Graficart - Treviso - Italy

**Edition**

December 2020

Copyright © Flos 2020

All Rights Reserved

**Acknowledgements**

Arch. Ricardo Bofill

Mrs Natalia Chiner

Mr Manu Tuytens

Mr and Mrs Taffeiren

Mr Tony Vanwijnsberghe

Mrs Nancy Troch

Mr Daniel Tamayo

Mrs Celia Lescouet

Il nostro mondo si evolve continuamente. I progressi tecnici sono all'ordine del giorno nel nostro settore.

Lo scopo di Flos è offrire sempre la tecnologia più affidabile a disposizione, rivedendo continuamente i prodotti e aggiornandoli non appena le evoluzioni tecnologiche offrono vantaggi per i nostri partner e clienti.

Questa filosofia fa sì che il nostro catalogo e le schede tecniche dei nostri prodotti siano anch'essi in continua evoluzione, con la conseguente necessità di aggiornamenti e revisioni continue.

Per tanto, quando avete bisogno di dettagli tecnici e delle informazioni più recenti, sfogliate la sezione prodotti del nostro sito Web ufficiale Flos.com: è aggiornato quotidianamente e offre gli ultimi dettagli dei prodotti, dei codici degli articoli disponibili e tutta la documentazione per il download immediato.

[www.flos.com](http://www.flos.com)

As our world is in constant evolution, technical upgrades happens every day in our business.

Flos aim is to offer always the best reliable technology available, constantly reviewing our products and upgrading them as soon as technologic evolutions offers benefits for our partners and clients.

This philosophy means that our technical catalogue and product data sheets also are in constant evolution, requiring upgrades and constants reviewing.

Thus, when you need technical details and the most recent product information, please browse the product section of our Flos.com official website: it is updated daily, and there you'll find the latest product details, all available part numbers, all product documents available for immediate download.

[www.flos.com](http://www.flos.com)

